



BISNEY CREST  
碧麗軒

SALES BROCHURE  
售樓說明書

# TABLE OF CONTENTS

## 目錄

NOTES TO PURCHASERS OF FIRST-HAND RESIDENTIAL PROPERTIES 一手住宅物業買家須知	2	WARNING TO PURCHASERS 對買方的警告	86
INFORMATION ON THE DEVELOPMENT 發展項目的資料	8	CROSS-SECTION PLAN OF BUILDING IN THE DEVELOPMENT 發展項目中的建築物的橫截面圖	87
INFORMATION ON VENDOR AND OTHERS INVOLVED IN THE DEVELOPMENT 賣方及有參與發展項目的其他人的資料	11	ELEVATION PLAN 立面圖	100
RELATIONSHIP BETWEEN PARTIES INVOLVED IN THE DEVELOPMENT 有參與發展項目的各方的關係	12	INFORMATION ON COMMON FACILITIES IN THE DEVELOPMENT 發展項目中的公用設施的資料	108
INFORMATION ON DESIGN OF THE DEVELOPMENT 發展項目的設計的資料	14	INSPECTION OF PLANS AND DEED OF MUTUAL COVENANT 閱覽圖則及公契	109
INFORMATION ON PROPERTY MANAGEMENT 物業管理的資料	14	FITTINGS, FINISHES AND APPLIANCES 裝置、裝修物料及設備	110
LOCATION PLAN OF THE DEVELOPMENT 發展項目的所在位置圖	15	SERVICE AGREEMENTS 服務協議	155
AERIAL PHOTOGRAPH OF THE DEVELOPMENT 發展項目的鳥瞰照片	16	GOVERNMENT RENT 地稅	155
OUTLINE ZONING PLAN RELATING TO THE DEVELOPMENT 關乎發展項目的分區計劃大綱圖	17	MISCELLANEOUS PAYMENTS BY PURCHASER 買方的雜項付款	156
LAYOUT PLAN OF THE DEVELOPMENT 發展項目的布局圖	19	DEFECT LIABILITY WARRANTY PERIOD 欠妥之處的保養責任期	156
FLOOR PLANS OF RESIDENTIAL PROPERTIES IN THE DEVELOPMENT 發展項目的住宅物業的樓面平面圖	20	MAINTENANCE OF SLOPES 斜坡維修	157
AREA OF RESIDENTIAL PROPERTIES IN THE DEVELOPMENT 發展項目中的住宅物業的面積	70	MODIFICATION 修訂	160
FLOOR PLANS OF PARKING SPACES IN THE DEVELOPMENT 發展項目中的停車位的樓面平面圖	72	RELEVANT INFORMATION 有關資料	161
SUMMARY OF PRELIMINARY AGREEMENT FOR SALE AND PURCHASE 臨時買賣合約的摘要	73	ADDRESS OF THE WEBSITE DESIGNATED BY THE VENDOR FOR THE DEVELOPMENT 賣方就發展項目指定的互聯網網站的網址	175
SUMMARY OF DEED OF MUTUAL COVENANT 公契的摘要	74	INFORMATION IN APPLICATION FOR CONCESSION ON GROSS FLOOR AREA OF BUILDING 申請建築物總樓面面積寬免的資料	176
SUMMARY OF LAND GRANT 批地文件的摘要	79	DATE OF PRINTING OF SALES BROCHURE 售樓說明書印製日期	178
INFORMATION ON PUBLIC FACILITIES AND PUBLIC OPEN SPACES 公共設施及公眾休憩用地的資料	83	POSSIBLE FUTURE CHANGES 日後可能出現的改變	178
		EXAMINATION RECORD 檢視記錄	179

# NOTES TO PURCHASERS OF FIRST-HAND RESIDENTIAL PROPERTIES

## 一手住宅物業買家須知

You are advised to take the following steps before purchasing first-hand residential properties.

### For all first-hand residential properties

#### 1. Important information

- Make reference to the materials available on the Sales of First-hand Residential Properties Electronic Platform (SRPE) ([www.srpe.gov.hk](http://www.srpe.gov.hk)) on the first-hand residential property market.
- Study the information on the website designated by the vendor for the development, including the sales brochure, price lists, documents containing the sales arrangements, and the register of transactions of a development.
- Sales brochure for a development will be made available to the general public at least 7 days immediately before a date of sale while price list and sales arrangements will be made available at least 3 days immediately before the date of sale.
- Information on transactions can be found on the register of transactions on the website designated by the vendor for the development and the SRPE.

#### 2. Fees, mortgage loan and property price

- Calculate the total expenses of the purchase, such as solicitors' fees, mortgage charges, insurance fees and stamp duties.
- Check with banks to find out if you will be able to obtain the needed mortgage loan, select the appropriate payment method and calculate the amount of the mortgage loan to ensure it is within your repayment ability.
- Check recent transaction prices of comparable properties for comparison.
- Check with the vendor or the estate agent the estimated management fee, the amount of management fee payable in advance (if any), special fund payable (if any), the amount of reimbursement of the deposits for water, electricity and gas (if any), and/or the amount of debris removal fee (if any) you have to pay to the vendor or the manager of the development.

#### 3. Price list, payment terms and other financial incentives

- Vendors may not offer to sell all the residential properties that are covered in a price list. To know which residential properties the vendors may offer to sell, pay attention to the sales arrangements which will be announced by the vendors at least 3 days before the relevant residential properties are offered to be sold.
- Pay attention to the terms of payment as set out in a price list. If there are discounts on the price, gift, or any financial advantage or benefit to be made available in connection with the purchase of the residential properties, such information will also be set out in the price list.
- If you intend to opt for any mortgage loan plans offered by financial institutions specified by the vendor, before entering into a preliminary agreement for sale and purchase (PASP), you must study the details of various mortgage loan plans<sup>1</sup> as set out in the price list concerned. If you have any questions about these mortgage loan plans, you should check with the financial institutions concerned direct before entering into a PASP.

<sup>1</sup> The details of various mortgage loan plans include the requirements for mortgagors on minimum income level, the loan limit under the first mortgage and second mortgage, the maximum loan repayment period, the change of mortgage interest rate throughout the entire repayment period, and the payment of administrative fees.

#### 4. Property area and its surroundings

- Pay attention to the area information in the sales brochure and price list, and price per square foot/metre in the price list. According to the Residential Properties (First-hand Sales) Ordinance (Cap. 621) (the Ordinance), vendors can only present the area and price per square foot and per square metre of a residential property using saleable area. Saleable area, in relation to a residential property, means the floor area of the residential property, and includes the floor area of every one of the following to the extent that it forms part of the residential property - (i) a balcony; (ii) a utility platform; and (iii) a verandah. The saleable area excludes the area of the following which forms part of the residential property - air-conditioning plant room; bay window; cockloft; flat roof; garden; parking space; roof; stairhood; terrace and yard.
- Floor plans of all residential properties in the development have to be shown in the sales brochure. In a sales brochure, floor plans of residential properties in the development must state the external and internal dimensions of each residential property<sup>2</sup>. The external and internal dimensions of residential properties as provided in the sales brochure exclude plaster and finishes. You are advised to note this if you want to buy furniture before handing over of the residential property.
- Visit the development site and get to know the surroundings of the property (including transportation and community facilities). Check town planning proposals and decisions which may affect the property. Take a look at the location plan, aerial photograph, outline zoning plan and cross-section plan that are provided in the sales brochure.

#### 5. Sales brochure

- Ensure that the sales brochure obtained is the latest version. According to the Ordinance, the sales brochure made available to the public should be printed or examined, or examined and revised within the previous 3 months.
- In respect of an uncompleted development, the vendor may alter the building plans (if any) whenever the vendor considers necessary. To know the latest information of an uncompleted development, keep paying attention to any revised sales brochures made available by the vendor.
- Read through the sales brochure and in particular, check the following information in the sales brochure -
  - whether there is a section on "relevant information" in the sales brochure, under which information on any matter that is known to the vendor but is not known to the general public, and is likely to materially affect the enjoyment of a residential property will be set out. Please note that information contained in a document that has been registered with the Land Registry will not be regarded as "relevant information";
  - the cross-section plan showing a cross-section of the building in relation to every street adjacent to the building, and the level of every such street in relation to a known datum and to the level of the lowest residential floor of the building. This will help you visualize the difference in height between the lowest residential floor of a building and the street level, regardless of how that lowest residential floor is named;
  - interior and exterior fittings and finishes and appliances;
  - the basis on which management fees are shared;
  - whether individual owners have obligations or need to share the expenses for managing, operating and maintaining the public open space or public facilities inside or outside the development, and the location of the public open space or public facilities; and
  - whether individual owners have responsibility to maintain slopes.

<sup>2</sup> According to section 10(2)(d) in Part 1 of Schedule 1 to the Ordinance, each of the floor plans of the residential properties in the development in the sales brochure must state the following -

- (i) the external dimensions of each residential property;
- (ii) the internal dimensions of each residential property;
- (iii) the thickness of the internal partitions of each residential property;
- (iv) the external dimensions of individual compartments in each residential property.

According to section 10(3) in Part 1 of Schedule 1 to the Ordinance, if any information required by section 10(2)(d) in Part 1 of Schedule 1 to the Ordinance is provided in the approved building plans for the development, a floor plan must state the information as so provided.

# NOTES TO PURCHASERS OF FIRST-HAND RESIDENTIAL PROPERTIES

## 一手住宅物業買家須知

### 6. Government land grant and deed of mutual covenant (DMC)

- Read the Government land grant and the DMC (or the draft DMC). Information such as ownership of the rooftop and external walls can be found in the DMC. The vendor will provide copies of the Government land grant and the DMC (or the draft DMC) at the place where the sale is to take place for free inspection by prospective purchasers.
- Check the Government land grant on whether individual owners are liable to pay Government rent.
- Check the DMC on whether animals can be kept in the residential property.

### 7. Information on Availability of Residential Properties for Selection at Sales Office

- Check with the vendor which residential properties are available for selection. If a “consumption table” is displayed by the vendor at the sales office, you may check from the table information on the progress of sale on a date of sale, including which residential properties are offered for sale at the beginning of that date of sale and which of them have been selected and sold during that date of sale.
- Do not believe in rumours about the sales condition of the development and enter into a PASP rashly.

### 8. Register of Transactions

- Pay attention to the register of transactions for a development. A vendor must, within 24 hours after entering into a PASP with a purchaser, enter transaction information of the PASP in the register of transactions. The vendor must, within 1 working day after entering into an agreement for sale and purchase (ASP), enter transaction information of the ASP in the register of transactions. Check the register of transactions for the concerned development to learn more about the sales condition of the development.
- Never take the number of registrations of intent or cashier orders a vendor has received for the purpose of registration as an indicator of the sales volume of a development. The register of transactions for a development is the most reliable source of information from which members of the public can grasp the daily sales condition of the development.

### 9. Agreement for sale and purchase

- Ensure that the PASP and ASP include the mandatory provisions as required by the Ordinance.
- Pay attention that fittings, finishes and appliances to be included in the sale and purchase of the property are inserted in the PASP and ASP.
- Pay attention to the area plan annexed to the ASP which shows the total area which the vendor is selling to you. The total area which the vendor is selling to you is normally greater than the saleable area of the property.
- Pay attention to the vendor’s right to alter the building plans (if any) for an uncompleted development. The mandatory provisions to be incorporated in an ASP for uncompleted development as required by the Ordinance include a provision requiring the vendor to notify the purchaser in writing of such alteration if the same affects in any way the property within 14 days after its having been approved by the Building Authority.
- A preliminary deposit of **5%** of the purchase price is payable by you to the owner (i.e. the seller) on entering into a PASP.
- If you do not execute the ASP within **5 working days** (working day means a day that is not a general holiday or a Saturday or a black rainstorm warning day or gale warning day) after entering into the PASP, the PASP is terminated, the preliminary deposit (i.e. 5% of the purchase price) is forfeited, and the owner (i.e. the seller) does not have any further claim against you for not executing the ASP.
- If you execute the ASP within 5 working days after the signing of the PASP, the owner (i.e. the seller) must execute the ASP within 8 working days after entering into the PASP.
- The deposit should be made payable to the solicitors’ firm responsible for stakeholding purchasers’ payments for the property.

### 10. Expression of intent of purchasing a residential property

- Note that vendors (including their authorized representative(s)) should not seek or accept any specific or general expression of intent of purchasing any residential property before the relevant price lists for such properties are made available to the public. You therefore should not make such an offer to the vendors or their authorized representative(s).
- Note that vendors (including their authorized representative(s)) should not seek or accept any specific expression of intent of purchasing a particular residential property before the sale of the property has commenced. You therefore should not make such an offer to the vendors or their authorized representative(s).

### 11. Appointment of estate agent

- Note that if the vendor has appointed one or more than one estate agents to act in the sale of any specified residential property in the development, the price list for the development must set out the name of all the estate agents so appointed as at the date of printing of the price list.
- You may appoint any estate agent (not necessarily from those estate agency companies appointed by the vendor) to act in the purchase of any specified residential property in the development, and may also not appoint any estate agent to act on your behalf.
- Before you appoint an estate agent to look for a property, you should -
  - find out whether the agent will act on your behalf only. If the agent also acts for the vendor, he/she may not be able to protect your best interests in the event of a conflict of interest;
  - find out whether any commission is payable by you to the estate agent and, if so, its amount and the time of payment; and
  - note that only licensed estate agents or salespersons may accept your appointment. If in doubt, you should request the estate agent or salesperson to produce his/her Estate Agent Card, or check the Licence List on the Estate Agents Authority website: [www.eaa.org.hk](http://www.eaa.org.hk).

### 12. Appointment of solicitor

- Consider appointing your own solicitor to protect your interests. If the solicitor also acts for the vendor, he/she may not be able to protect your best interests in the event of a conflict of interest.
- Compare the charges of different solicitors.

## For first-hand uncompleted residential properties

### 13. Pre-sale Consent

- For uncompleted residential property under the Lands Department Consent Scheme, seek confirmation from the vendor whether the “Pre-sale Consent” has been issued by the Lands Department for the development.

### 14. Show flats

- While the vendor is not required to make any show flat available for viewing by prospective purchasers or the general public, if the vendor wishes to make available show flats of a specified residential property, the vendor must first of all make available an unmodified show flat of that residential property and that, having made available such unmodified show flat, the vendor may then make available a modified show flat of that residential property. In this connection, the vendor is allowed to make available more than one modified show flat of that residential property.
- If you visit the show flats, you should always look at the unmodified show flats for comparison with the modified show flats. That said, the Ordinance does not restrict the discretion of the vendor in arranging the sequence of the viewing of unmodified and modified show flats.
- Sales brochure of the development should have been made available to the public when the show flat is made available for viewing. You are advised to get a copy of the sales brochure and make reference to it when viewing the show flats.
- You may take measurements in modified and unmodified show flats, and take photographs or make video recordings of unmodified show flats, subject to reasonable restriction(s) which may be set by the vendor for ensuring safety of the persons viewing the show flat.



# NOTES TO PURCHASERS OF FIRST-HAND RESIDENTIAL PROPERTIES

## 一手住宅物業買家須知

### For first-hand uncompleted residential properties and completed residential properties pending compliance

#### 15. Estimated material date and handing over date

- Check the estimated material date<sup>3</sup> for the development in the sales brochure.
  - The estimated material date for a development in the sales brochure is not the same as the date on which a residential property is handed over to purchaser. The latter is normally later than the former. However, the handing over date may be earlier than the estimated material date set out in the sales brochure in case of earlier completion of the development.
  - Handing over date
  - The mandatory provisions to be incorporated in an ASP as required by the Ordinance include a provision requiring the vendor to apply in writing for an Occupation Document / a Certificate of Compliance or the Director of Lands' Consent to Assign (as the case may be) in respect of the development within 14 days after the estimated material date as stipulated in the ASP.
    - ◆ For development subject to the Lands Department Consent Scheme, the vendor is required to notify the purchaser in writing that the vendor is in a position validly to assign the property within one month after the issue of the Certificate of Compliance or the Consent to Assign, whichever first happens; or
    - ◆ For development not subject to the Lands Department Consent Scheme, the vendor is required to notify the purchaser in writing that the vendor is in a position validly to assign the property within 6 months after the issue of the Occupation Document including Occupation Permit.
  - The mandatory provisions to be incorporated in an ASP as required by the Ordinance include a provision requiring completion of the sale and purchase within 14 days after the date of the notification aforesaid. Upon completion, the vendor shall arrange handover of the property to the purchaser.
- Authorized Person (AP) may grant extension(s) of time for completion of the development beyond the estimated material date.
  - The mandatory provisions to be incorporated in an ASP as required by the Ordinance include a provision that the AP of a development may grant an extension of time for completion of the development beyond the estimated material date having regard to delays caused exclusively by any one or more of the following reasons:
    - ◆ strike or lock-out of workmen;
    - ◆ riots or civil commotion;
    - ◆ force majeure or Act of God;
    - ◆ fire or other accident beyond the vendor's control;
    - ◆ war; or
    - ◆ inclement weather.
  - The AP may grant more than once such an extension of time depending on the circumstances. That means handover of the property may be delayed.
  - The mandatory provisions to be incorporated in an ASP as required by the Ordinance also include a provision requiring the vendor to, within 14 days after the issue of an extension of time granted by the AP, furnish the purchaser with a copy of the relevant certificate of extension.
- Ask the vendor if there are any questions on handing over date.

### For first-hand completed residential properties

#### 16. Vendor's information form

- Ensure that you obtain the "vendor's information form(s)" printed within the previous 3 months in relation to the residential property/properties you intend to purchase.

#### 17. Viewing of property

- Ensure that, before you purchase a residential property, you are arranged to view the residential property that you would like to purchase or, if it is not reasonably practicable to view the property in question, a comparable property in the development, unless you agree in writing that the vendor is not required to arrange such a comparable property for viewing for you. You are advised to think carefully before signing any waiver.
- You may take measurements, take photographs or make video recordings of the property, unless the property is held under a tenancy or reasonable restriction(s) is/are needed to ensure safety of the persons viewing the property.

**For complaints and enquiries relating to the sales of first-hand residential properties by the vendors which the Ordinance applies, please contact the Sales of First-hand Residential Properties Authority -**

Website	: www.srpa.gov.hk
Telephone	: 2817 3313
Email	: enquiry_srpa@hd.gov.hk
Fax	: 2219 2220

#### Other useful contacts:

	Website	Telephone	Email	Fax
Consumer Council	www.consumer.org.hk	2929 2222	cc@consumer.org.hk	2856 3611
Estate Agents Authority	www.eaa.org.hk	2111 2777	enquiry@eaa.org.hk	2598 9596
Real Estate Developers Association of Hong Kong	-	2826 0111	-	2845 2521

Sales of First-hand Residential Properties Authority  
March 2023

<sup>3</sup> Generally speaking, "material date" means the date on which the conditions of the land grant are complied with in respect of the development, or the date on which the development is completed in all respects in compliance with the approved building plans or the conditions subject to which the certificate of exemption is issued. For details, please refer to section 2 of the Ordinance.

# NOTES TO PURCHASERS OF FIRST-HAND RESIDENTIAL PROPERTIES

## 一手住宅物業買家須知

您在購置一手住宅物業之前，應留意下列事項：

### 適用於所有一手住宅物業

#### 1. 重要資訊

- 瀏覽一手住宅物業銷售資訊網（下稱「銷售資訊網」）（網址：[www.srpe.gov.hk](http://www.srpe.gov.hk)），參考「銷售資訊網」內有關一手住宅物業的市場資料。
- 閱覽賣方就該發展項目所指定的互聯網網站內的有關資訊，包括售樓說明書、價單、載有銷售安排的文件，及成交紀錄冊。
- 發展項目的售樓說明書，會在該項目的出售日期前最少七日向公眾發布，而有關價單和銷售安排，亦會在該項目的出售日期前最少三日公布。
- 在賣方就有關發展項目所指定的互聯網網站，以及「銷售資訊網」內，均載有有關物業成交資料的成交紀錄冊，以供查閱。

#### 2. 費用、按揭貸款和樓價

- 計算置業總開支，包括律師費、按揭費用、保險費，以及印花稅。
- 向銀行查詢可否取得所需的按揭貸款，然後選擇合適的還款方式，並小心計算按揭貸款金額，以確保貸款額沒有超出本身的負擔能力。
- 查閱同類物業最近的成交價格，以作比較。
- 向賣方或地產代理瞭解，您須付予賣方或該發展項目的管理人的預計的管理費、管理費上期金額（如有）、特別基金金額（如有）、補還的水、電力及氣體按金（如有），以及/或清理廢料的費用（如有）。

#### 3. 價單、支付條款，以及其他財務優惠

- 賣方未必會把價單所涵蓋的住宅物業悉數推售，因此應留意有關的銷售安排，以了解賣方會推售的住宅物業為何。賣方會在有關住宅物業推售日期前最少三日公布銷售安排。
- 留意價單所載列的支付條款。倘買家可就購置有關住宅物業而連帶獲得價格折扣、贈品，或任何財務優惠或利益，上述資訊亦會在價單內列明。
- 如您擬選用由賣方指定的財務機構提供的各類按揭貸款計劃，在簽訂臨時買賣合約前，應先細閱有關價單內列出的按揭貸款計劃資料<sup>1</sup>。如就該些按揭貸款計劃的詳情有任何疑問，應在簽訂臨時買賣合約前，直接向有關財務機構查詢。

#### 4. 物業的面積及四周環境

- 留意載於售樓說明書和價單內的物業面積資料，以及載於價單內的每平方呎/每平方米售價。根據《一手住宅物業銷售條例》（第621章）（下稱「條例」），賣方只可以實用面積表達住宅物業的面積和每平方呎及平方米的售價。就住宅物業而言，實用面積指該住宅物業的樓面面積，包括在構成該物業的一部分的範圍內的以下每一項目的樓面面積：(i) 露台；(ii) 工作平台；以及 (iii) 陽台。實用面積並不包括空調機房、窗台、閣樓、平台、花園、停車位、天台、梯屋、前庭及庭院的每一項目的面積，即使該些項目構成該物業的一部分的範圍。
- 售樓說明書必須顯示發展項目中所有住宅物業的樓面平面圖。在售樓說明書所載有關發展項目中住宅物業的每一份樓面平面圖，均須述明每個住宅物業的外部 and 內部尺寸<sup>2</sup>。售樓說明書所提供有關住宅物業外部和內部的尺寸，不會把批盪和裝飾物料包括在內。買家收樓前如欲購置家具，應留意這點。
- 親臨發展項目的所在地實地視察，以了解有關物業的四周環境（包括交通和社區設施）；亦應查詢有否任何城市規劃方案和議決，會對有關的物業造成影響；參閱載於售樓說明書內的位置圖、鳥瞰照片、分區計劃大綱圖，以及橫截面圖。

#### 5. 售樓說明書

- 確保所取得的售樓說明書屬最新版本。根據條例，提供予公眾的售樓說明書必須是在之前的三個月之內印製或檢視、或檢視及修改。
- 如屬未落成發展項目，賣方在認為有需要時可改動建築圖則（如有的話），因此應留意由賣方提供的任何經修改的售樓說明書，以了解有關未落成發展項目的最新資料。
- 閱覽售樓說明書，並須特別留意以下資訊：
  - 售樓說明書內有否關於「有關資料」的部分，列出賣方知悉但並非為一般公眾人士所知悉，關於相當可能對享用有關住宅物業造成重大影響的事宜的資料。請注意，已在土地註冊處註冊的文件，其內容不會被視為「有關資料」；
  - 橫截面圖會顯示有關建築物相對毗連該建築物的每條街道的橫截面，以及每條上述街道與已知基準面和該建築物最低的一層住宅樓層的水平相對的水平。橫截面圖能以圖解形式，顯示出建築物最低一層住宅樓層和街道水平的高低差距，不論該最低住宅樓層以何種方式命名；
  - 室內和外部的裝置、裝修物料和設備；
  - 管理費按甚麼基準分擔；
  - 小業主有否責任或需要分擔管理、營運或維持有關發展項目以內或以外的公眾休憩用地或公共設施的開支，以及有關公眾休憩用地或公共設施的位置；以及
  - 小業主是否須要負責維修斜坡。

<sup>1</sup> 按揭貸款計劃的資料包括有關按揭貸款計劃對借款人的最低收入的要求、就第一按揭連同第二按揭可獲得的按揭貸款金額上限、最長還款年期、整個還款期內的按揭利率變化，以及申請人須繳付的手續費。

<sup>2</sup> 根據條例附表1第1部第10(2)(d)條述明，售樓說明書內顯示的發展項目中的住宅物業的每一份樓面平面圖須述明以下各項 -  
(i) 每個住宅物業的外部尺寸；  
(ii) 每個住宅物業的內部尺寸；  
(iii) 每個住宅物業的內部間隔的厚度；  
(iv) 每個住宅物業內個別分隔室的外部尺寸。

根據條例附表1第1部第10(3)條，如有關發展項目的經批准的建築圖則，提供條例附表1第1部第10(2)(d)條所規定的資料，樓面平面圖須述明如此規定的該資料。

# NOTES TO PURCHASERS OF FIRST-HAND RESIDENTIAL PROPERTIES

## 一手住宅物業買家須知

### 6. 政府批地文件和公契

- 閱覽政府批地文件和公契（或公契擬稿）。公契內載有天台和外牆業權等相關資料。賣方會在售樓處提供政府批地文件和公契（或公契擬稿）的複本，供準買家免費閱覽。
- 留意政府批地文件內所訂明小業主是否須要負責支付地稅。
- 留意公契內訂明有關物業內可否飼養動物。

### 7. 售樓處內有關可供揀選住宅物業的資料

- 向賣方查詢清楚有哪些一手住宅物業可供揀選。若賣方在售樓處內展示「消耗表」，您可從該「消耗表」得悉在每個銷售日的銷售進度資料，包括在該個銷售日開始時有哪些住宅物業可供出售，以及在該個銷售日內有哪些住宅物業已獲揀選及售出。
- 切勿隨便相信有關發展項目銷情的傳言，倉卒簽立臨時買賣合約。

### 8. 成交紀錄冊

- 留意發展項目的成交紀錄冊。賣方須於臨時買賣合約訂立後的24小時內，於紀錄冊披露該臨時買賣合約的資料，以及於買賣合約訂立後一個工作天內，披露該買賣合約的資料。您可透過成交紀錄冊得悉發展項目的銷售情況。
- 切勿將賣方接獲用作登記的購樓意向書或本票的數目視為銷情指標。發展項目的成交紀錄冊才是讓公眾掌握發展項目每日銷售情況的最可靠資料來源。

### 9. 買賣合約

- 確保臨時買賣合約和買賣合約包含條例所規定的強制性條文。
- 留意有關物業買賣交易所包括的裝置、裝修物料和設備，須在臨時買賣合約和買賣合約上列明。
- 留意夾附於買賣合約的圖則。該圖則會顯示所有賣方售予您的物業面積，而該面積通常較該物業的實用面積為大。
- 留意賣方有權改動未落成發展項目的建築圖則（如有的話）。如屬未落成發展項目，條例規定物業的買賣合約須載有強制性條文，列明如有關改動在任何方面對該物業造成影響，賣方須在改動獲建築事務監督批准後的14日內，將該項改動以書面通知買家。
- 訂立臨時買賣合約時，您須向擁有人（即賣方）支付樓價**5%**的臨時訂金。
- 如您在訂立臨時買賣合約後**五個工作日**（工作日指並非公眾假日、星期六、黑色暴雨警告日或烈風警告日的日子）之內，沒有簽立買賣合約，該臨時買賣合約即告終止，有關臨時訂金（即樓價的5%）會被沒收，而擁有人（即賣方）不得因您沒有簽立買賣合約而對您提出進一步申索。
- 在訂立臨時買賣合約後的五個工作日之內，倘您簽立買賣合約，則擁有人（即賣方）必須在訂立該臨時買賣合約後的八個工作日之內簽立買賣合約。
- 有關的訂金，應付予負責為所涉物業擔任保證金保存人的律師事務所。

### 10. 表達購樓意向

- 留意在賣方（包括其獲授權代表）就有關住宅物業向公眾提供價單前，賣方不得尋求或接納任何對有關住宅物業的購樓意向（不論是否屬明確選擇購樓意向）。因此您不應向賣方或其授權代表提出有關意向。

- 留意在有關住宅物業的銷售開始前，賣方（包括其獲授權代表）不得尋求或接納任何對該物業的有明確選擇購樓意向。因此您不應向賣方或其授權代表提出有關意向。

### 11. 委託地產代理

- 留意倘賣方委任一個或多於一個地產代理，以協助銷售其發展項目內任何指明住宅物業，該發展項目的價單必須列明在價單印刷日期當日所有獲委任為地產代理的姓名/名稱。
- 您可委託任何地產代理（不一定是賣方所指定的地產代理），以協助您購置發展項目內任何指明住宅物業；您亦可不委託任何地產代理。
- 委託地產代理以物色物業前，您應該 -
  - 了解該地產代理是否只代表您行事。該地產代理若同時代表賣方行事，倘發生利益衝突，未必能夠保障您的最大利益；
  - 了解您須否支付佣金予該地產代理。若須支付，有關的佣金金額和支付日期為何；以及
  - 留意只有持牌地產代理或營業員才可以接受您的委託。如有疑問，應要求該地產代理或營業員出示其「地產代理證」，或瀏覽地產代理監管局的網頁（網址：[www.eaa.org.hk](http://www.eaa.org.hk)），查閱牌照目錄。

### 12. 委聘律師

- 考慮自行委聘律師，以保障您的利益。該律師若同時代表賣方行事，倘發生利益衝突，未必能夠保障您的最大利益。
- 比較不同律師的收費。

## 適用於一手未落成住宅物業

### 13. 預售樓花同意書

- 洽購地政總署「預售樓花同意方案」下的未落成住宅物業時，應向賣方確認地政總署是否已就該發展項目批出「預售樓花同意書」。

### 14. 示範單位

- 賣方不一定須設置示範單位供準買家或公眾參觀，但賣方如為某指明住宅物業設置示範單位，必須首先設置該住宅物業的無改動示範單位，才可設置該住宅物業的經改動示範單位，並可以就該住宅物業設置多於一個經改動示範單位。
- 參觀示範單位時，務必視察無改動示範單位，以便與經改動示範單位作出比較。然而，條例並沒有限制賣方安排參觀無改動示範單位及經改動示範單位的先後次序。
- 賣方設置示範單位供公眾參觀時，應已提供有關發展項目的售樓說明書。因此，緊記先行索取售樓說明書，以便在參觀示範單位時參閱相關資料。
- 您可以在無改動示範單位及經改動示範單位中進行量度，並在無改動示範單位內拍照或拍攝影片，惟在確保示範單位參觀者人身安全的前提下，賣方可能會設定合理的限制。



# NOTES TO PURCHASERS OF FIRST-HAND RESIDENTIAL PROPERTIES

## 一手住宅物業買家須知

### 適用於一手未落成住宅物業及尚待符合條件的已落成住宅物業

#### 15. 預計關鍵日期及收樓日期

- 查閱售樓說明書中有關發展項目的預計關鍵日期<sup>3</sup>。
  - 售樓說明書中有關發展項目的預計關鍵日期並不同買家的「收樓日期」。買家的「收樓日期」一般會較發展項目的預計關鍵日期遲。然而，假若發展項目比預期早落成，「收樓日期」可能會較售樓說明書列出的預計關鍵日期為早。
- 收樓日期
  - 條例規定買賣合約須載有強制性條文，列明賣方須於買賣合約內列出的預計關鍵日期後的14日內，以書面為發展項目申請佔用文件、合格證明書，或地政總署署長的轉讓同意（視屬何種情況而定）。
    - 如發展項目屬地政總署預售樓花同意方案所規管，賣方須在合格證明書或地政總署署長的轉讓同意發出後的一個月內（以較早者為準），就賣方有能力有效地轉讓有關物業一事，以書面通知買家；或
    - 如發展項目並非屬地政總署預售樓花同意方案所規管，賣方須在佔用文件（包括佔用許可證）發出後的六個月內，就賣方有能力有效地轉讓有關物業一事，以書面通知買家。
  - 條例規定買賣合約須載有強制性條文，列明有關物業的買賣須於賣方發出上述通知的日期的14日內完成。有關物業的買賣完成後，賣方將安排買家收樓事宜。
- 認可人士可批予在預計關鍵日期之後完成發展項目
  - 條例規定買賣合約須載有強制性條文，列明發展項目的認可人士可以在顧及純粹由以下一個或多於一個原因所導致的延遲後，批予在預計關鍵日期之後，完成發展項目：
    - 工人罷工或封閉工地；
    - 暴動或內亂；
    - 不可抗力或天災；
    - 火警或其他賣方所不能控制的意外；
    - 戰爭；或
    - 惡劣天氣。
  - 發展項目的認可人士可以按情況，多於一次批予延後預計關鍵日期以完成發展項目，即收樓日期可能延遲。
  - 條例規定買賣合約須載有強制性條文，列明賣方須於認可人士批予延期後的14日內，向買家提供有關延期證明書的文本。
- 如對收樓日期有任何疑問，可向賣方查詢。

### 適用於一手已落成住宅物業

#### 16. 賣方資料表格

- 確保取得最近三個月內印製有關您擬購買的一手已落成住宅物業的「賣方資料表格」。

#### 17. 參觀物業

- 購置住宅物業前，確保已獲安排參觀您打算購置的住宅物業。倘參觀有關物業並非合理地切實可行，則應參觀與有關物業相若的物業，除非您以書面同意賣方無須開放與有關物業相若的物業供您參觀。您應仔細考慮，然後才決定是否簽署豁免上述規定的書面同意。
- 除非有關物業根據租約持有，或為確保物業參觀者的人身安全而須設定合理限制，您可以對該物業進行量度、拍照或拍攝影片。

任何與賣方銷售受條例所規管的一手住宅物業有關的投訴和查詢，請與一手住宅物業銷售監管局聯絡。

網址	: www.srpa.gov.hk
電話	: 2817 3313
電郵	: enquiry_srpa@hd.gov.hk
傳真	: 2219 2220

#### 其他相關聯絡資料：

	網址	電話	電郵	傳真
消費者委員會	www.consumer.org.hk	2929 2222	cc@consumer.org.hk	2856 3611
地產代理監管局	www.eaa.org.hk	2111 2777	enquiry@eaa.org.hk	2598 9596
香港地產建設商會	-	2826 0111	-	2845 2521

一手住宅物業銷售監管局  
2023年3月

<sup>3</sup> 一般而言，「關鍵日期」指該項目符合批地文件的條件的日期，或該項目在遵照經批准的建築圖則的情況下或按照豁免證明書的發出的條件在各方面均屬完成的日期。有關詳情請參閱條例第2條。



# INFORMATION ON THE DEVELOPMENT

## 發展項目的資料

**Name of the Development**

Bisney Crest

**Name of the street at which the Development is situated and the street number allocated by the Commissioner of Rating and Valuation for the purpose of distinguishing the Development**

57 Bisney Road

**The Development consists of multi-unit buildings**

**Total number of storeys of each multi-unit building**

Building comprising Unit-01 and Unit-10	
Unit-01	2 storeys
Unit-10	2 storeys (excluding Roof and Top Roof)
Building comprising Unit-02 and Unit-11	
Unit-02	2 storeys
Unit-11	2 storeys (excluding Roof and Top Roof)
Building comprising Unit-03 and Unit-12	
Unit-03	2 storeys
Unit-12	2 storeys (excluding Roof and Top Roof)
Building comprising Unit-05 and Unit-15	
Unit-05	2 storeys
Unit-15	2 storeys (excluding Roof and Top Roof)
Building comprising Unit-06 and Unit-16	
Unit-06	2 storeys
Unit-16	2 storeys (excluding Roof and Top Roof)
Building comprising Unit-07 and Unit-17	
Unit-07	2 storeys
Unit-17	2 storeys (excluding Roof and Top Roof)

**發展項目名稱**

碧麗軒

**發展項目所位於的街道的名稱及由差餉物業估價署署長為識別發展項目的目的而編配的門牌號數**

碧荔道57號

**發展項目包含多幢多單位建築物**

**每幢多單位建築物的樓層的總數**

建築物包括單位-01及單位-10	
單位-01	2層
單位-10	2層（不包括天台及頂層天台）
建築物包括單位-02及單位-11	
單位-02	2層
單位-11	2層（不包括天台及頂層天台）
建築物包括單位-03及單位-12	
單位-03	2層
單位-12	2層（不包括天台及頂層天台）
建築物包括單位-05及單位-15	
單位-05	2層
單位-15	2層（不包括天台及頂層天台）
建築物包括單位-06及單位-16	
單位-06	2層
單位-16	2層（不包括天台及頂層天台）
建築物包括單位-07及單位-17	
單位-07	2層
單位-17	2層（不包括天台及頂層天台）

# INFORMATION ON THE DEVELOPMENT

## 發展項目的資料

Building comprising Unit-08 and Unit-18	
Unit-08	2 storeys
Unit-18	2 storeys (excluding Roof and Top Roof)

Building comprising Unit-09 and Unit-19	
Unit-09	2 storeys
Unit-19	2 storeys (excluding Roof and Top Roof)

Unit-04, Unit-13 & Unit-14 are omitted

### Floor numbering in each multi-unit building as provided in the approved building plans for the Development

Building comprising Unit-01 and Unit-10	
Unit-01	G/F and 1/F
Unit-10	2/F, 3/F, Roof and Top Roof

Building comprising Unit-02 and Unit-11	
Unit-02	G/F and 1/F
Unit-11	2/F, 3/F, Roof and Top Roof

Building comprising Unit-03 and Unit-12	
Unit-03	G/F and 1/F
Unit-12	2/F, 3/F, Roof and Top Roof

Building comprising Unit-05 and Unit-15	
Unit-05	G/F and 1/F
Unit-15	2/F, 3/F, Roof and Top Roof

Building comprising Unit-06 and Unit-16	
Unit-06	G/F and 1/F
Unit-16	2/F, 3/F, Roof and Top Roof

建築物包括單位-08及單位-18	
單位-08	2層
單位-18	2層（不包括天台及頂層天台）

建築物包括單位-09及單位-19	
單位-09	2層
單位-19	2層（不包括天台及頂層天台）

不設單位-04、單位-13及單位-14

### 發展項目的經批准的建築圖則所規定的每幢多單位建築物內的樓層號數

建築物包括單位-01及單位-10	
單位-01	地下及一樓
單位-10	二樓、三樓、天台及頂層天台

建築物包括單位-02及單位-11	
單位-02	地下及一樓
單位-11	二樓、三樓、天台及頂層天台

建築物包括單位-03及單位-12	
單位-03	地下及一樓
單位-12	二樓、三樓、天台及頂層天台

建築物包括單位-05及單位-15	
單位-05	地下及一樓
單位-15	二樓、三樓、天台及頂層天台

建築物包括單位-06及單位-16	
單位-06	地下及一樓
單位-16	二樓、三樓、天台及頂層天台

# INFORMATION ON THE DEVELOPMENT

## 發展項目的資料

Building comprising Unit-07 and Unit-17	
Unit-07	G/F and 1/F
Unit-17	2/F, 3/F, Roof and Top Roof
Building comprising Unit-08 and Unit-18	
Unit-08	G/F and 1/F
Unit-18	2/F, 3/F, Roof and Top Roof
Building comprising Unit-09 and Unit-19	
Unit-09	G/F and 1/F
Unit-19	2/F, 3/F, Roof and Top Roof

Unit-04, Unit-13 and Unit-14 are omitted

**Omitted floor numbers in each multi-unit building in which the floor numbering is not in consecutive order**

Not applicable

**Refuge floor (if any) of each multi-unit building**

Not applicable

**The Development consists of houses**

**Total number of houses**

5

**House numbering as provided in the approved building plans for the Development**

House 1, House 2, House 3, House 5 and House 6

**Omitted house number**

House 4

建築物包括單位-07及單位-17	
單位-07	地下及一樓
單位-17	二樓、三樓、天台及頂層天台
建築物包括單位-08及單位-18	
單位-08	地下及一樓
單位-18	二樓、三樓、天台及頂層天台
建築物包括單位-09及單位-19	
單位-09	地下及一樓
單位-19	二樓、三樓、天台及頂層天台

不設單位-04、單位-13及單位-14

每幢有不依連續次序的樓層號數的多單位建築物內  
被略去的樓層號數

不適用

每幢多單位建築物內的庇護層（如有的話）

不適用

**發展項目包含洋房**

洋房的總數

5

發展項目的經批准的建築圖則所規定的洋房的門牌號數

洋房1、洋房2、洋房3、洋房5及洋房6

被略去的門牌號數

洋房4

# INFORMATION ON VENDOR AND OTHERS INVOLVED IN THE DEVELOPMENT

## 賣方及有參與發展項目的其他人的資料

### Vendor

Cheong Ming Investment Co., Limited

### 賣方

昌明置業有限公司

### Holding Company of the Vendor

Chinachem Properties Holding Company Limited  
Chime Corporation Limited

### 賣方控權公司

華懋物業控股有限公司  
參明有限公司

### Authorized Person for the Development

Mr. Vincent Ip Tai Wing

### 發展項目的認可人士

葉大永先生

### The firm or corporation of which an authorized person for the Development is a proprietor, director or employee in his or her professional capacity

Arthur Yung and Associates Company Ltd.

### 發展項目的認可人士以其專業身分擔任經營人、董事或僱員的商號或法團

容亨達工程師事務所

### Building Contractor for the Development

Gammon Engineering & Construction Company Limited

### 發展項目的承建商

Gammon Engineering & Construction Company Limited

### The firm of solicitors acting for the Owner in relation to the sale of residential properties in the Development

Deacons

### 就發展項目中的住宅物業的出售而代表擁有人行事的律師事務所

的近律師行

### Any authorized institution that has made a loan, or has undertaken to provide finance, for the construction of the Development

Nil

### 已為發展項目的建造提供貸款或已承諾為該項建造提供融資的認可機構

無

### Any other person who has made a loan for the construction of the Development

Chinachem Agencies Limited

### 已為發展項目的建造提供貸款的任何其他人

華懋代理有限公司



# RELATIONSHIP BETWEEN PARTIES INVOLVED IN THE DEVELOPMENT

## 有參與發展項目的各方的關係

(a) The Vendor or a building contractor for the Development is an individual, and that Vendor or contractor is an immediate family member of an Authorized Person for the Development.	Not applicable
(b) The Vendor or a building contractor for the Development is a partnership, and a partner of that Vendor or contractor is an immediate family member of such an Authorized Person.	Not applicable
(c) The Vendor or a building contractor for the Development is a corporation, and a director or the secretary of that Vendor or contractor (or a holding company of that Vendor) is an immediate family member of such an Authorized Person.	No
(d) The Vendor or a building contractor for the Development is an individual, and that Vendor or contractor is an immediate family member of an associate of such an Authorized Person.	Not applicable
(e) The Vendor or a building contractor for the Development is a partnership, and a partner of that Vendor or contractor is an immediate family member of an associate of such an Authorized Person.	Not applicable
(f) The Vendor or a building contractor for the Development is a corporation, and a director or the secretary of that Vendor or contractor (or a holding company of that Vendor) is an immediate family member of an associate of such an Authorized Person.	No
(g) The Vendor or a building contractor for the Development is an individual, and that Vendor or contractor is an immediate family member of a proprietor of a firm of solicitors acting for the owner in relation to the sale of residential properties in the Development.	Not applicable
(h) The Vendor or a building contractor for the Development is a partnership, and a partner of that Vendor or contractor is an immediate family member of a proprietor of a firm of solicitors acting for the owner in relation to the sale of residential properties in the Development.	Not applicable
(i) The Vendor or a building contractor for the Development is a corporation, and a director or the secretary of that Vendor or contractor (or a holding company of that Vendor) is an immediate family member of a proprietor of such a firm of solicitors.	No
(j) The Vendor, a holding company of the Vendor, or a building contractor for the Development, is a private company, and an Authorized Person for the Development, or an associate of such an Authorized Person, holds at least 10% of the issued shares in that Vendor, holding company or contractor.	No
(k) The Vendor, a holding company of the Vendor, or a building contractor for the Development, is a listed company, and such an Authorized Person, or such an associate, holds at least 1% of the issued shares in that Vendor, holding company or contractor.	Not applicable
(l) The Vendor or a building contractor for the Development is a corporation, and such an Authorized Person, or such an associate, is an employee, director or secretary of that Vendor or contractor or of a holding company of that Vendor.	No
(m) The Vendor or a building contractor for the Development is a partnership, and such an Authorized Person, or such an associate, is an employee of that Vendor or contractor.	Not applicable
(n) The Vendor, a holding company of the Vendor, or a building contractor for the Development, is a private company, and a proprietor of a firm of solicitors acting for the owner in relation to the sale of residential properties in the Development holds at least 10% of the issued shares in that Vendor, holding company or contractor.	No
(o) The Vendor, a holding company of the Vendor, or a building contractor for the Development, is a listed company, and a proprietor of such a firm of solicitors holds at least 1% of the issued shares in that Vendor, holding company or contractor.	Not applicable
(p) The Vendor or a building contractor for the Development is a corporation, and a proprietor of such a firm of solicitors is an employee, director or secretary of that Vendor or contractor or of a holding company of that Vendor.	No
(q) The Vendor or a building contractor for the Development is a partnership, and a proprietor of such a firm of solicitors is an employee of that Vendor or contractor.	Not applicable
(r) The Vendor or a building contractor for the Development is a corporation, and the corporation of which an Authorized Person for the Development is a director or employee in his or her professional capacity is an associate corporation of that Vendor or contractor or of a holding company of that Vendor.	No
(s) The Vendor or a building contractor for the Development is a corporation, and that contractor is an associate corporation of that Vendor or of a holding company of that Vendor.	No

# RELATIONSHIP BETWEEN PARTIES INVOLVED IN THE DEVELOPMENT

## 有參與發展項目的各方的關係

(a) 賣方或有關發展項目的承建商屬個人，並屬該項目的認可人士的家人。	不適用
(b) 賣方或該項目的承建商屬合夥，而該賣方或承建商的合夥人屬上述認可人士的家人。	不適用
(c) 賣方或該項目的承建商屬法團，而該賣方或承建商（或該賣方的控權公司）的董事或秘書屬上述認可人士的家人。	否
(d) 賣方或該項目的承建商屬個人，並屬上述認可人士的有聯繫人士的家人。	不適用
(e) 賣方或該項目的承建商屬合夥，而該賣方或承建商的合夥人屬上述認可人士的有聯繫人士的家人。	不適用
(f) 賣方或該項目的承建商屬法團，而該賣方或承建商（或該賣方的控權公司）的董事或秘書屬上述認可人士的有聯繫人士的家人。	否
(g) 賣方或該項目的承建商屬個人，並屬就該項目內的住宅物業的出售代表擁有人行事的律師事務所行事的經營人的家人。	不適用
(h) 賣方或該項目的承建商屬合夥，而該賣方或承建商的合夥人屬就該項目內的住宅物業的出售代表擁有人行事的律師事務所行事的經營人的家人。	不適用
(i) 賣方或該項目的承建商屬法團，而該賣方或承建商（或該賣方的控權公司）的董事或秘書屬上述律師事務所的經營人的家人。	否
(j) 賣方、賣方的控權公司或有關發展項目的承建商屬私人公司，而該項目的認可人士或該認可人士的有聯繫人士持有該賣方、控權公司或承建商最少10%的已發行股份。	否
(k) 賣方、賣方的控權公司或該項目的承建商屬上市公司，而上述認可人士或上述有聯繫人士持有該賣方、控權公司或承建商最少1%的已發行股份。	不適用
(l) 賣方或該項目的承建商屬法團，而上述認可人士或上述有聯繫人士屬該賣方、承建商或該賣方的控權公司的僱員、董事或秘書。	否
(m) 賣方或該項目的承建商屬合夥，而上述認可人士或上述有聯繫人士屬該賣方或承建商的僱員。	不適用
(n) 賣方、賣方的控權公司或該項目的承建商屬私人公司，而就該項目中的住宅物業的出售而代表擁有人行事的律師事務所的經營人持有該賣方、控權公司或承建商最少10%的已發行股份。	否
(o) 賣方、賣方的控權公司或該項目的承建商屬上市公司，而上述律師事務所的經營人持有該賣方、控權公司或承建商最少1%的已發行股份。	不適用
(p) 賣方或該項目的承建商屬法團，而上述律師事務所的經營人屬該賣方或承建商或該賣方的控權公司的僱員、董事或秘書。	否
(q) 賣方或該項目的承建商屬合夥，而上述律師事務所的經營人屬該賣方或承建商的僱員。	不適用
(r) 賣方或該項目的承建商屬法團，而該項目的認可人士以其專業身份擔任董事或僱員的法團為該賣方或承建商或該賣方的控權公司的有聯繫法團。	否
(s) 賣方或該項目的承建商屬法團，而該承建商屬該賣方或該賣方的控權公司的有聯繫法團。	否

# INFORMATION ON DESIGN OF THE DEVELOPMENT

## 發展項目的設計的資料

There are no non-structural prefabricated external walls forming part of the enclosing walls of the Development.

There are no curtain walls forming part of the enclosing walls of the Development.

發展項目沒有構成圍封牆的一部分的非結構的預製外牆。

發展項目沒有構成圍封牆的一部分的幕牆。

# INFORMATION ON PROPERTY MANAGEMENT

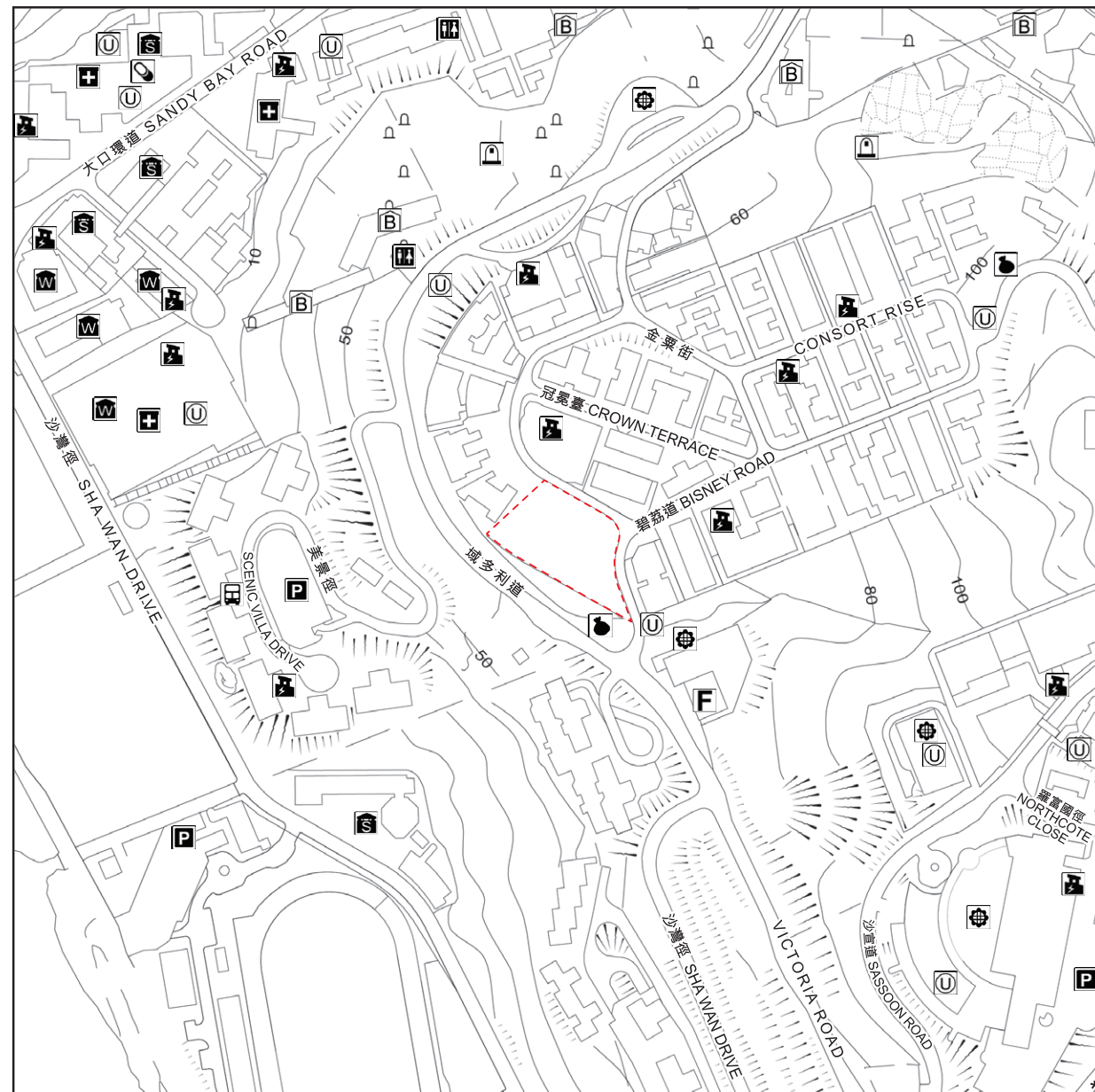
## 物業管理的資料

Together Management Company Limited will be appointed as the Manager of the Development under the latest draft of Deed of Mutual Covenant in respect of the Development as at the date on which this sales brochure is printed.

根據有關發展項目公契在本售樓說明書的印製日期的最新擬稿，合眾物業管理有限公司將獲委任為發展項目的管理人。

# LOCATION PLAN OF THE DEVELOPMENT

## 發展項目的所在位置圖



Location of the Development  
發展項目的位置

Scale 比例尺  
metres 米 0 50 100 150 200 250

Street name(s) not shown in full in the Location Plan of the Development:  
於發展項目的所在位置未能顯示之街道全名:

\*VICTORIA ROAD  
域多利道

The Location Plan is prepared by the Vendor with reference to the Digital Topographic Map No. 11-SW-C dated 26 October 2023 from Survey and Mapping Office of the Lands Department, with adjustments where necessary. 此位置圖是由賣方擬備並參考地政總署測繪處於2023年10月26日出版之數碼地形圖，圖幅編號11-SW-C，有需要處經修正處理。

### NOTATION 圖例

Public Carpark (including lorry park) 公眾停車場 (包括貨車停泊處)	Public Utility Installation 公用事業設施裝置
Power Plant (including electricity sub-stations) 發電廠 (包括電力分站)	Public Transport Terminal (including rail station) 公共交通總站 (包括鐵路車站)
Public Park 公園	Public Convenience 公廁
School (including kindergarten) 學校 (包括幼稚園)	Refuse Collection Point 垃圾收集站
Fire Station 消防局	Clinic 診療所
Columbarium 骨灰龕	Hospital 醫院
Social Welfare Facilities (including elderly centre and home for mentally disabled) 社會福利設施 (包括老人中心及弱智人士護理院)	Cemetery 墳場

The map is provided by the Common Spatial Data Infrastructure (CSDI) Portal and intellectual property rights are owned by the Government of the HKSAR.  
地圖由空間數據共享平台提供，香港特別行政區政府為知識產權擁有人。

### Note:

1. The Vendor advises prospective purchaser to conduct an on-site visit for a better understanding of the development site, its surrounding environment and the public facilities nearby.
2. The Location Plan may show more than the area required under the Residential Properties (First-hand Sales) Ordinance due to technical reason that the boundary of the Development is irregular.

### 備註：

1. 賣方建議準買家到有關發展地盤作實地考察，以對該發展地盤，其周邊地區環境及附近公共設施有較佳的了解。
2. 由於發展項目的邊界不規則的技術原因，此位置圖所顯示的範圍可能超過《一手住宅物業銷售條例》所規定的範圍。



# AERIAL PHOTOGRAPH OF THE DEVELOPMENT

## 發展項目的鳥瞰照片



This blank area  
falls outside the  
coverage of  
the relevant  
Aerial Photograph  
鳥瞰照片並  
不覆蓋本空白範圍

● Location of the Development  
發展項目的位置

Extracted from the aerial photo taken by the Survey and Mapping Office of the Lands Department at a flying height of 6,900 feet, photo No. E177268C, dated 23rd December 2022.

摘錄自地政總署測繪處於2022年12月23日在6,900呎飛行高度拍攝之鳥瞰照片，編號為E177268C。

Survey and Mapping Office, Lands Department, The Government of HKSAR © Copyright reserved - reproduction by permission only.

香港特別行政區政府地政總署測繪處 © 版權所有，未經許可，不得複製。

Note:

1. The aerial photograph is available for free inspection during normal office hours at the sales office.
2. Due to technical reasons (such as the irregular shape of the Development), the aerial photograph shows more than the area required under the Residential Properties (First-hand Sales) Ordinance.
3. The Vendor advises prospective purchaser to conduct an on-site visit for a better understanding of the Development site, its surrounding environment and the public facilities nearby.

備註：

1. 該鳥瞰照片存於售樓處，於正常辦公時間內供免費查閱。
2. 因技術原因(例如發展項目之不規則形狀)，鳥瞰照片所顯示之範圍多於《一手住宅物業銷售條例》所要求。
3. 賣方亦建議準買家到有關發展地盤實地考察，以對該發展地盤，其周邊地區環境及附近的公共設施有較佳了解。



# AERIAL PHOTOGRAPH OF THE DEVELOPMENT

## 發展項目的鳥瞰照片



● Location of the Development  
發展項目的位置

Extracted from the aerial photo taken by the Survey and Mapping Office of the Lands Department at a flying height of 6,900 feet, photo No. E177269C, dated 23rd December 2022.

摘錄自地政總署測繪處於2022年12月23日在6,900呎飛行高度拍攝之鳥瞰照片，編號為E177269C。

Survey and Mapping Office, Lands Department, The Government of HKSAR © Copyright reserved - reproduction by permission only.

香港特別行政區政府地政總署測繪處 © 版權所有，未經許可，不得複製。

— This blank area falls outside the coverage of the relevant Aerial Photograph  
鳥瞰照片並不覆蓋本空白範圍

Note:

1. The aerial photograph is available for free inspection during normal office hours at the sales office.
2. Due to technical reasons (such as the irregular shape of the Development), the aerial photograph shows more than the area required under the Residential Properties (First-hand Sales) Ordinance.
3. The Vendor advises prospective purchaser to conduct an on-site visit for a better understanding of the Development site, its surrounding environment and the public facilities nearby.

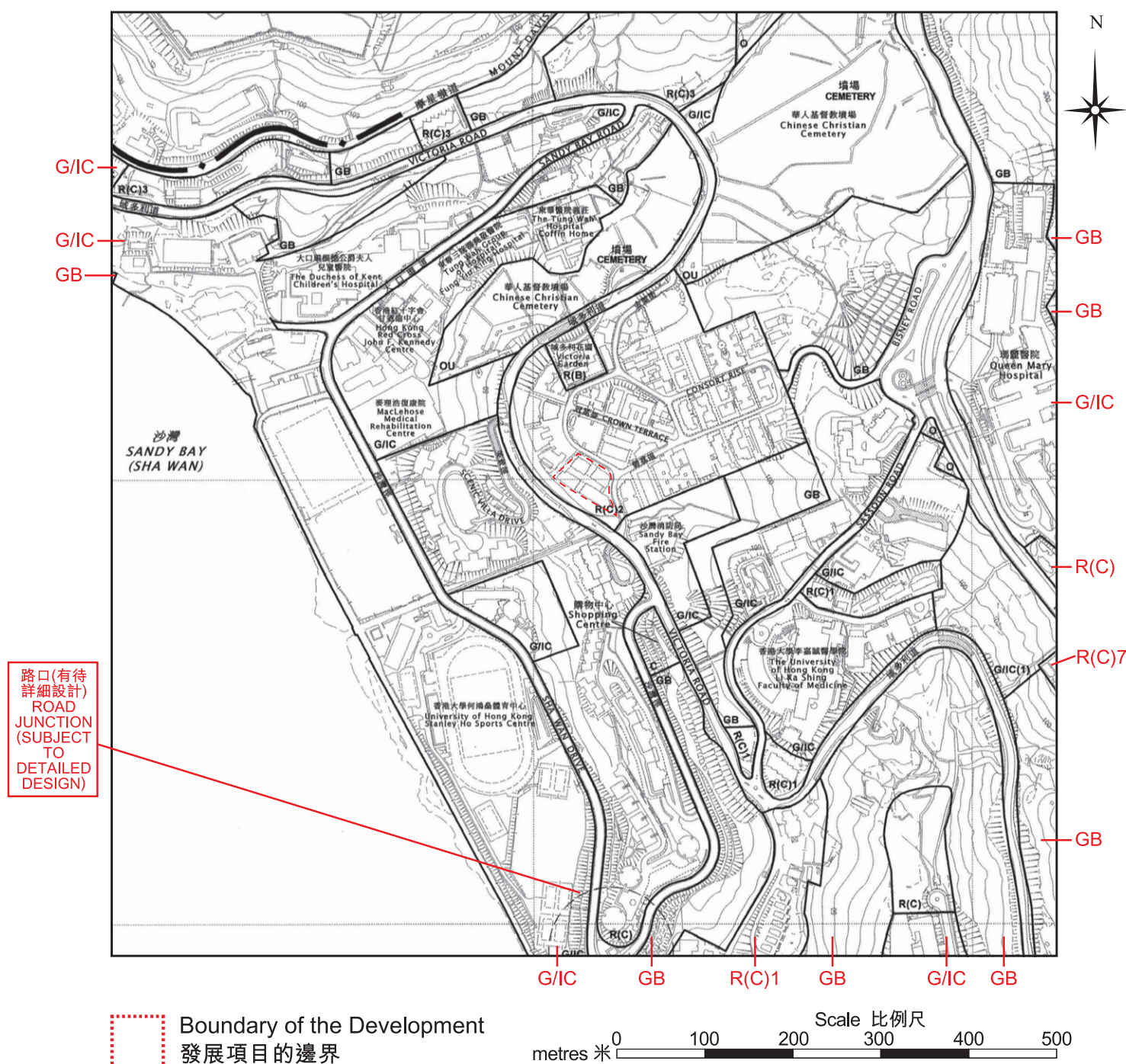
備註：

1. 該鳥瞰照片存於售樓處，於正常辦公時間內供免費查閱。
2. 因技術原因(例如發展項目之不規則形狀)，鳥瞰照片所顯示之範圍多於《一手住宅物業銷售條例》所要求。
3. 賣方亦建議準買家到有關發展地盤實地考察，以對該發展地盤，其周邊地區環境及附近的公共設施有較佳了解。



# OUTLINE ZONING PLAN RELATING TO THE DEVELOPMENT

## 關於發展項目的分區計劃大綱圖



Adopted from part of the Approved Pok Fu Lam Outline Zoning Plan No. S/H10/21, gazetted on 9 June 2023, with adjustment where necessary as shown in red.  
摘錄自2023年6月9日刊憲之薄扶林分區計劃大綱核准圖，圖則編號為S/H10/21，有需要處經修正處理，以紅色顯示。

### NOTATION 圖例

#### ZONES

COMMERCIAL

RESIDENTIAL (GROUP B)

RESIDENTIAL (GROUP C)

GOVERNMENT, INSTITUTION OR COMMUNITY

OPEN SPACE

OTHER SPECIFIED USES

GREEN BELT

#### COMMUNICATIONS

MAJOR ROAD AND JUNCTION

ELEVATED ROAD

#### MISCELLANEOUS

BOUNDARY OF PLANNING SCHEME

C

R(B)

R(C)

G/IC

O

OU

GB

MAJOR ROAD AND JUNCTION

ELEVATED ROAD

BOUNDARY OF PLANNING SCHEME

#### 地帶

商業

住宅（乙類）

住宅（丙類）

政府、機構或社區

休憩用地

其他指定用途

綠化地帶

#### 交通

主要道路及路口

高架道路

#### 其他

規劃範圍界線

Note:

1. The last updated version of Outline Zoning Plan and the attached schedule as of the date of printing of the sales brochure are available for free inspection at the sales office of the Phase during opening hours.
2. The above Outline Zoning Plan, prepared by the Planning Department under the direction of the Town Planning Board, is reproduced with permission of the Director of Lands. ©The Government of the Hong Kong SAR.
3. The Vendor advises prospective purchasers to conduct an on-site visit for a better understanding of the development site, its surrounding environment and the public facilities nearby.
4. Due to the technical reason that the boundary of the Development is irregular, the Outline Zoning Plan has shown more than the area required under the Residential Properties (First-hand Sales) Ordinance.

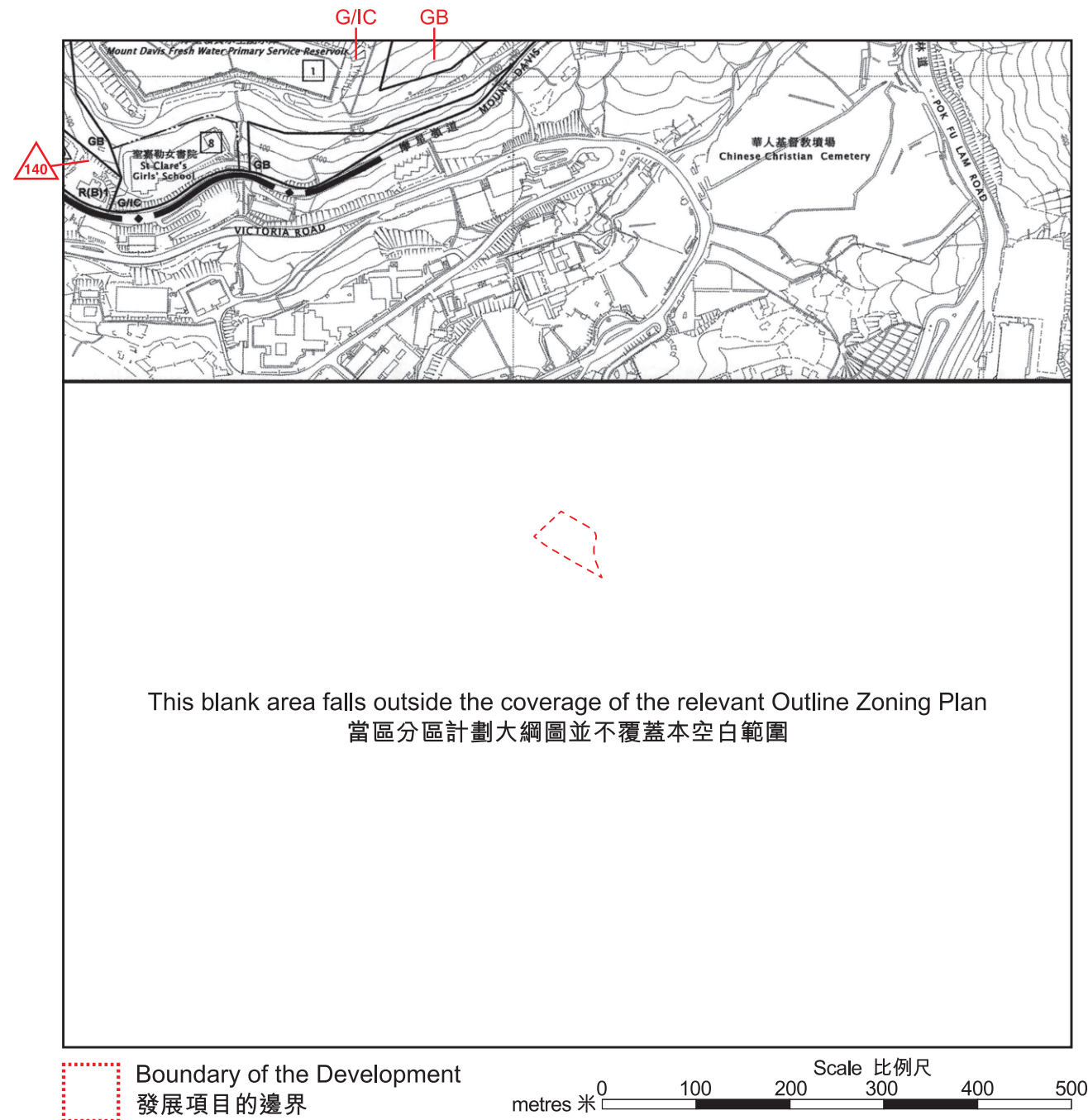
備註：

1. 在印製售樓說明書當日適用的最近的更新版本分區計劃大綱圖及其附表存於期數的售樓處，於期數的售樓處開放時間內供免費查閱。
2. 上述分區計劃大綱圖為規劃署遵照城市規劃委員會指示擬備，版權屬香港特別行政區政府，經地政總署准許複印。
3. 賣方建議準買方到該發展地盤作實地考察，以對該發展地盤、其周邊地區環境及附近的公共設施有較佳了解。
4. 由於發展項目的邊界不規則的技術原因，此分區計劃大綱圖所顯示的範圍可能超過《一手住宅物業銷售條例》所規定的範圍。



# OUTLINE ZONING PLAN RELATING TO THE DEVELOPMENT

## 關乎發展項目的分區計劃大綱圖



Adopted from part of the Approved Kennedy Town & Mount Davis Outline Zoning Plan No. S/H1/24, gazetted on 13 October 2023, with adjustment where necessary as shown in red.  
摘錄自2023年10月13日刊憲之堅尼地城及摩星嶺分區計劃大綱核准圖，圖則編號為S/H1/24，有需要處經修正處理，以紅色顯示。

### NOTATION 圖例

#### ZONES

RESIDENTIAL (GROUP B)

R(B)

地帶

住宅（乙類）

GOVERNMENT, INSTITUTION OR COMMUNITY

G/IC

政府、機構或社區

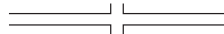
GREEN BELT

GB

綠化地帶

#### COMMUNICATIONS

MAJOR ROAD AND JUNCTION



交通

主要道路及路口

#### MISCELLANEOUS

BOUNDARY OF PLANNING SCHEME



其他

規劃範圍界線

BUILDING HEIGHT CONTROL ZONE BOUNDARY



建築物高度管制區界線

MAXIMUM BUILDING HEIGHT (IN METRES ABOVE PRINCIPAL DATUM)



最高建築物高度  
(在主水平基準上若干米)

MAXIMUM BUILDING HEIGHT (IN NUMBER OF STOREYS)



最高建築物高度  
(樓層數目)

#### Note:

1. The last updated version of Outline Zoning Plan and the attached schedule as of the date of printing of the sales brochure are available for free inspection at the sales office of the Phase during opening hours.
2. The above Outline Zoning Plan, prepared by the Planning Department under the direction of the Town Planning Board, is reproduced with permission of the Director of Lands. ©The Government of the Hong Kong SAR.
3. The Vendor advises prospective purchasers to conduct an on-site visit for a better understanding of the development site, its surrounding environment and the public facilities nearby.
4. Due to the technical reason that the boundary of the Development is irregular, the Outline Zoning Plan has shown more than the area required under the Residential Properties (First-hand Sales) Ordinance.

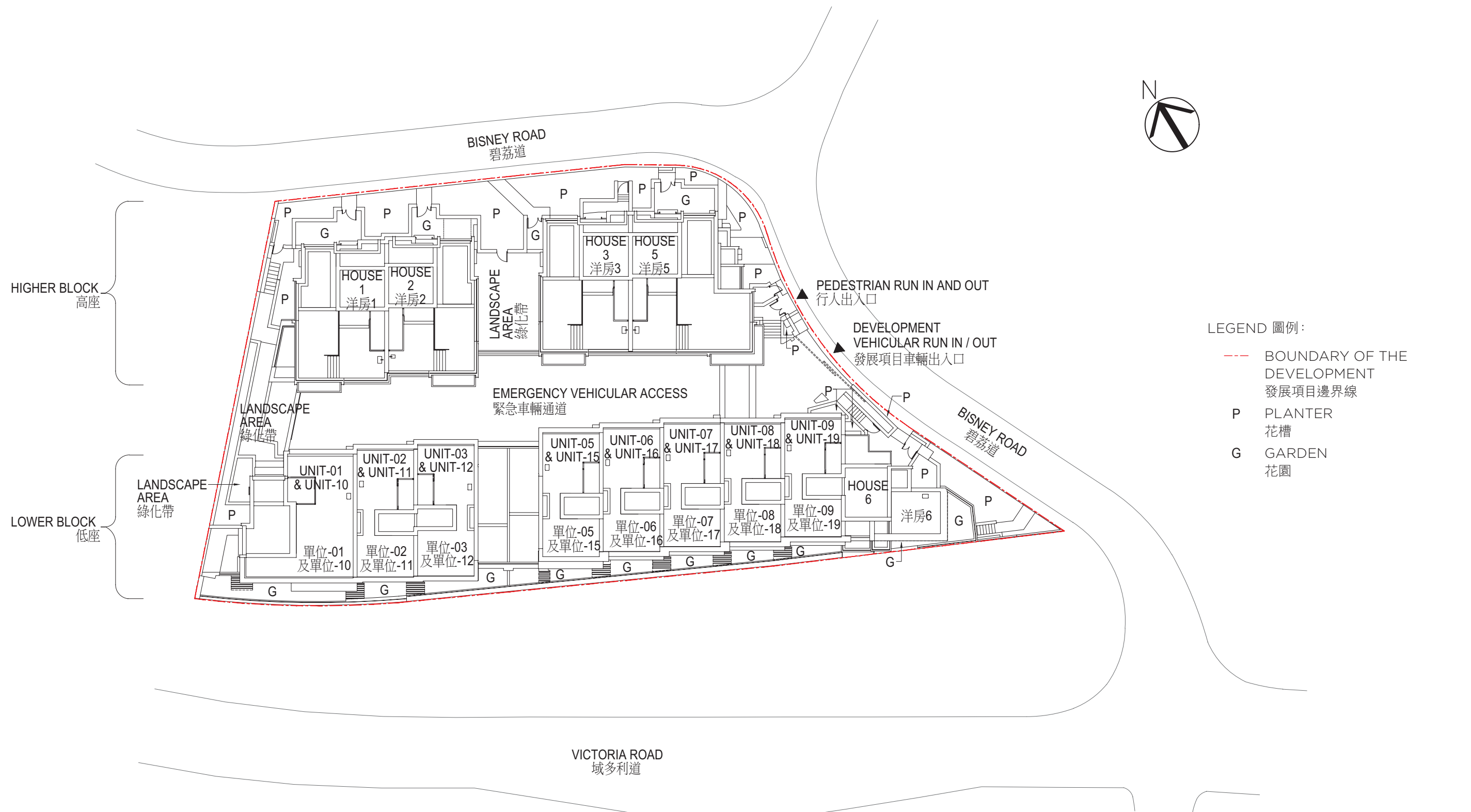
#### 備註：

1. 在印製售樓說明書當日適用的最近的更新版本分區計劃大綱圖及其附表存於期數的售樓處，於期數的售樓處開放時間內供免費查閱。
2. 上述分區計劃大綱圖為規劃署遵照城市規劃委員會指示擬備，版權屬香港特別行政區政府，經地政總署准許複印。
3. 賣方建議準買方到該發展地盤作實地考察，以對該發展地盤、其周邊地區環境及附近的公共設施有較佳了解。
4. 由於發展項目的邊界不規則的技術原因，此分區計劃大綱圖所顯示的範圍可能超過《一手住宅物業銷售條例》所規定的範圍。



# LAYOUT PLAN OF THE DEVELOPMENT

## 發展項目的布局圖



- Notes:
- Higher Block includes HOUSE 1, HOUSE 2, HOUSE 3 and HOUSE 5
  - Lower Block includes UNIT-01, UNIT-02, UNIT-03, UNIT-05, UNIT-06, UNIT-07, UNIT-08, UNIT-09, UNIT-10, UNIT-11, UNIT-12, UNIT-15, UNIT-16, UNIT-17, UNIT-18, UNIT-19 and HOUSE 6

- 註：
- 高座包括洋房1、洋房2、洋房3及洋房5
  - 低座包括單位-01、單位-02、單位-03、單位-05、單位-06、單位-07、單位-08、單位-09、單位-10、單位-11、單位-12、單位-15、單位-16、單位-17、單位-18、單位-19及洋房6

SCALE 比例: 0 20 40m (米)

# FLOOR PLANS OF RESIDENTIAL PROPERTIES IN THE DEVELOPMENT

## 發展項目的住宅物業的樓面平面圖

Reference of the legend shown on the floor plans:  
平面圖上圖例之參考：

A/C OUTDOOR UNIT = Air-Conditioning Outdoor Unit = 戶外冷氣機  
ARCH. FEATURE ABOVE = Architectural Feature Above = 上層建築裝飾  
BALCONY = Balcony = 露台  
BALCONY ABOVE = Balcony Above = 露台置上  
BATH 1 = Bathroom 1 = 浴室 1  
BATH 2 = Bathroom 2 = 浴室 2  
BATH 3 = Bathroom 3 = 浴室 3  
BR. 1 = Bedroom 1 = 睡房 1  
BR. 2 = Bedroom 2 = 睡房 2  
BR. 3 = Bedroom 3 = 睡房 3  
BUILDING LINE ABOVE = Building Line Above = 樓宇外牆綫置上  
DN = Down = 落  
FAMILY ROOM / FAMILY = Family Room = 家庭廳  
F.H. = Fire Hydrant = 消防栓  
FILTRATION PLANT AREA = Filtration Plant Area = 濾水機房  
FLAT ROOF = Flat Roof = 平台  
F.S.I. = Fire Services Inlet = 消防入水掣  
GARDEN = Garden = 花園  
H.R. = Hose Reel = 消防喉轆  
H.R. AT H/L = Hose Reel at High Level = 消防喉轆置高位  
KIT. = Kitchen = 廚房  
LAV. = Lavatory = 洗手間  
L1 = Lift 1 = 1 號升降機  
L2 = Lift 2 = 2 號升降機  
L3 = Lift 3 = 3 號升降機  
L5 = Lift 5 = 5 號升降機  
L6 = Lift 6 = 6 號升降機  
LIFT LOBBY = Lift Lobby = 升降機大堂  
LIFT OVERRUN = Lift Overrun = 升降機槽頂部  
LIFT SHAFT = Lift Shaft = 升降機槽  
LIV. / DIN. = Living / Dining = 客廳/ 飯廳  
LOBBY = Lobby = 大堂  
MBR = Master Bedroom = 主人睡房  
MBR BATH = Master Bathroom = 主人浴室  
P.D. = Pipe Duct = 管道槽  
P. = Planter = 花槽  
POOL = Pool = 游泳池  
POWD. = Powder Room = 化妝間  
SKYLIGHT ABOVE = Skylight Above = 天窗置上  
SKYLIGHT = Skylight Window = 天窗  
STAIRHOOD / STAIR HOOD = Stairhood = 梯屋  
STORE ROOM / STORE RM. = Store Room = 儲物室  
STUDY RM. = Study Room = 書房  
TOP OF BALCONY = Top of Balcony = 露台頂部

UP = Up = 上  
UPPER PART OF ENT. FOYER = Upper Part of Entrance Foyer = 入口門廳上方  
UTILITY = Utility Room = 工作間  
VOID = Void = 中空  
VOID ABOVE = Void Above = 中空置上  
WALK-IN CLOSET = Walk-in Closet = 衣帽間

Remarks:

1. The dimensions of floor plans are all structural dimensions in millimetre.
2. There may be architectural features and/or exposed pipes on external walls of some units and houses.
3. Common pipes exposed and/or enclosed in cladding are located at/adjacent to flat roof and/or external wall of some units and houses.
4. There are ceiling bulkheads and/or sunken slab at some units and houses at Living Room, Dining Room, Bedrooms, Bathrooms, Lavatory and/or Kitchen etc. of some units and houses for the air-conditioning system and/or Mechanical and Electrical services.
5. Floor-to-floor height refers to the height between the top surface of the structural slab of a floor and the top surface of the structural slab of its immediate upper floors.
6. The internal areas of the residential properties on the upper floors will generally be slightly larger than those on the lower floors because of the reducing thickness of the structural walls on the upper floors.
7. The ceiling height of some units may vary due to structural, architectural and/or decoration design variations.
8. The indications of fittings such as sinks, bathtubs, toilet bowls and wash basins, etc shown on the floors plans are indications of approximate locations only and not indications of their actual size, design or shapes.

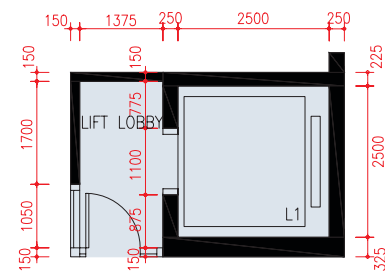
備註：

1. 平面圖所列之數字為以毫米標示之建築結構尺寸。
2. 部分單位及洋房外牆設有建築裝飾及/或外露喉管。
3. 部分單位及洋房的平台及/或外牆處/旁邊設有外露及/或隱藏外牆裝飾板內之公用喉管。
4. 部分單位及洋房客廳、飯廳、睡房、浴室、廁所及/或廚房等有假天花及/或有跌級樓板以內藏冷氣系統及/或機電設備。
5. 層與層之間的高度指該樓層之石屎地台面與上一層石屎地台面之高度距離。
6. 因住宅物業的較高樓層的結構牆的厚度遞減，較高樓層的內部面積，一般比較低樓層的內部面積稍大。
7. 部分單位之天花高度將會因應結構、建築設計及/或裝修設計上的需要有差異。
8. 樓面平面圖所示之裝置如洗滌盤、浴缸、坐廁及洗面盆等只供展示其大約位置而非展示其實際大小、設計或形狀。

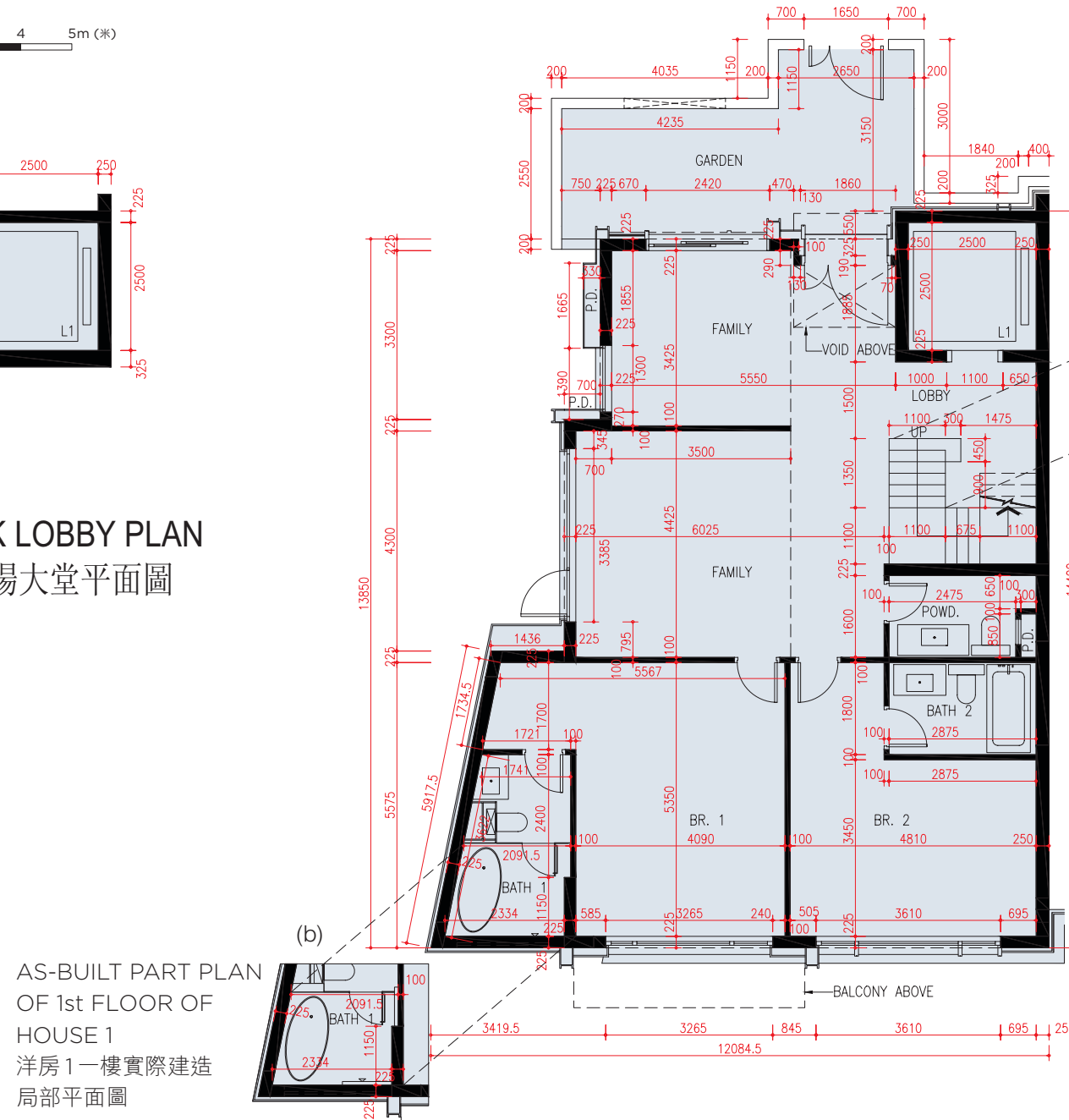
# FLOOR PLANS OF RESIDENTIAL PROPERTIES IN THE DEVELOPMENT 發展項目的住宅物業的樓面平面圖

## HOUSE 1 洋房 1

0 1 2 3 4 5m (米)

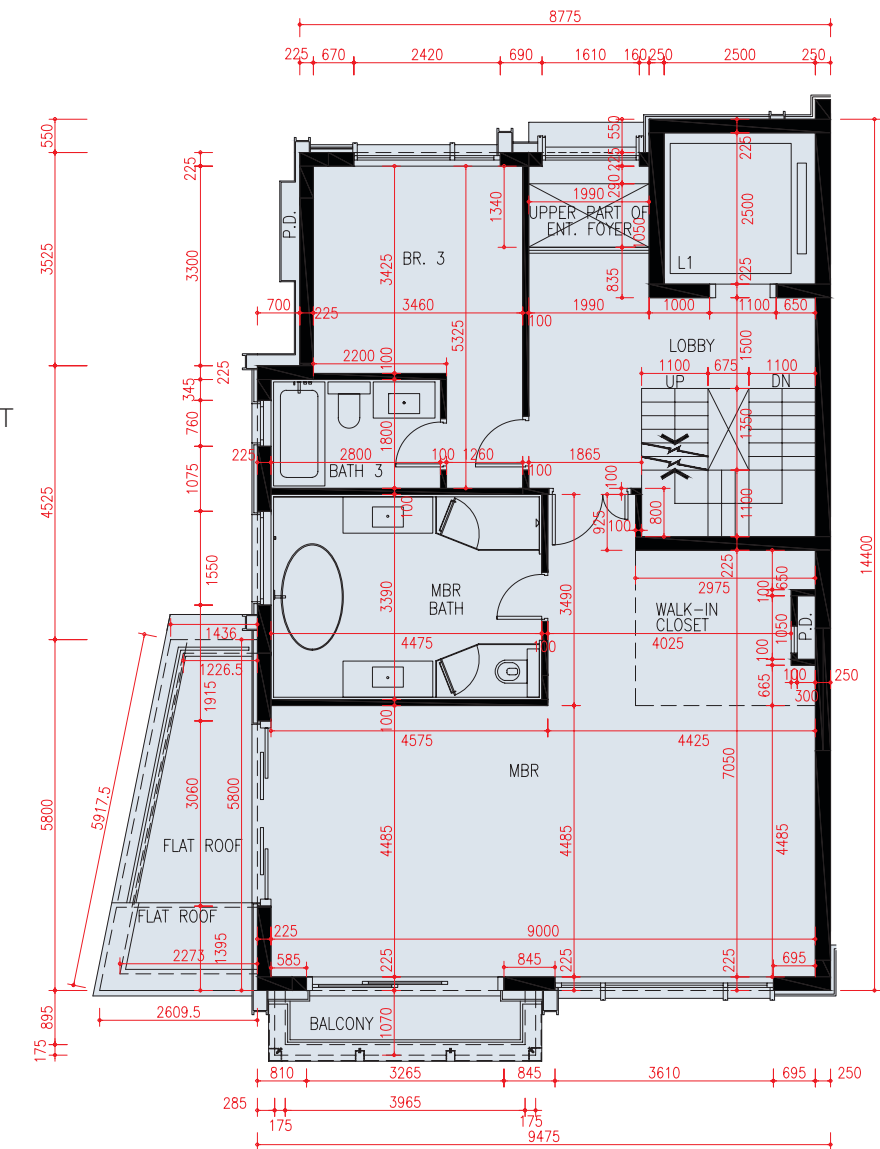


G/F CARPARK LOBBY PLAN  
地下層停車場大堂平面圖



AS-BUILT PART PLAN  
OF 1st FLOOR OF  
HOUSE 1  
洋房 1 樓實際建造  
局部平面圖

1st FLOOR PLAN  
一樓平面圖



2nd FLOOR PLAN  
二樓平面圖

These as-built part plans show the alteration works done to 1st Floor of HOUSE 1. Please refer to page 23 for details of the exempted works made to this house.

此洋房 1 樓實際建造局部平面圖顯示其已改動工程。  
有關此洋房獲豁免的工程改動之詳情，請參考第 23 頁。

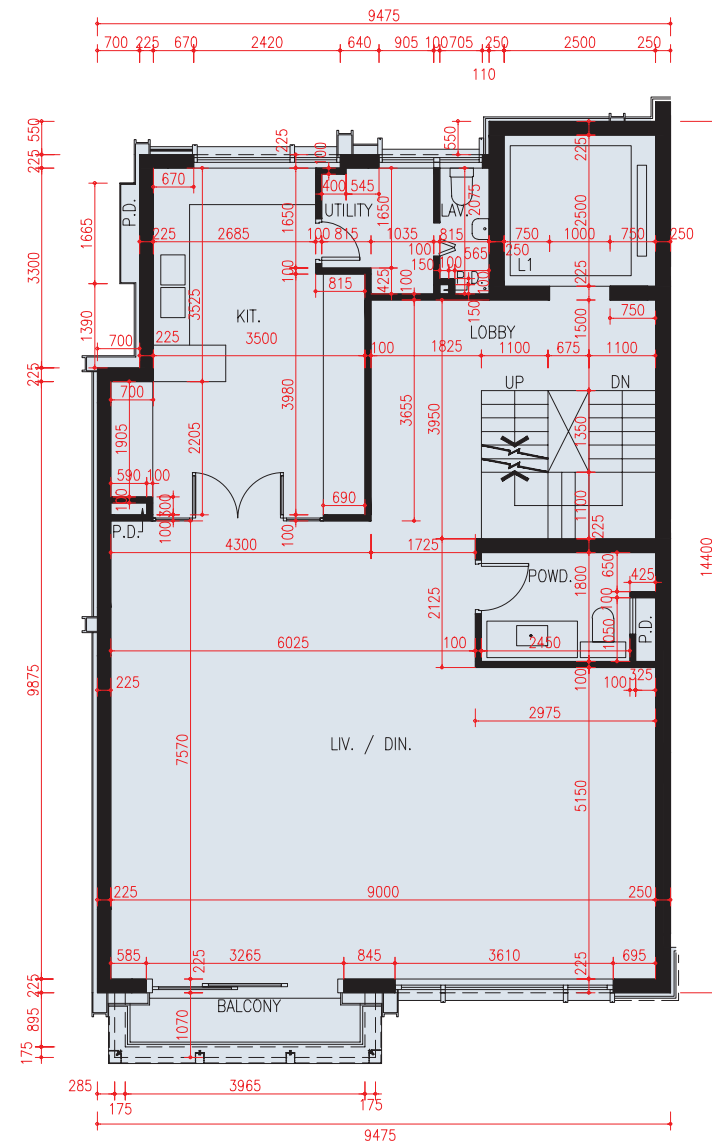


# FLOOR PLANS OF RESIDENTIAL PROPERTIES IN THE DEVELOPMENT

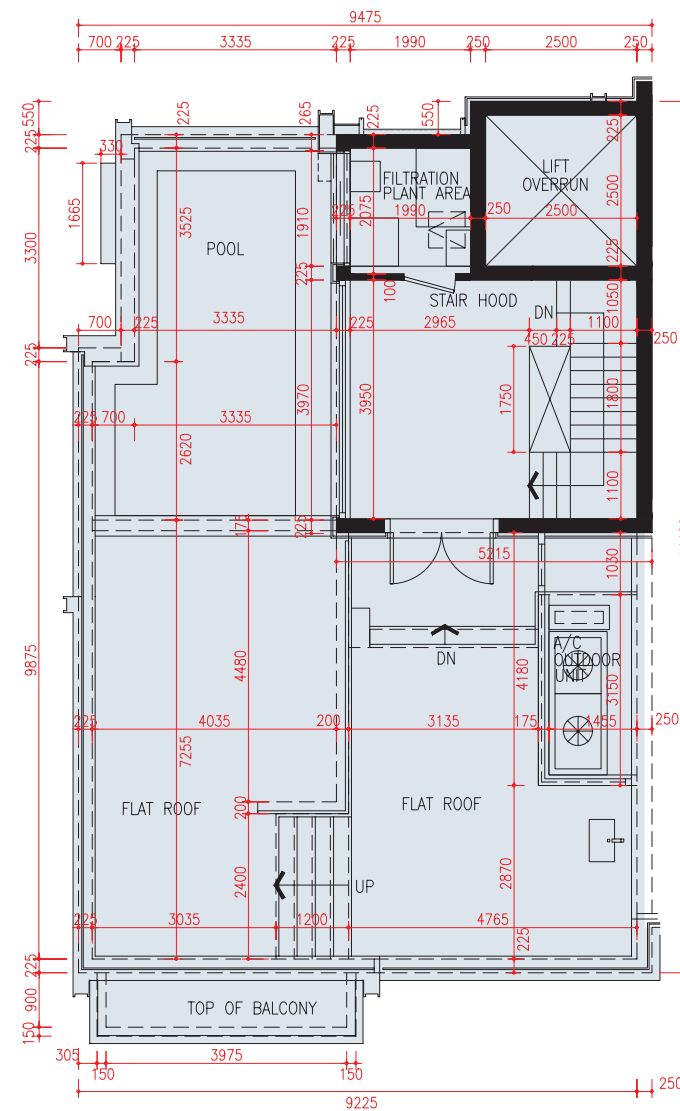
## 發展項目的住宅物業的樓面平面圖

### HOUSE 1 洋房 1

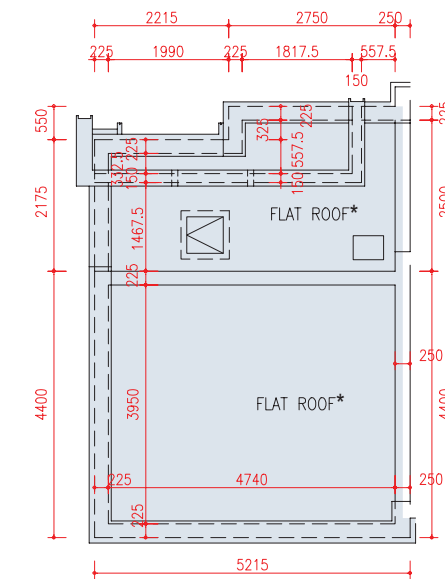
0 1 2 3 4 5m (米)



3rd FLOOR PLAN  
三樓平面圖



ROOF FLOOR PLAN  
天台平面圖



TOP ROOF PLAN  
頂層天台平面圖

\*The description of "Flat Roofs" as shown on the Top Roof Plan of House 1 of the Development corresponds to the description in the latest Approved Building Plans of the Development but each of such Flat Roofs is described as Roof in the Area Schedule.

\*發展項目洋房1的頂層天台平面圖顯示為「平台」之描述，跟發展項目最新版本之批准的建築圖則上所描述的一致，惟每一個這樣的平台在面積表內描述為天台。



# FLOOR PLANS OF RESIDENTIAL PROPERTIES IN THE DEVELOPMENT

## 發展項目的住宅物業的樓面平面圖

HOUSE 1 洋房 1		
Floor 樓層	The Thickness of floor slabs (excluding plaster) of each house (mm) 每座洋房的樓板（不包括灰泥）的厚度（毫米）	The floor-to-floor height of each house (mm) 每座洋房的層與層之間的高度（毫米）
G/F 地下	200	4575
1/F 一樓	150, 200, 225	2800, 2850, 3150, 3450, 3900, 6300
2/F 二樓	150, 200, 225	3150, 3450
3/F 三樓	150, 200, 275	3200, 3550, 3750, 3850, 3875, 4450
ROOF 天台	200	2775, 2925
TOP ROOF 頂層天台	N/A 不適用	N/A 不適用

Alterations to HOUSE 1 have been made by way of minor works or exempted works under the Buildings Ordinance (Cap. 123) after completion of the Development. The approximate locations of the alterations are indicated in the as-built part plans and the alterations are set out below (with the numbering below corresponding to the remarks in the as-built part plan):

(a) Staircase step width revised.

(b) New furring wall added.

Please refer to the as-built part plans on page 21.

洋房 1 在發展項目落成後因進行小型工程或獲《建築物條例》(第123章)豁免的工程而有所改動。該等改動之大概位置於實際建造局部平面圖標示，及該等改動列出如下(下述編號對應實際建造局部平面圖中的附註)：

(a) 更改樓梯級闊度。

(b) 新增墊牆。

請參考第21頁之實際建造局部平面圖。

Remarks:

- The dimensions of floor plans are all structural dimensions in millimetre.
- There may be architectural features and/or exposed pipes on external walls of some units and houses.
- Common pipes exposed and/or enclosed in cladding are located at/adjacent to flat roof and/or external wall of some units and houses.
- There are ceiling bulkheads and/or sunken slab at some units and houses at Living Room, Dining Room, Bedrooms, Bathrooms, Lavatory and/or Kitchen etc. of some units and houses for the air-conditioning system and/or Mechanical and Electrical services.
- Floor-to-floor height refers to the height between the top surface of the structural slab of a floor and the top surface of the structural slab of its immediate upper floors.
- The internal areas of the residential properties on the upper floors will generally be slightly larger than those on the lower floors because of the reducing thickness of the structural walls on the upper floors.
- The ceiling height of some units may vary due to structural, architectural and/or decoration design variations.
- The indications of fittings such as sinks, bathtubs, toilet bowls and wash basins, etc shown on the floors plans are indications of approximate locations only and not indications of their actual size, design or shapes.
- Please refer to the reference of the legend shown on the floor plans on page 20 of this sales brochure.

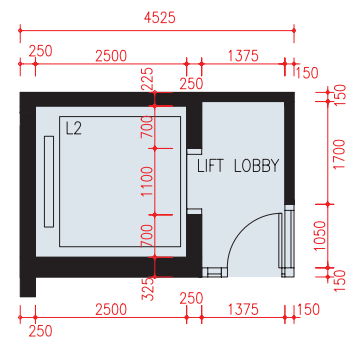
備註：

- 平面圖所列之數字為以毫米標示之建築結構尺寸。
- 部分單位及洋房外牆設有建築裝飾及/或外露喉管。
- 部分單位及洋房的平台及/或外牆處/旁邊設有外露及/或隱藏外牆裝飾板內之公用喉管。
- 部分單位及洋房客廳、飯廳、睡房、浴室、廁所及/或廚房等有假天花及/或有跌級樓板以內藏冷氣系統及/或機電設備。
- 層與層之間的高度指該樓層之石屎地台面與上一層石屎地台面之高度距離。
- 因住宅物業的較高樓層的結構牆的厚度遞減，較高樓層的內部面積，一般比較低樓層的內部面積稍大。
- 部分單位之天花高度將會因應結構、建築設計及/或裝修設計上的需要有差異。
- 樓面平面圖所示之裝置如洗滌盤、浴缸、坐廁及洗面盆等只供展示其大約位置而非展示其實際大小、設計或形狀。
- 請參閱本售樓說明書第20頁的平面圖上圖例的參考。

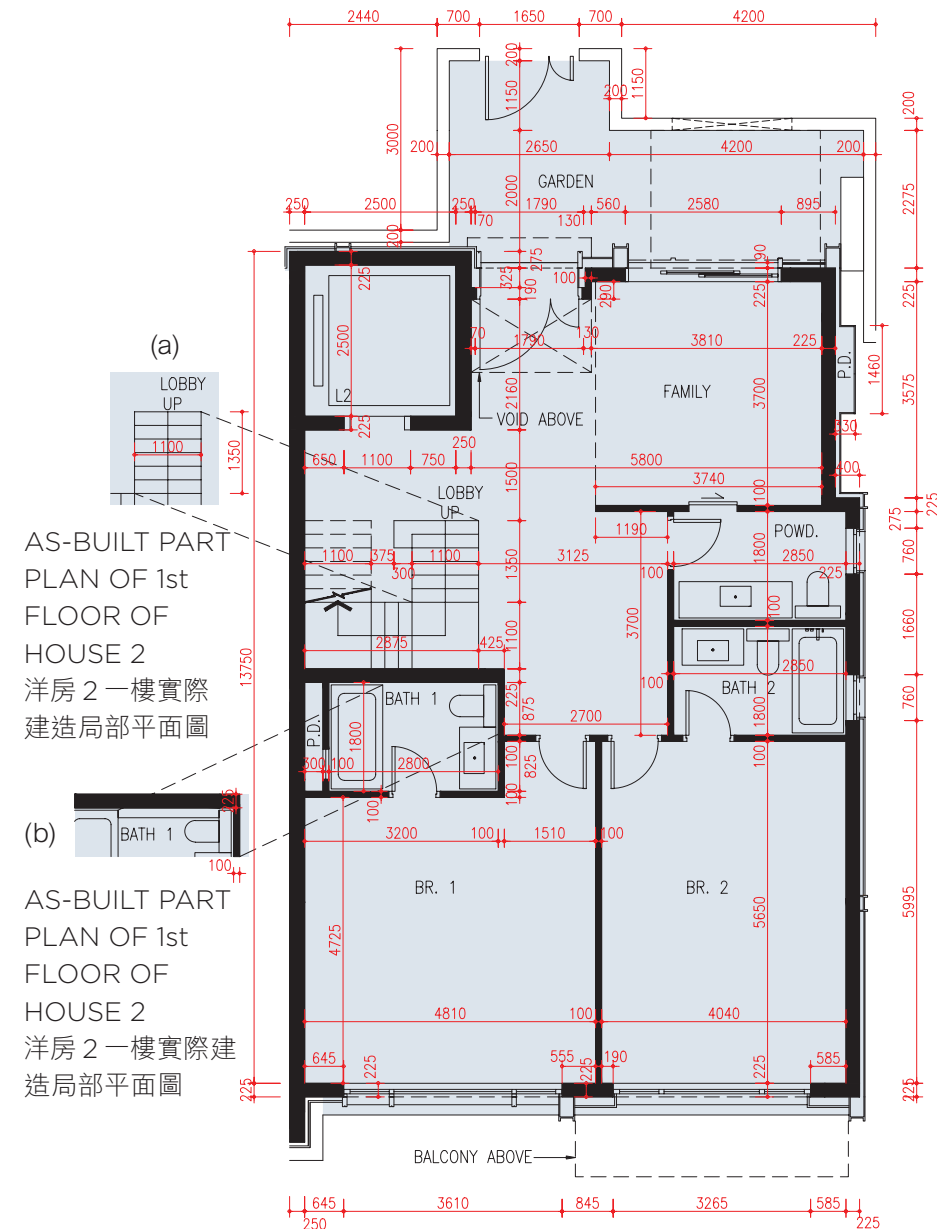
# FLOOR PLANS OF RESIDENTIAL PROPERTIES IN THE DEVELOPMENT 發展項目的住宅物業的樓面平面圖

## HOUSE 2 洋房 2

0 1 2 3 4 5m (米)



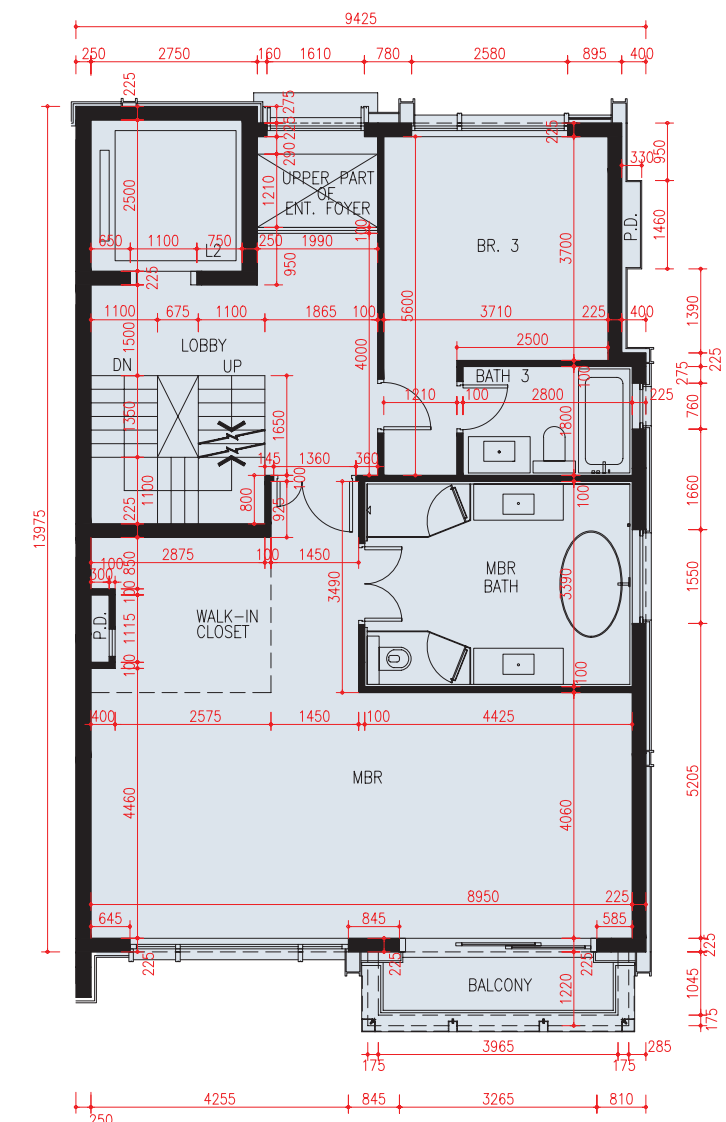
G/F CARPARK LOBBY PLAN  
地下層停車場大堂平面圖



AS-BUILT PART  
PLAN OF 1st  
FLOOR OF  
HOUSE 2  
洋房 2 一樓實際  
建造局部平面圖

AS-BUILT PART  
PLAN OF 1st  
FLOOR OF  
HOUSE 2  
洋房 2 一樓實際  
建造局部平面圖

1st FLOOR PLAN  
一樓平面圖



2nd FLOOR PLAN  
二樓平面圖



These as-built part plans show the alteration works done to 1st Floor of HOUSE 2. Please refer to page 26 for details of the exempted works made to this house.

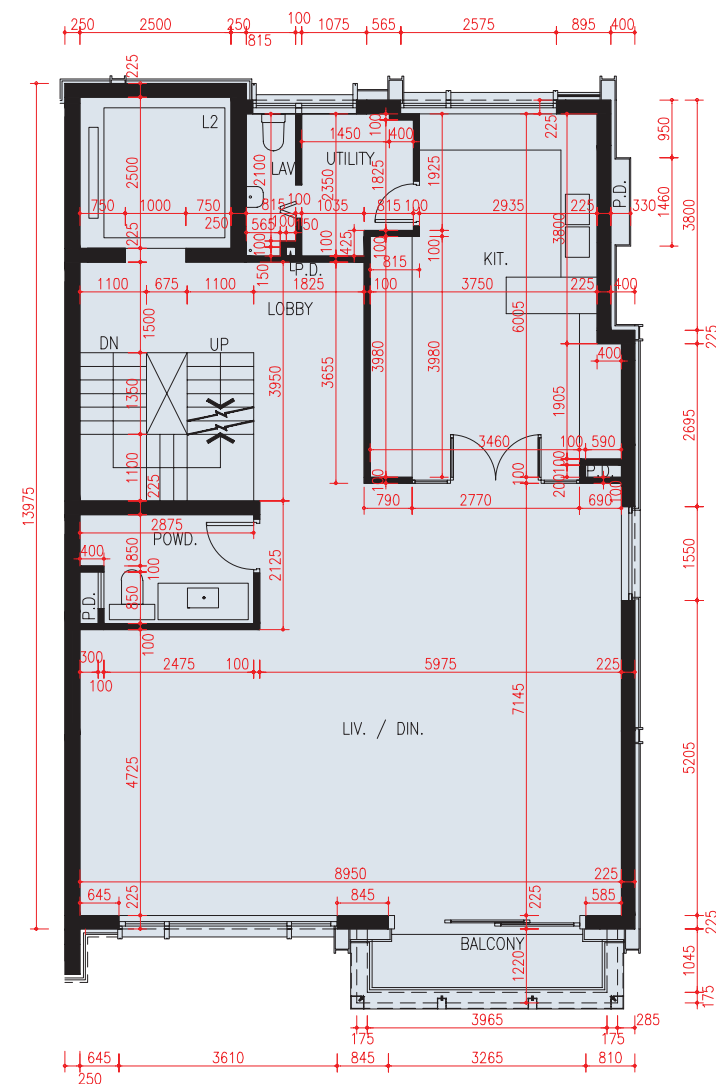
此洋房 2 一樓實際建造局部平面圖顯示其已改動工程。有關此洋房獲豁免的工程改動之詳情，請參考第 26 頁。

# FLOOR PLANS OF RESIDENTIAL PROPERTIES IN THE DEVELOPMENT

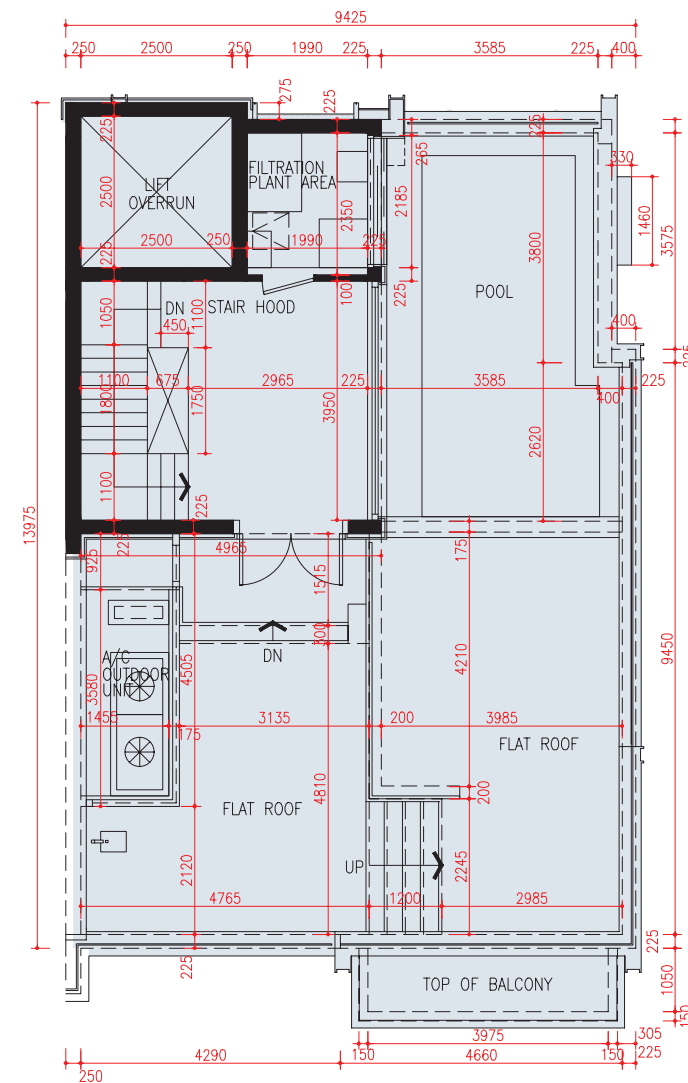
## 發展項目的住宅物業的樓面平面圖

### HOUSE 2 洋房 2

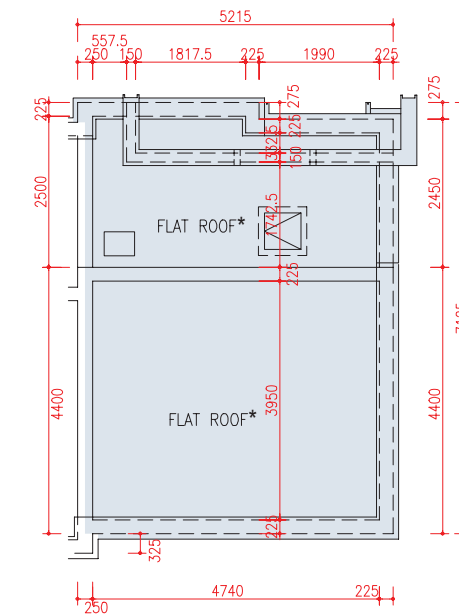
0 1 2 3 4 5m (米)



3rd FLOOR PLAN  
三樓平面圖



ROOF FLOOR PLAN  
天台平面圖



TOP ROOF PLAN  
頂層天台平面圖

\*The description of "Flat Roofs" as shown on the Top Roof Plan of House 2 of the Development corresponds to the description in the latest Approved Building Plans of the Development but each of such Flat Roofs is described as Roof in the Area Schedule.

\*發展項目洋房2的頂層天台平面圖顯示為「平台」之描述，跟發展項目最新版本之批准的建築圖則上所描述的一致，惟每一個這樣的平台在面積表內描述為天台。

# FLOOR PLANS OF RESIDENTIAL PROPERTIES IN THE DEVELOPMENT

## 發展項目的住宅物業的樓面平面圖

HOUSE 2 洋房 2		
Floor 樓層	The Thickness of floor slabs (excluding plaster) of each house (mm) 每座洋房的樓板 (不包括灰泥) 的厚度 (毫米)	The floor-to-floor height of each house (mm) 每座洋房的層與層之間的高度 (毫米)
G/F 地下	200	4575
1/F 一樓	150, 200, 225	2800, 2850, 3150, 3450, 6300
2/F 二樓	150, 200, 225	3150, 3450
3/F 三樓	150, 200, 275	3200, 3550, 3750, 3850, 3875, 4450
ROOF 天台	200	2775, 2925
TOP ROOF 頂層天台	N/A 不適用	N/A 不適用

Alterations to HOUSE 2 have been made by way of minor works or exempted works under the Buildings Ordinance (Cap. 123) after completion of the Development. The approximate locations of the alterations are indicated in the as-built part plans and the alterations are set out below (with the numbering below corresponding to the remarks in the as-built part plan):

- (a) Staircase step width revised.
- (b) New furring at low level added.

Please refer to the as-built part plans on page 24.

洋房 2 在發展項目落成後因進行小型工程或獲《建築物條例》(第123章)豁免的工程而有所改動。該等改動之大概位置於實際建造局部平面圖標示，及該等改動列出如下(下述編號對應實際建造局部平面圖中的附註)：

- (a) 更改樓梯級闊度。
- (b) 新增低位墊牆。

請參考第24頁之實際建造局部平面圖。

Remarks:

- The dimensions of floor plans are all structural dimensions in millimetre.
- There may be architectural features and/or exposed pipes on external walls of some units and houses.
- Common pipes exposed and/or enclosed in cladding are located at/adjacent to flat roof and/or external wall of some units and houses.
- There are ceiling bulkheads and/or sunken slab at some units and houses at Living Room, Dining Room, Bedrooms, Bathrooms, Lavatory and/or Kitchen etc. of some units and houses for the air-conditioning system and/or Mechanical and Electrical services.
- Floor-to-floor height refers to the height between the top surface of the structural slab of a floor and the top surface of the structural slab of its immediate upper floors.
- The internal areas of the residential properties on the upper floors will generally be slightly larger than those on the lower floors because of the reducing thickness of the structural walls on the upper floors.
- The ceiling height of some units may vary due to structural, architectural and/or decoration design variations.
- The indications of fittings such as sinks, bathtubs, toilet bowls and wash basins, etc shown on the floors plans are indications of approximate locations only and not indications of their actual size, design or shapes.
- Please refer to the reference of the legend shown on the floor plans on page 20 of this sales brochure.

備註：

- 平面圖所列之數字為以毫米標示之建築結構尺寸。
- 部分單位及洋房外牆設有建築裝飾及/或外露喉管。
- 部分單位及洋房的平台及/或外牆處/旁邊設有外露及/或隱藏外牆裝飾板內之公用喉管。
- 部分單位及洋房客廳、飯廳、睡房、浴室、廁所及/或廚房等有假天花及/或有跌級樓板以內藏冷氣系統及/或機電設備。
- 層與層之間的高度指該樓層之石屎地台面與上一層石屎地台面之高度距離。
- 因住宅物業的較高樓層的結構牆的厚度遞減，較高樓層的內部面積，一般比較低樓層的內部面積稍大。
- 部分單位之天花高度將會因應結構、建築設計及/或裝修設計上的需要有差異。
- 樓面平面圖所示之裝置如洗滌盤、浴缸、坐廁及洗面盆等只供展示其大約位置而非展示其實際大小、設計或形狀。
- 請參閱本售樓說明書第20頁的平面圖上圖例的參考。



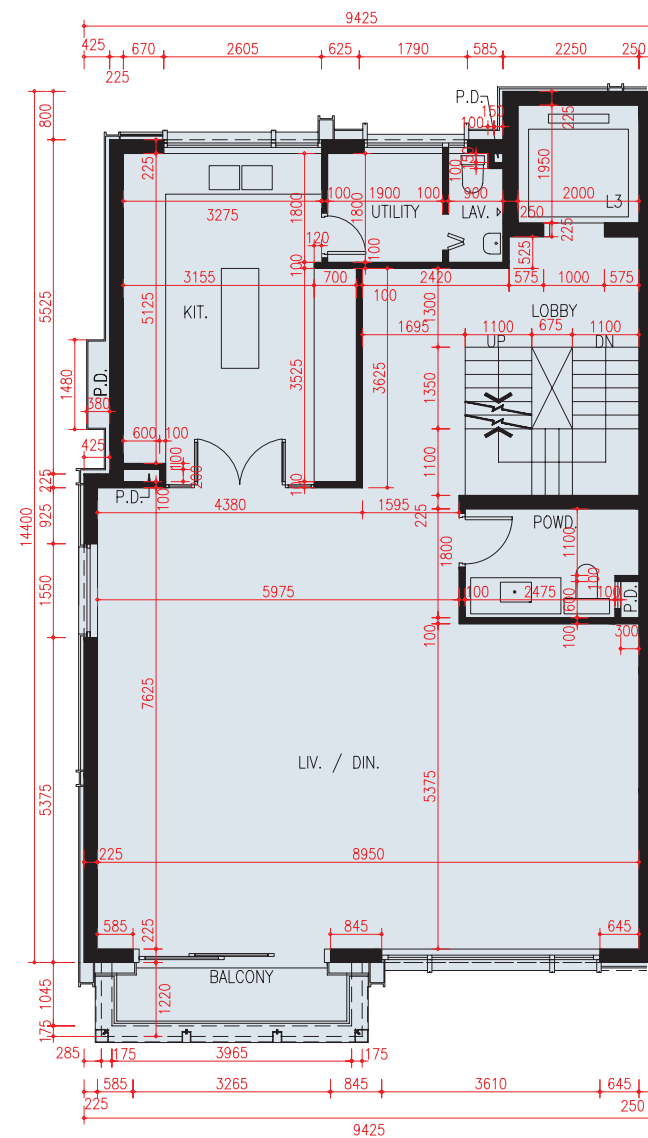


# FLOOR PLANS OF RESIDENTIAL PROPERTIES IN THE DEVELOPMENT

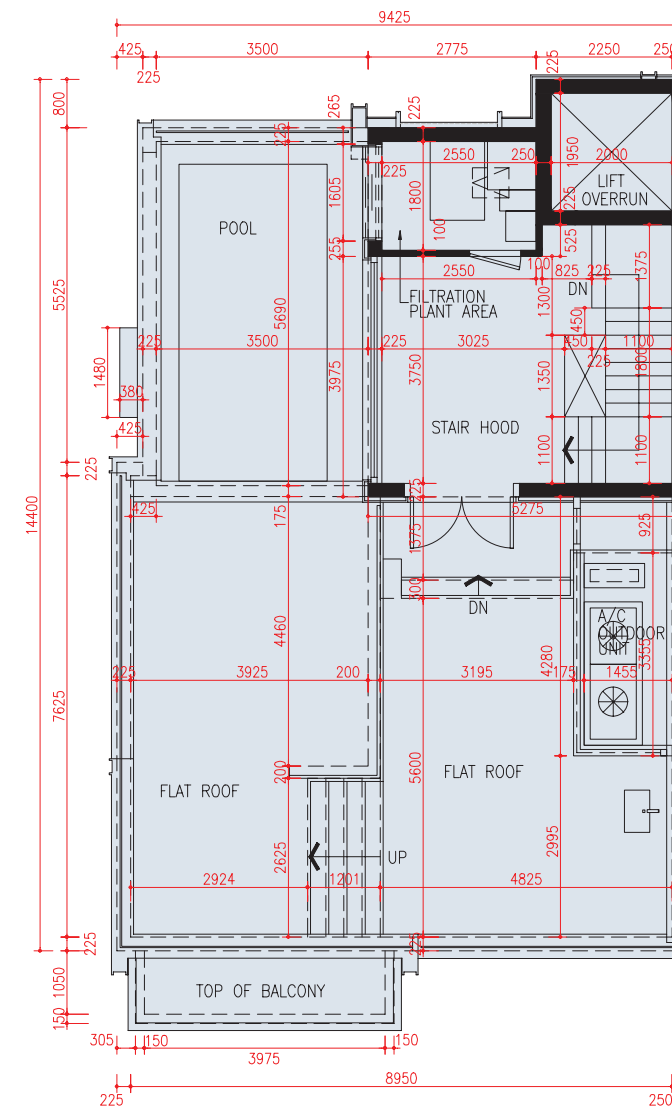
## 發展項目的住宅物業的樓面平面圖

### HOUSE 3 洋房 3

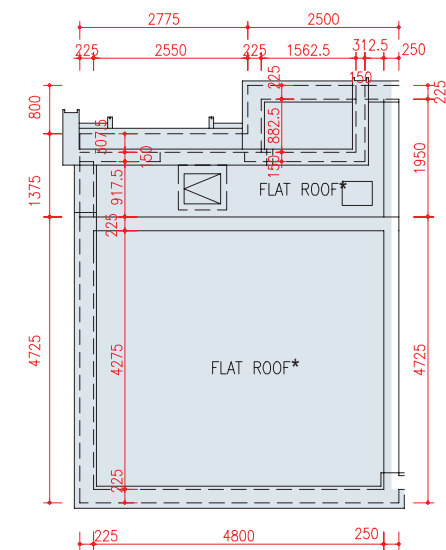
0 1 2 3 4 5m (米)



3rd FLOOR PLAN  
三樓平面圖



ROOF FLOOR PLAN  
天台平面圖



TOP ROOF PLAN  
頂層天台平面圖

\*The description of "Flat Roofs" as shown on the Top Roof Plan of House 3 of the Development corresponds to the description in the latest Approved Building Plans of the Development but each of such Flat Roofs is described as Roof in the Area Schedule.

\*發展項目洋房3的頂層天台平面圖顯示為「平台」之描述，跟發展項目最新版本之批准的建築圖則上所描述的一致，惟每一個這樣的平台在面積表內描述為天台。

# FLOOR PLANS OF RESIDENTIAL PROPERTIES IN THE DEVELOPMENT

## 發展項目的住宅物業的樓面平面圖

HOUSE 3 洋房 3		
Floor 樓層	The Thickness of floor slabs (excluding plaster) of each house (mm) 每座洋房的樓板（不包括灰泥）的厚度（毫米）	The floor-to-floor height of each house (mm) 每座洋房的層與層之間的高度（毫米）
G/F 地下	200	4575
1/F 一樓	150, 200, 225	2800, 3150, 3220, 3520, 6300
2/F 二樓	150, 200, 225	3150, 3450
3/F 三樓	150, 200, 275	3200, 3550, 3750, 3850, 3875, 4450
ROOF 天台	200	2775, 2925, 3425
TOP ROOF 頂層天台	N/A 不適用	N/A 不適用

- Remarks:
- The dimensions of floor plans are all structural dimensions in millimetre.
  - There may be architectural features and/or exposed pipes on external walls of some units and houses.
  - Common pipes exposed and/or enclosed in cladding are located at/adjacent to flat roof and/or external wall of some units and houses.
  - There are ceiling bulkheads and/or sunken slab at some units and houses at Living Room, Dining Room, Bedrooms, Bathrooms, Lavatory and/or Kitchen etc. of some units and houses for the air-conditioning system and/or Mechanical and Electrical services.
  - Floor-to-floor height refers to the height between the top surface of the structural slab of a floor and the top surface of the structural slab of its immediate upper floors.
  - The internal areas of the residential properties on the upper floors will generally be slightly larger than those on the lower floors because of the reducing thickness of the structural walls on the upper floors.
  - The ceiling height of some units may vary due to structural, architectural and/or decoration design variations.
  - The indications of fittings such as sinks, bathtubs, toilet bowls and wash basins, etc shown on the floors plans are indications of approximate locations only and not indications of their actual size, design or shapes.
  - Please refer to the reference of the legend shown on the floor plans on page 20 of this sales brochure.

- 備註：
- 平面圖所列之數字為以毫米標示之建築結構尺寸。
  - 部分單位及洋房外牆設有建築裝飾及/或外露喉管。
  - 部分單位及洋房的平台及/或外牆處/旁邊設有外露及/或隱藏外牆裝飾板內之公用喉管。
  - 部分單位及洋房客廳、飯廳、睡房、浴室、廁所及/或廚房等有假天花及/或有跌級樓板以內藏冷氣系統及/或機電設備。
  - 層與層之間的高度指該樓層之石屎地台面與上一層石屎地台面之高度距離。
  - 因住宅物業的較高樓層的結構牆的厚度遞減，較高樓層的內部面積，一般比較低樓層的內部面積稍大。
  - 部分單位之天花高度將會因應結構、建築設計及/或裝修設計上的需要有差異。
  - 樓面平面圖所示之裝置如洗滌盤、浴缸、坐廁及洗面盆等只供展示其大約位置而非展示其實際大小、設計或形狀。
  - 請參閱本售樓說明書第20頁的平面圖上圖例的參考。

# FLOOR PLANS OF RESIDENTIAL PROPERTIES IN THE DEVELOPMENT 發展項目的住宅物業的樓面平面圖

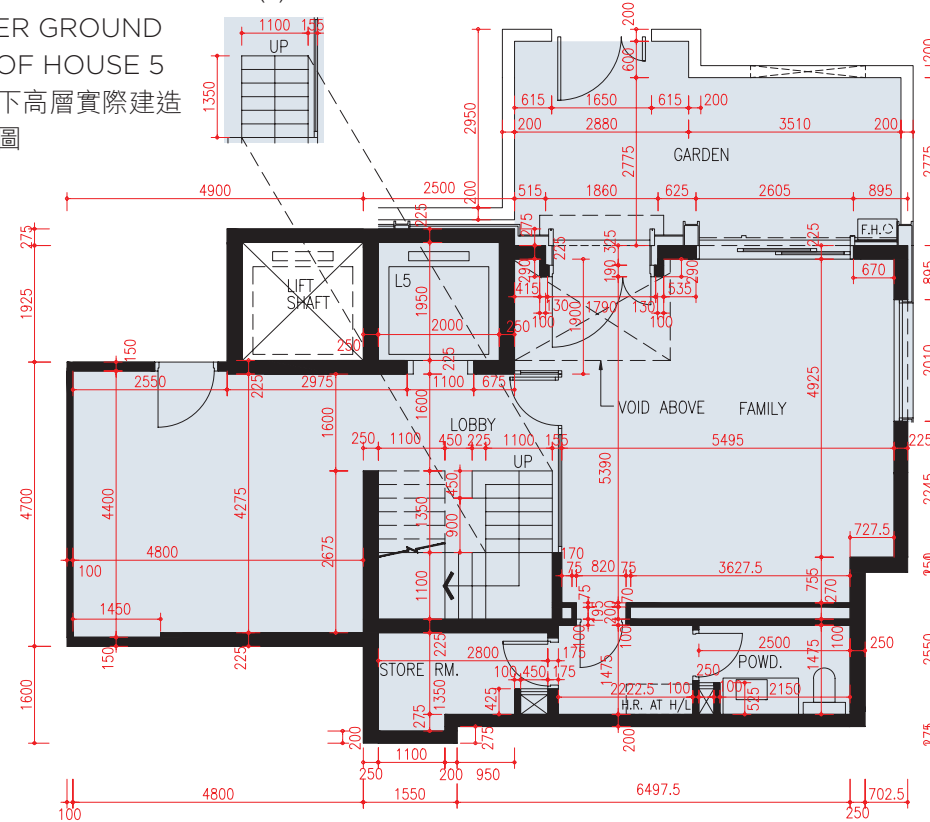
## HOUSE 5 洋房 5

0 1 2 3 4 5m (米)



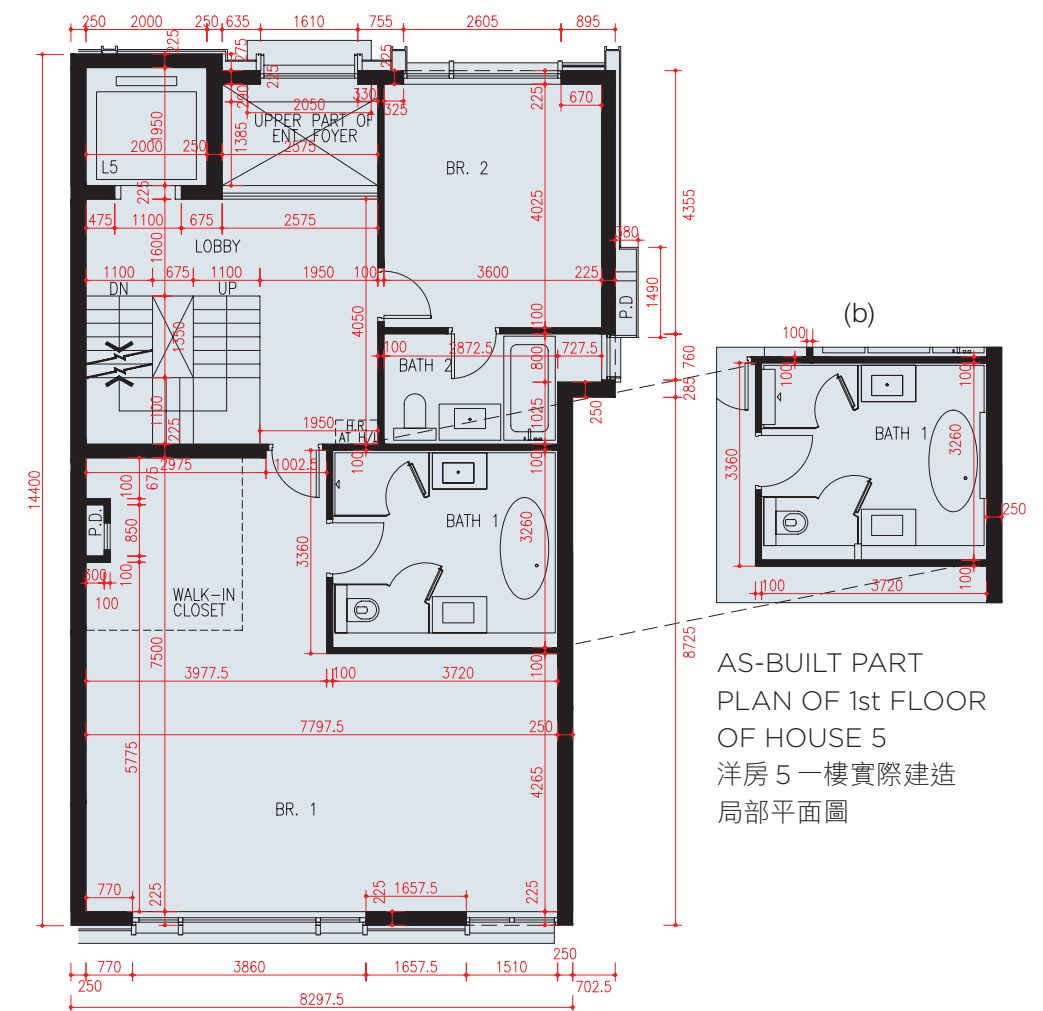
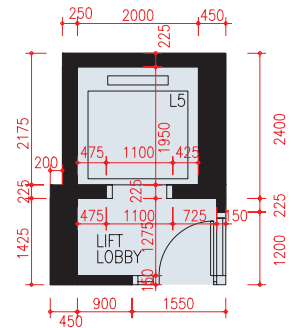
AS-BUILT PART PLAN  
OF UPPER GROUND  
FLOOR OF HOUSE 5  
洋房 5 地下高層實際建造  
局部平面圖

(a)



UPPER GROUND FLOOR PLAN  
地下高層平面圖

G/F CARPARK LOBBY PLAN  
地下層停車場大堂平面圖



(b)

AS-BUILT PART  
PLAN OF 1st FLOOR  
OF HOUSE 5  
洋房 5 一樓實際建造  
局部平面圖

1st FLOOR PLAN  
一樓平面圖

These as-built part plans show the alteration works done to Upper Ground Floor and 1st Floor of HOUSE 5. Please refer to page 33 for details of the exempted works made to this house.

此洋房 5 地下高層及一樓實際建造局部平面圖顯示其已改動工程。  
有關此洋房獲豁免的工程改動之詳情，請參考第 33 頁。



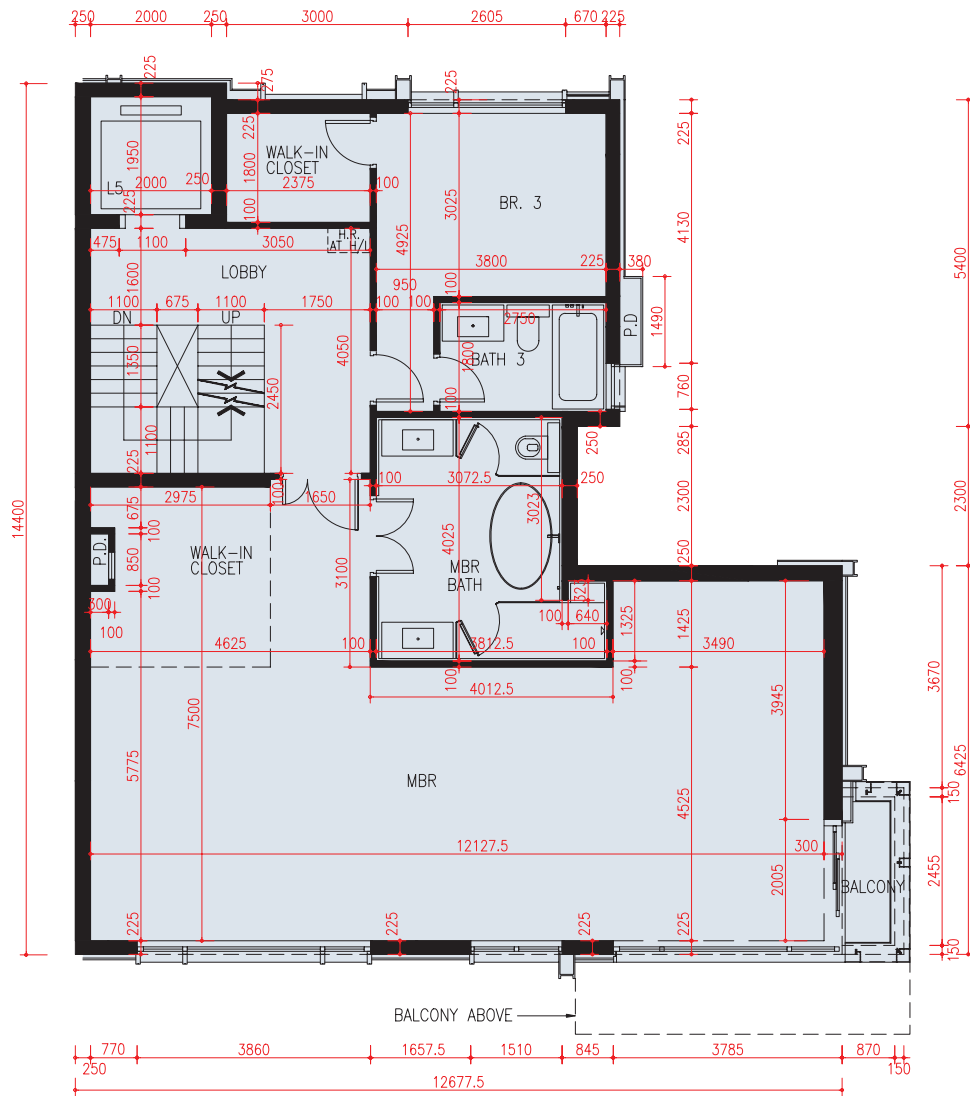
# FLOOR PLANS OF RESIDENTIAL PROPERTIES IN THE DEVELOPMENT

## 發展項目的住宅物業的樓面平面圖

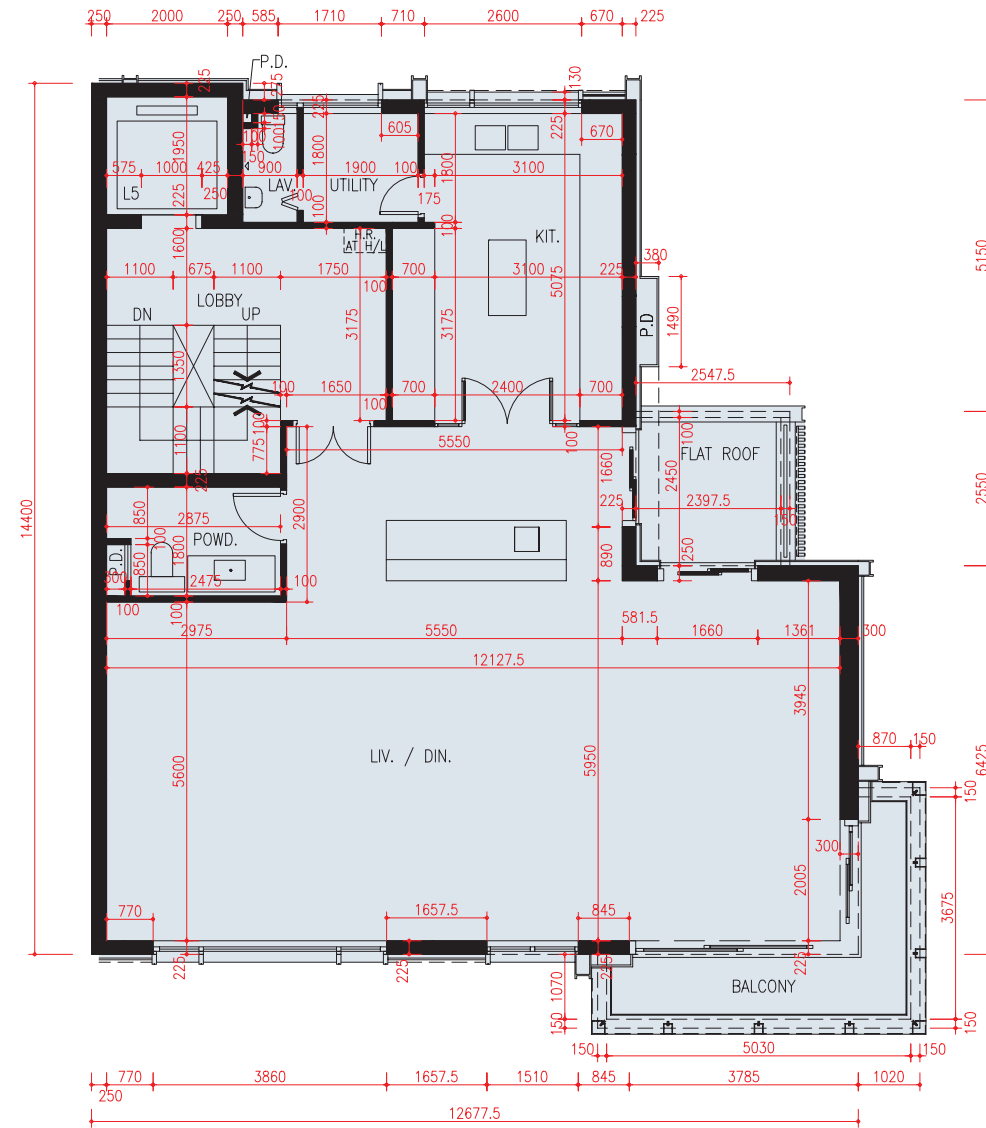
### HOUSE 5

#### 洋房 5

0 1 2 3 4 5m (米)



2nd FLOOR PLAN  
二樓平面圖



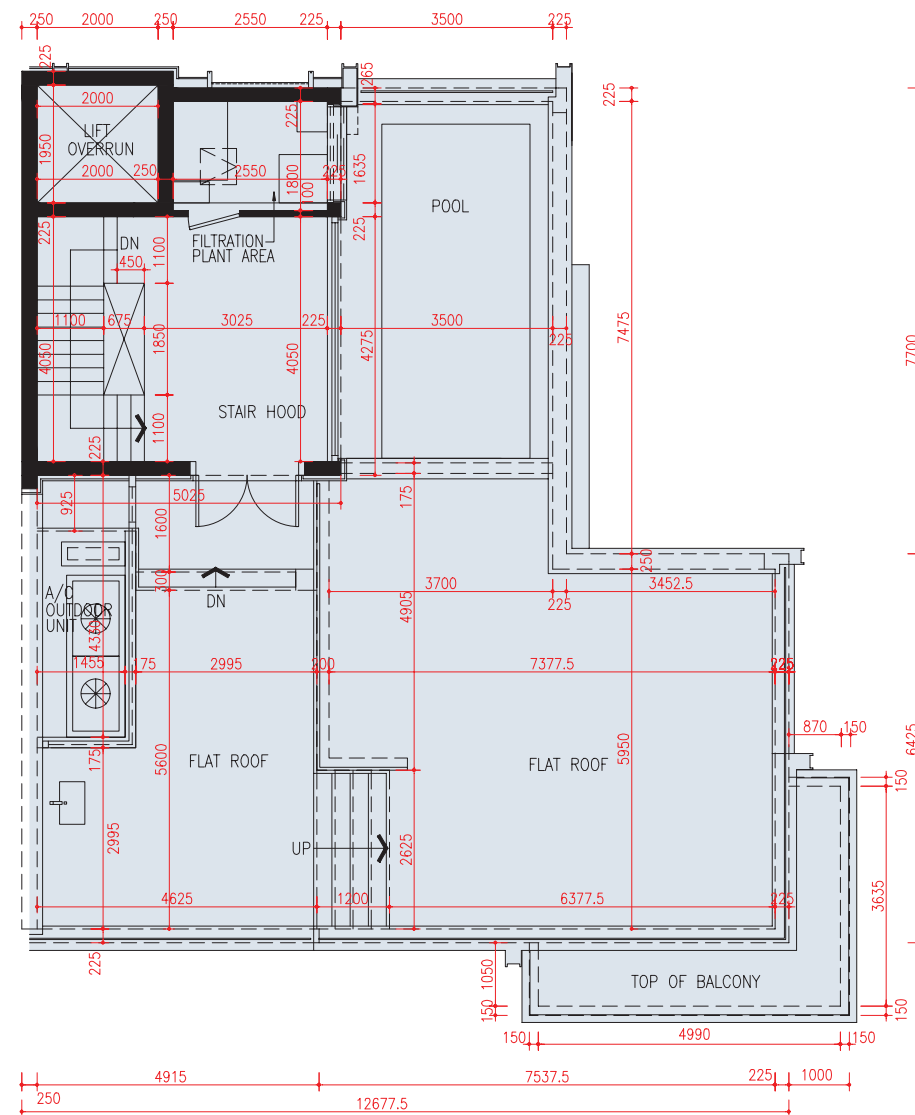
3rd FLOOR PLAN  
三樓樓面平面圖

# FLOOR PLANS OF RESIDENTIAL PROPERTIES IN THE DEVELOPMENT

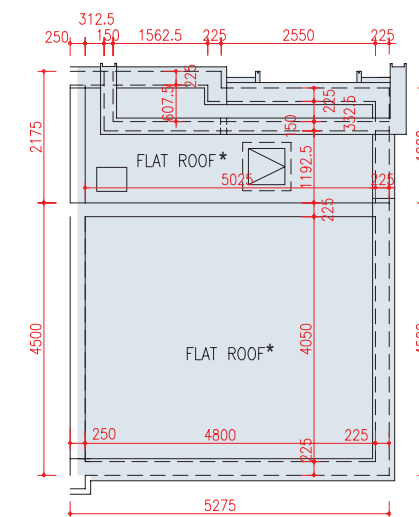
## 發展項目的住宅物業的樓面平面圖

### HOUSE 5 洋房 5

0 1 2 3 4 5m (米)



**ROOF FLOOR PLAN**  
天台平面圖



**TOP ROOF PLAN**  
頂層天台平面圖

\*The description of "Flat Roofs" as shown on the Top Roof Plan of House 5 of the Development corresponds to the description in the latest Approved Building Plans of the Development but each of such Flat Roofs is described as Roof in the Area Schedule.

\*發展項目洋房5的頂層天台平面圖顯示為「平台」之描述，跟發展項目最新版本之批准的建築圖則上所描述的一致，惟每一個這樣的平台在面積表內描述為天台。

# FLOOR PLANS OF RESIDENTIAL PROPERTIES IN THE DEVELOPMENT

## 發展項目的住宅物業的樓面平面圖

HOUSE 5 洋房 5		
Floor 樓層	The Thickness of floor slabs (excluding plaster) of each house (mm) 每座洋房的樓板 (不包括灰泥) 的厚度 (毫米)	The floor-to-floor height of each house (mm) 每座洋房的層與層之間的高度 (毫米)
G/F 地下	200	4575
UG/F 地下高層	150, 200, 225	2700, 2750, 3000, 6150
1/F 一樓	150, 200, 225	2850, 3150, 3450, 3500
2/F 二樓	150, 200, 225	3150, 3450
3/F 三樓	150, 200, 275	3200, 3550, 3750, 3850, 3875, 4450
ROOF 天台	200	2775, 2925
TOP ROOF 頂層天台	N/A 不適用	N/A 不適用

Alterations to HOUSE 5 have been made by way of minor works or exempted works under the Buildings Ordinance (Cap. 123) after completion of the Development. The approximate locations of the alterations are indicated in the as-built part plans and the alterations are set out below (with the numbering below corresponding to the remarks in the as-built part plan):

(a) Revision of staircase step width.

(b) New furring wall added.

Please refer to the as-built part plans on page 30.

洋房5在發展項目落成後因進行小型工程或獲《建築物條例》(第123章)豁免的工程而有所改動。該等改動之大概位置於實際建造局部平面圖標示，及該等改動列出如下(下述編號對應實際建造局部平面圖中的附註)：

(a) 更改樓梯級闊度。

(b) 新增墊牆。

請參考第30頁之實際建造局部平面圖。

Remarks:

1. The dimensions of floor plans are all structural dimensions in millimetre.
2. There may be architectural features and/or exposed pipes on external walls of some units and houses.
3. Common pipes exposed and/or enclosed in cladding are located at/adjacent to flat roof and/or external wall of some units and houses.
4. There are ceiling bulkheads and/or sunken slab at some units and houses at Living Room, Dining Room, Bedrooms, Bathrooms, Lavatory and/or Kitchen etc. of some units and houses for the air-conditioning system and/or Mechanical and Electrical services.
5. Floor-to-floor height refers to the height between the top surface of the structural slab of a floor and the top surface of the structural slab of its immediate upper floors.
6. The internal areas of the residential properties on the upper floors will generally be slightly larger than those on the lower floors because of the reducing thickness of the structural walls on the upper floors.
7. The ceiling height of some units may vary due to structural, architectural and/or decoration design variations.
8. The indications of fittings such as sinks, bathtubs, toilet bowls and wash basins, etc shown on the floors plans are indications of approximate locations only and not indications of their actual size, design or shapes.
9. Please refer to the reference of the legend shown on the floor plans on page 20 of this sales brochure.

備註：

1. 平面圖所列之數字為以毫米標示之建築結構尺寸。
2. 部分單位及洋房外牆設有建築裝飾及/或外露喉管。
3. 部分單位及洋房的平台及/或外牆處/旁邊設有外露及/或隱藏外牆裝飾板內之公用喉管。
4. 部分單位及洋房客廳、飯廳、睡房、浴室、廁所及/或廚房等有假天花及/或有跌級樓板以內藏冷氣系統及/或機電設備。
5. 層與層之間的高度指該樓層之石屎地台面與上一層石屎地台面之高度距離。
6. 因住宅物業的較高樓層的結構牆的厚度遞減，較高樓層的內部面積，一般比較低樓層的內部面積稍大。
7. 部分單位之天花高度將會因應結構、建築設計及/或裝修設計上的需要有差異。
8. 樓面平面圖所示之裝置如洗滌盤、浴缸、坐廁及洗面盆等只供展示其大約位置而非展示其實際大小、設計或形狀。
9. 請參閱本售樓說明書第20頁的平面圖上圖例的參考。

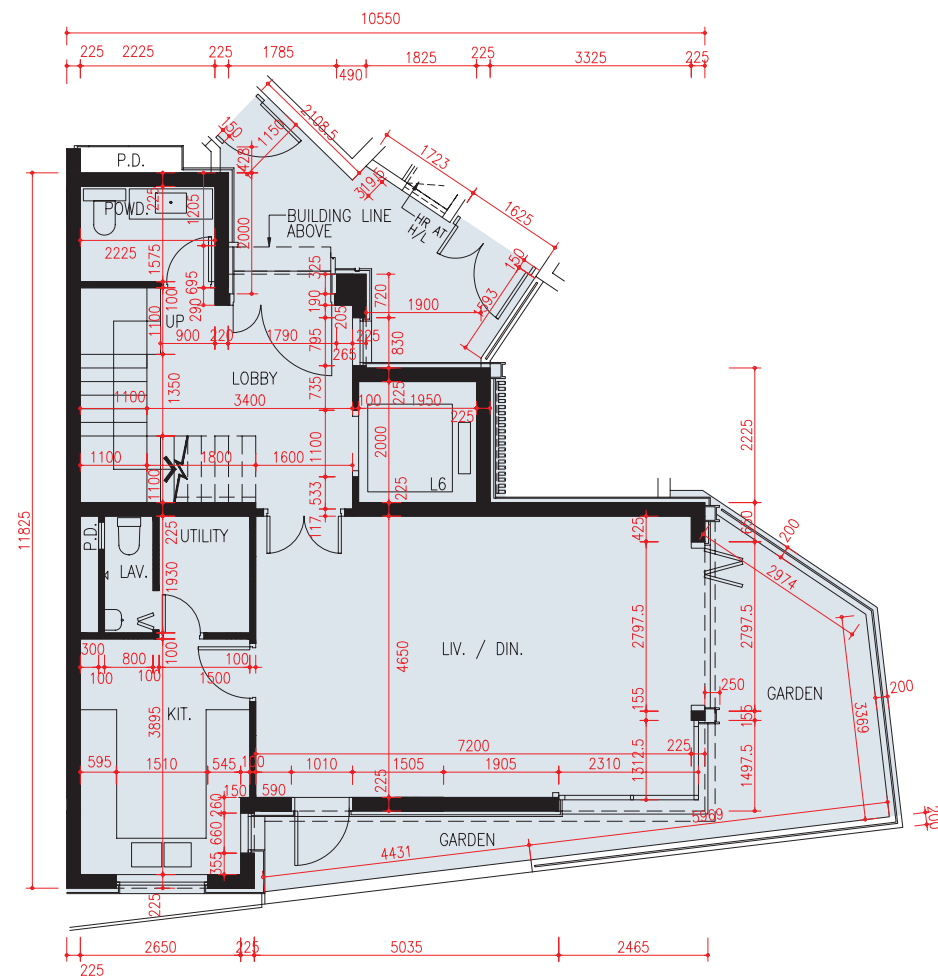


# FLOOR PLANS OF RESIDENTIAL PROPERTIES IN THE DEVELOPMENT

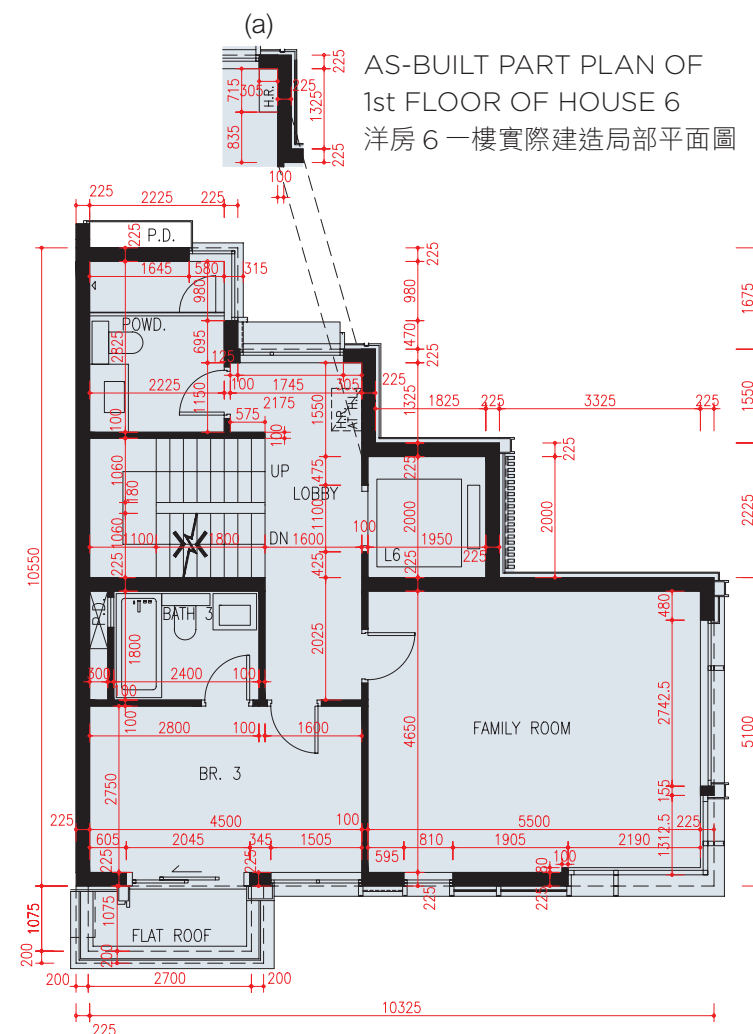
## 發展項目的住宅物業的樓面平面圖

### HOUSE 6 洋房 6

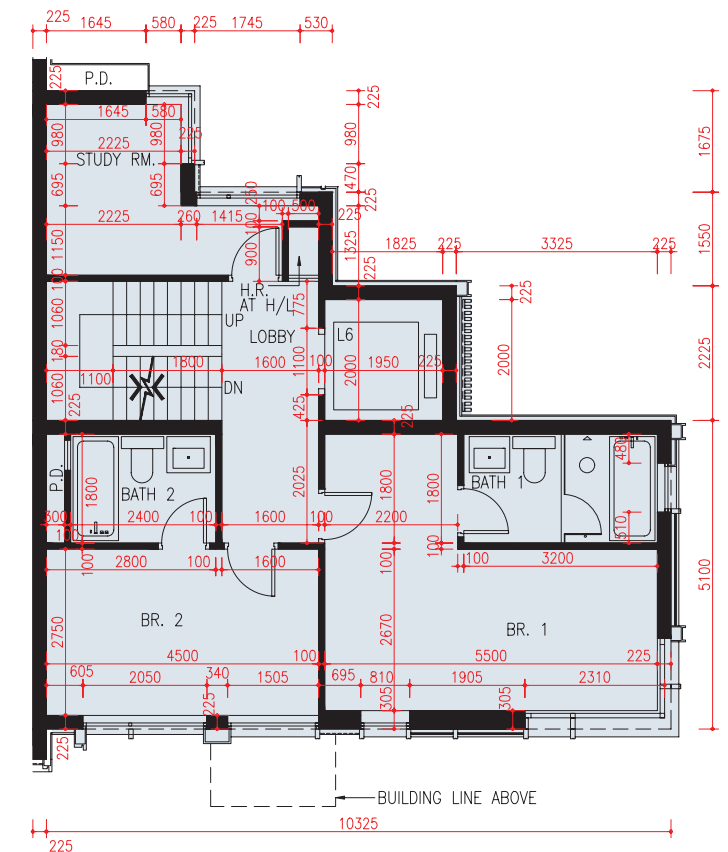
0 1 2 3 4 5m (米)



GROUND FLOOR PLAN  
地下層平面圖



1st FLOOR PLAN  
一樓平面圖



2nd FLOOR PLAN  
二樓平面圖



This as-built part plan show the alteration work done to 1st Floor of HOUSE 6. Please refer to page 36 for details of the exempted works made to this house.

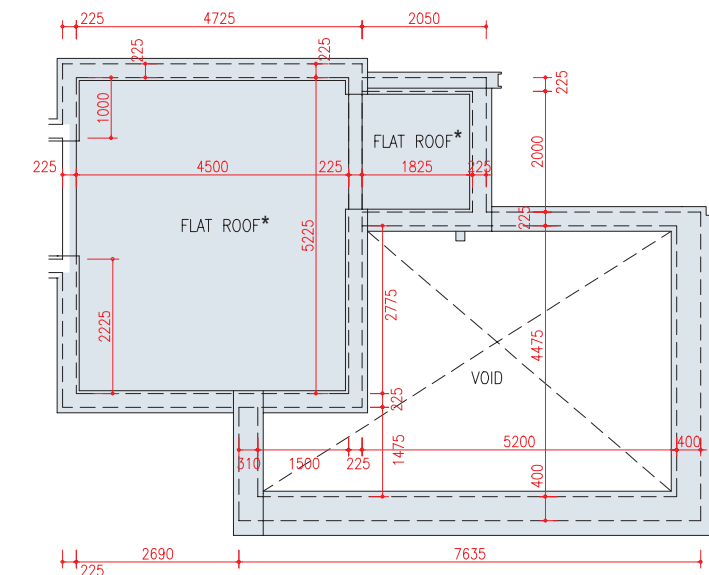
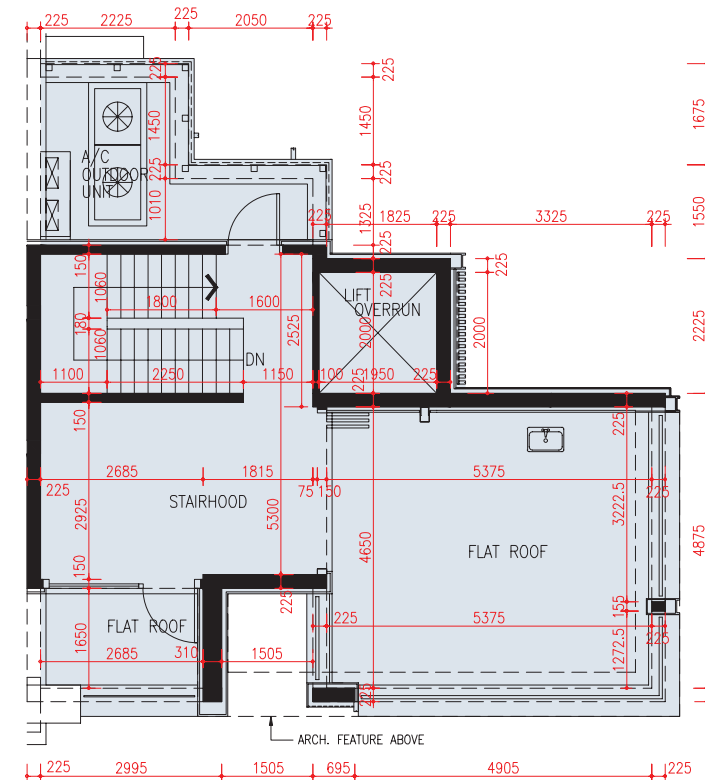
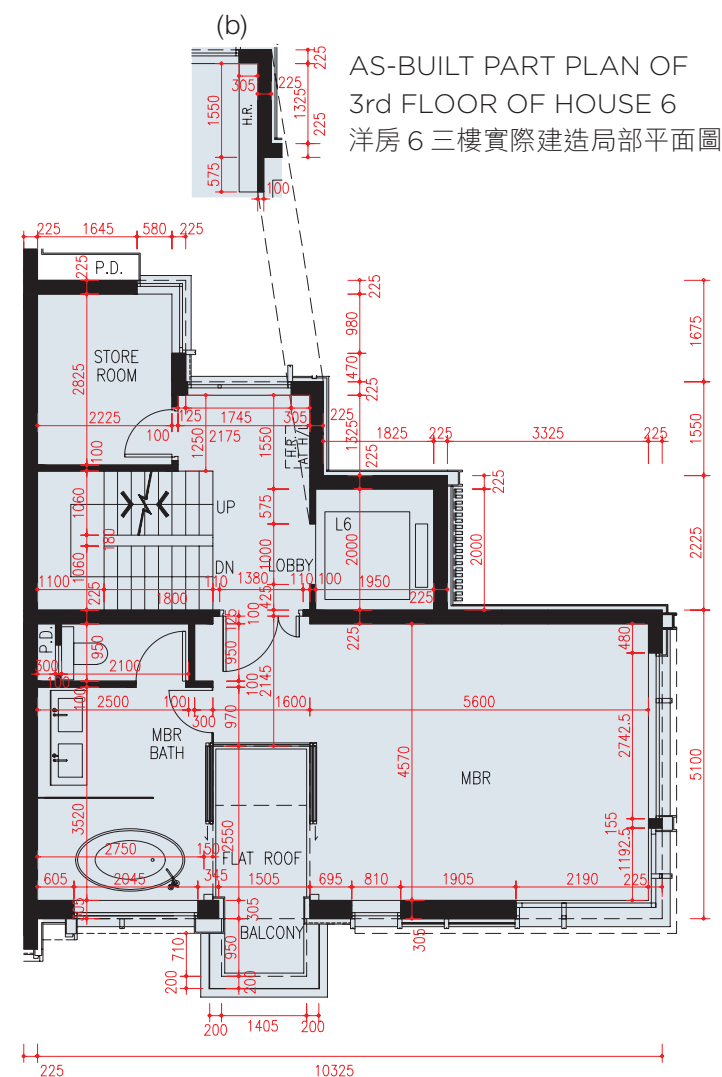
此洋房6一樓實際建造局部平面圖顯示其已改動工程。有關此洋房獲豁免的工程改動之詳情，請參考第36頁。

# FLOOR PLANS OF RESIDENTIAL PROPERTIES IN THE DEVELOPMENT

## 發展項目的住宅物業的樓面平面圖

### HOUSE 6 洋房 6

0 1 2 3 4 5m (米)



This as-built part plan show the alteration work done to 3rd Floor of HOUSE 6. Please refer to page 36 for details of the exempted works made to this house.

此洋房 6 三樓實際建造局部平面圖顯示其已改動工程。有關此洋房獲豁免的工程改動之詳情，請參考第 36 頁。

\*The description of "Flat Roofs" as shown on the Top Roof Plan of House 6 of the Development corresponds to the description in the latest Approved Building Plans of the Development but each of such Flat Roofs is described as Roof in the Area Schedule.

\*發展項目洋房 6 的頂層天台平面圖顯示為「平台」之描述，跟發展項目最新版本之批准的建築圖則上所描述的一致，惟每一個這樣的平台在面積表內描述為天台。

# FLOOR PLANS OF RESIDENTIAL PROPERTIES IN THE DEVELOPMENT

## 發展項目的住宅物業的樓面平面圖

HOUSE 6 洋房 6		
Floor 樓層	The Thickness of floor slabs (excluding plaster) of each house (mm) 每座洋房的樓板 (不包括灰泥) 的厚度 (毫米)	The floor-to-floor height of each house (mm) 每座洋房的層與層之間的高度 (毫米)
G/F 地下	150, 200	2800, 2925, 3100, 3200, 3325, 3500
1/F 一樓	150, 200	2800, 3100, 3400
2/F 二樓	150, 200	2850, 3100, 3400
3/F 三樓	200	3100, 3400
ROOF 天台	200	2350
TOP ROOF 頂層天台	N/A 不適用	N/A 不適用

Alterations to HOUSE 6 have been made by way of minor works or exempted works under the Buildings Ordinance (Cap. 123) after completion of the Development. The approximate locations of the alterations are indicated in the as-built part plans and the alterations are set out below (with the numbering below corresponding to the remarks in the as-built part plan):

(a) New built-in cabinet added and original hose reel relocated.

(b) New built-in cabinet added and original hose reel relocated.

Please refer to the as-built part plans on page 34 and page 35 respectively.

洋房6在發展項目落成後因進行小型工程或獲《建築物條例》(第123章)豁免的工程而有所改動。該等改動之大概位置於實際建造局部平面圖標示，及該等改動列出如下(下述編號對應實際建造局部平面圖中的附註)：

(a) 新增入牆櫃及更改消防喉轆位置。

(b) 新增入牆櫃及更改消防喉轆位置。

請參考第34頁及第35頁之實際建造局部平面圖。

Remarks:

1. The dimensions of floor plans are all structural dimensions in millimetre.
2. There may be architectural features and/or exposed pipes on external walls of some units and houses.
3. Common pipes exposed and/or enclosed in cladding are located at/adjacent to flat roof and/or external wall of some units and houses.
4. There are ceiling bulkheads and/or sunken slab at some units and houses at Living Room, Dining Room, Bedrooms, Bathrooms, Lavatory and/or Kitchen etc. of some units and houses for the air-conditioning system and/or Mechanical and Electrical services.
5. Floor-to-floor height refers to the height between the top surface of the structural slab of a floor and the top surface of the structural slab of its immediate upper floors.
6. The internal areas of the residential properties on the upper floors will generally be slightly larger than those on the lower floors because of the reducing thickness of the structural walls on the upper floors.
7. The ceiling height of some units may vary due to structural, architectural and/or decoration design variations.
8. The indications of fittings such as sinks, bathtubs, toilet bowls and wash basins, etc shown on the floors plans are indications of approximate locations only and not indications of their actual size, design or shapes.
9. Please refer to the reference of the legend shown on the floor plans on page 20 of this sales brochure.

備註：

1. 平面圖所列之數字為以毫米標示之建築結構尺寸。
2. 部分單位及洋房外牆設有建築裝飾及/或外露喉管。
3. 部分單位及洋房的平台及/或外牆處/旁邊設有外露及/或隱藏外牆裝飾板內之公用喉管。
4. 部分單位及洋房客廳、飯廳、睡房、浴室、廁所及/或廚房等有假天花及/或有跌級樓板以內藏冷氣系統及/或機電設備。
5. 層與層之間的高度指該樓層之石屎地台面與上一層石屎地台面之高度距離。
6. 因住宅物業的較高樓層的結構牆的厚度遞減，較高樓層的內部面積，一般比較低樓層的內部面積稍大。
7. 部分單位之天花高度將會因應結構、建築設計及/或裝修設計上的需要有差異。
8. 樓面平面圖所示之裝置如洗滌盤、浴缸、坐廁及洗面盆等只供展示其大約位置而非展示其實際大小、設計或形狀。
9. 請參閱本售樓說明書第20頁的平面圖上圖例的參考。

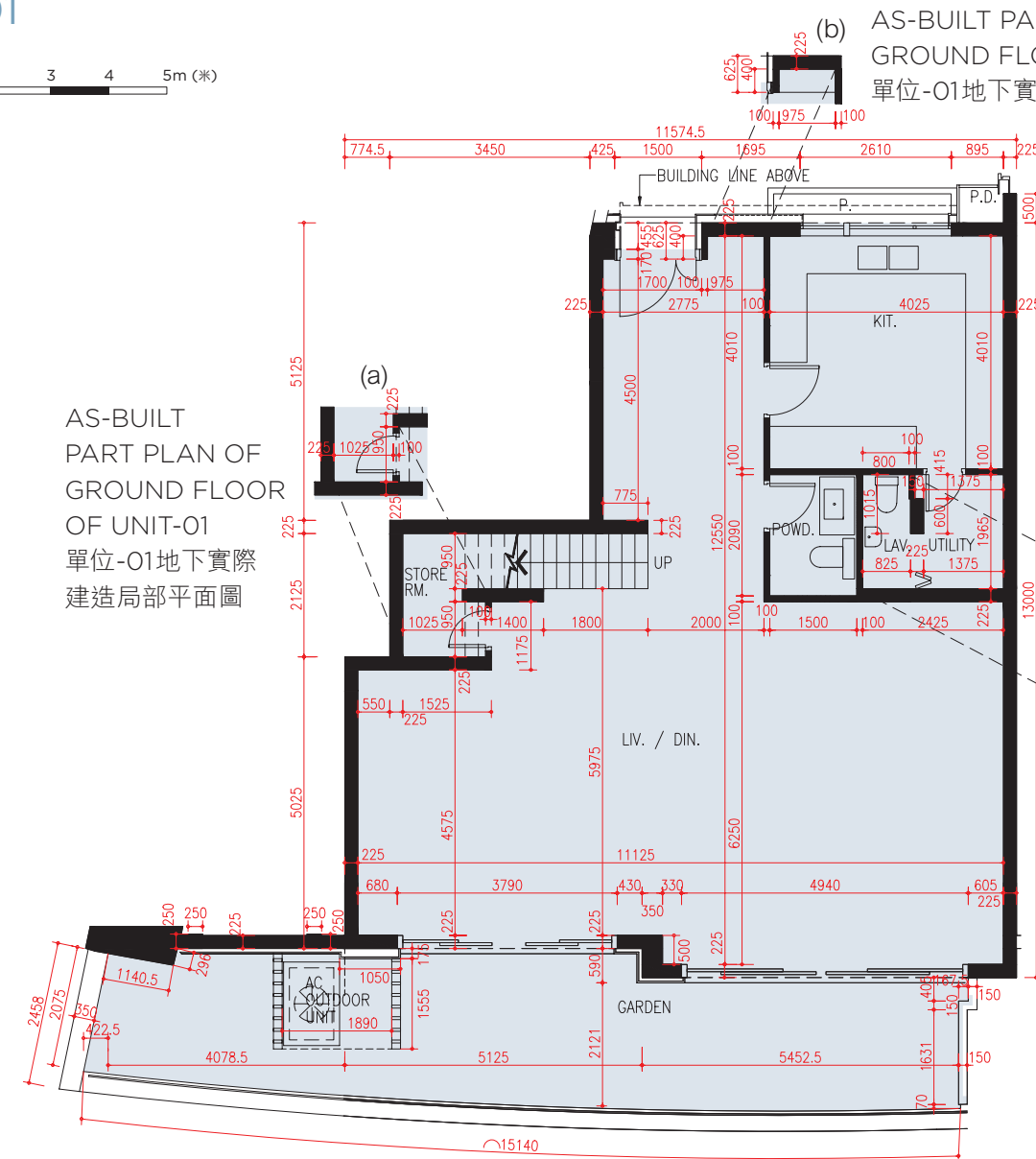


# FLOOR PLANS OF RESIDENTIAL PROPERTIES IN THE DEVELOPMENT

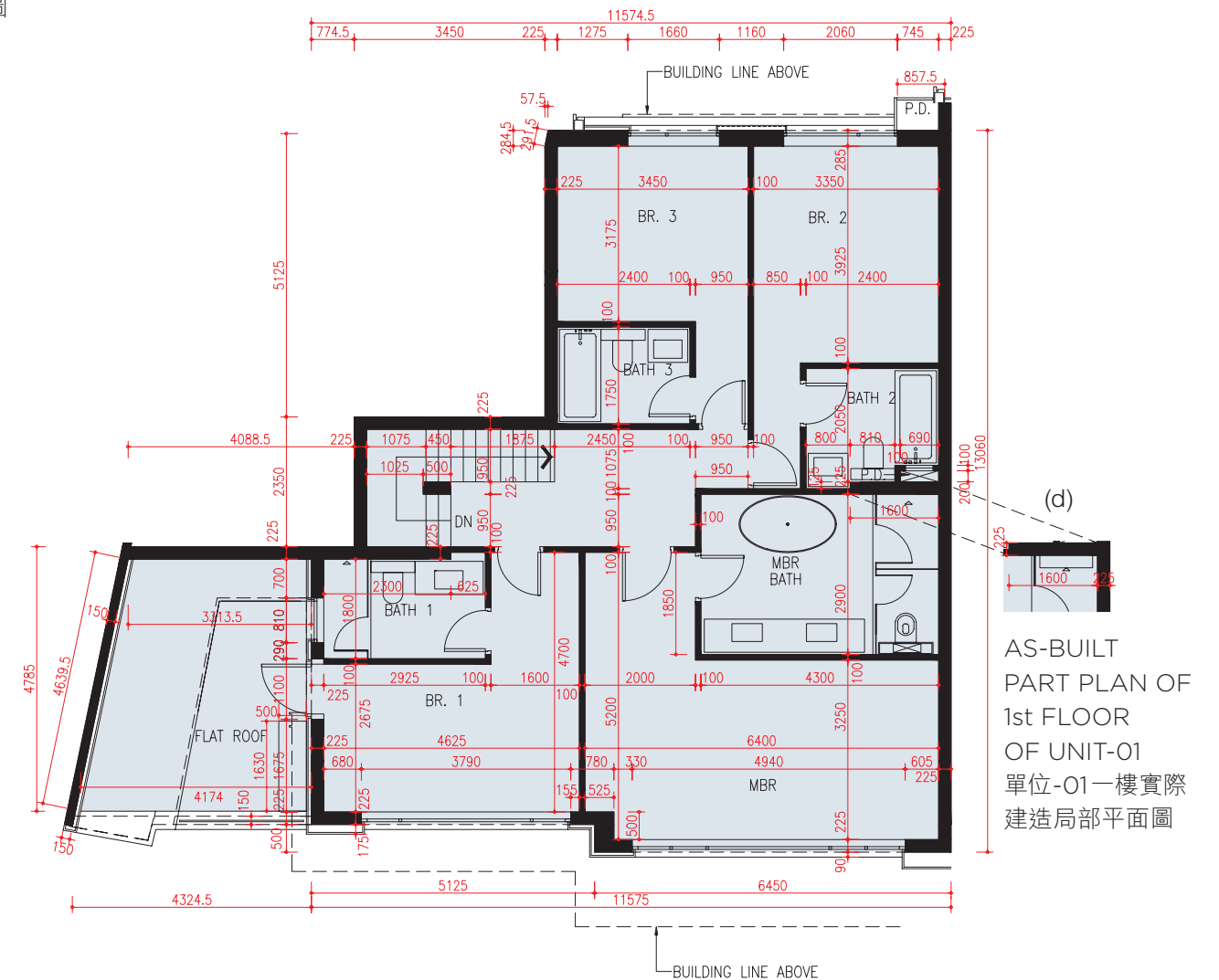
## 發展項目的住宅物業的樓面平面圖

### UNIT-01 單位-01

0 1 2 3 4 5m (米)



GROUND FLOOR PLAN  
地下層平面圖



1st FLOOR PLAN  
一樓平面圖

These as-built part plans show the alteration works done to Ground Floor and 1st Floor of UNIT-01. Please refer to page 38 for details of the exempted works made to this unit.

此單位-01地下及一樓實際建造局部平面圖顯示其已改動工程。有關此單位獲豁免的工程改動之詳情，請參考第38頁。

# FLOOR PLANS OF RESIDENTIAL PROPERTIES IN THE DEVELOPMENT

## 發展項目的住宅物業的樓面平面圖

UNIT-01 單位-01		
Floor 樓層	The Thickness of floor slabs (excluding plaster) of each unit (mm) 每座單位的樓板（不包括灰泥）的厚度（毫米）	The floor-to-floor height of each unit (mm) 每座單位的層與層之間的高度（毫米）
G/F 地下	150, 200, 250	2800, 3100, 3675
1/F 一樓	150, 200, 250	2750, 3100, 3400

Alterations to UNIT-01 have been made by way of minor works or exempted works under the Buildings Ordinance (Cap. 123) after completion of the Development. The approximate locations of the alterations are indicated in the as-built part plans and the alterations are set out below (with the numbering below corresponding to the remarks in the as-built part plan):

- (a) Original door relocated.
- (b) New built-in cabinet added.
- (c) New partition wall added and orientation of slide folding door changed.
- (d) New furring wall added.

Please refer to the as-built part plans on page 37.

單位-01在發展項目落成後因進行小型工程或獲《建築物條例》(第123章)豁免的工程而有所改動。該等改動之大概位置於實際建造局部平面圖標示，及該等改動列出如下(下述編號對應實際建造局部平面圖中的附註)：

- (a) 更改門的位置。
- (b) 新增入牆櫃。
- (c) 更改趟摺門方向及新增間隔牆。
- (d) 新增墊牆。

請參考第37頁之實際建造局部平面圖。

Remarks:

- The dimensions of floor plans are all structural dimensions in millimetre.
- There may be architectural features and/or exposed pipes on external walls of some units and houses.
- Common pipes exposed and/or enclosed in cladding are located at/adjacent to flat roof and/or external wall of some units and houses.
- There are ceiling bulkheads and/or sunken slab at some units and houses at Living Room, Dining Room, Bedrooms, Bathrooms, Lavatory and/or Kitchen etc. of some units and houses for the air-conditioning system and/or Mechanical and Electrical services.
- Floor-to-floor height refers to the height between the top surface of the structural slab of a floor and the top surface of the structural slab of its immediate upper floors.
- The internal areas of the residential properties on the upper floors will generally be slightly larger than those on the lower floors because of the reducing thickness of the structural walls on the upper floors.
- The ceiling height of some units may vary due to structural, architectural and/or decoration design variations.
- The indications of fittings such as sinks, bathtubs, toilet bowls and wash basins, etc shown on the floors plans are indications of approximate locations only and not indications of their actual size, design or shapes.
- Please refer to the reference of the legend shown on the floor plans on page 20 of this sales brochure.

備註：

- 平面圖所列之數字為以毫米標示之建築結構尺寸。
- 部分單位及洋房外牆設有建築裝飾及/或外露喉管。
- 部分單位及洋房的平台及/或外牆處/旁邊設有外露及/或隱藏外牆裝飾板內之公用喉管。
- 部分單位及洋房客廳、飯廳、睡房、浴室、廁所及/或廚房等有假天花及/或有跌級樓板以內藏冷氣系統及/或機電設備。
- 層與層之間的高度指該樓層之石屎地台面與上一層石屎地台面之高度距離。
- 因住宅物業的較高樓層的結構牆的厚度遞減，較高樓層的內部面積，一般比較低樓層的內部面積稍大。
- 部分單位之天花高度將會因應結構、建築設計及/或裝修設計上的需要有差異。
- 樓面平面圖所示之裝置如洗滌盤、浴缸、坐廁及洗面盆等只供展示其大約位置而非展示其實際大小、設計或形狀。
- 請參閱本售樓說明書第20頁的平面圖上圖例的參考。

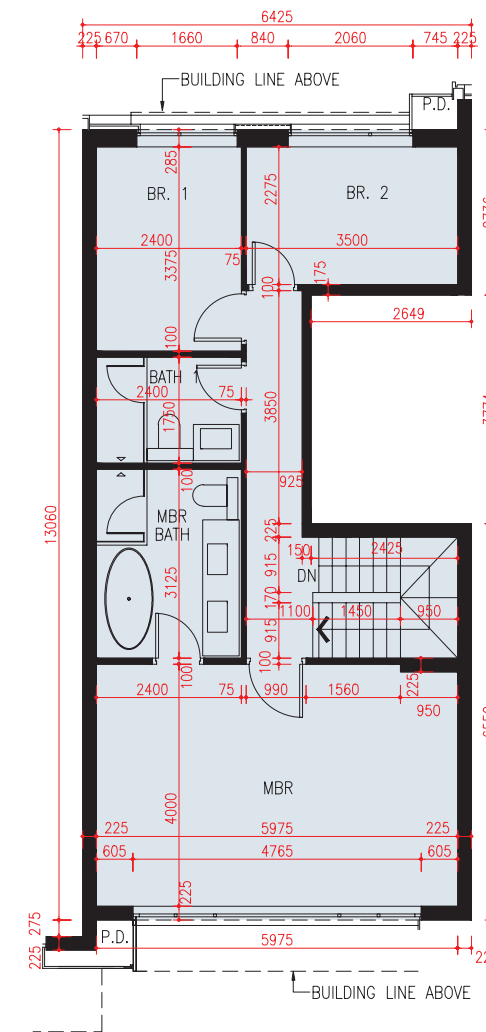
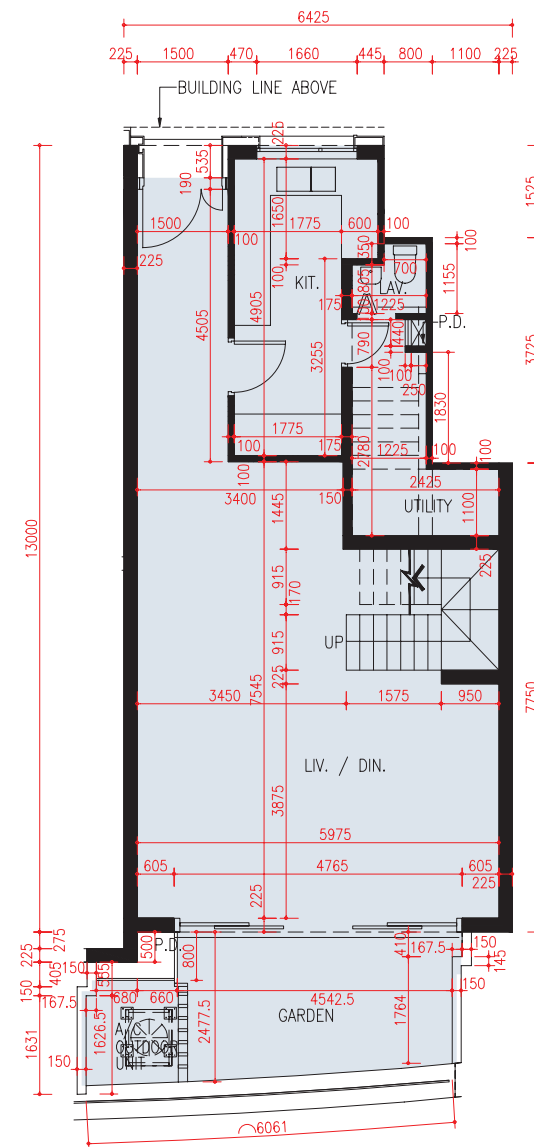
# FLOOR PLANS OF RESIDENTIAL PROPERTIES IN THE DEVELOPMENT

## 發展項目的住宅物業的樓面平面圖

### UNIT-02

### 單位-02

0 1 2 3 4 5m (米)



# FLOOR PLANS OF RESIDENTIAL PROPERTIES IN THE DEVELOPMENT

## 發展項目的住宅物業的樓面平面圖

UNIT-02 單位-02		
Floor 樓層	The Thickness of floor slabs (excluding plaster) of each unit (mm) 每座單位的樓板（不包括灰泥）的厚度（毫米）	The floor-to-floor height of each unit (mm) 每座單位的層與層之間的高度（毫米）
G/F 地下	200	3100
1/F 一樓	150, 200	2800, 2850, 3100

Remarks:

1. The dimensions of floor plans are all structural dimensions in millimetre.
2. There may be architectural features and/or exposed pipes on external walls of some units and houses.
3. Common pipes exposed and/or enclosed in cladding are located at/adjacent to flat roof and/or external wall of some units and houses.
4. There are ceiling bulkheads and/or sunken slab at some units and houses at Living Room, Dining Room, Bedrooms, Bathrooms, Lavatory and/or Kitchen etc. of some units and houses for the air-conditioning system and/or Mechanical and Electrical services.
5. Floor-to-floor height refers to the height between the top surface of the structural slab of a floor and the top surface of the structural slab of its immediate upper floors.
6. The internal areas of the residential properties on the upper floors will generally be slightly larger than those on the lower floors because of the reducing thickness of the structural walls on the upper floors.
7. The ceiling height of some units may vary due to structural, architectural and/or decoration design variations.
8. The indications of fittings such as sinks, bathtubs, toilet bowls and wash basins, etc shown on the floors plans are indications of approximate locations only and not indications of their actual size, design or shapes.
9. Please refer to the reference of the legend shown on the floor plans on page 20 of this sales brochure.

備註：

1. 平面圖所列之數字為以毫米標示之建築結構尺寸。
2. 部分單位及洋房外牆設有建築裝飾及/或外露喉管。
3. 部分單位及洋房的平台及/或外牆處/旁邊設有外露及/或隱藏外牆裝飾板內之公用喉管。
4. 部分單位及洋房客廳、飯廳、睡房、浴室、廁所及/或廚房等有假天花及/或有跌級樓板以內藏冷氣系統及/或機電設備。
5. 層與層之間的高度指該樓層之石屎地台面與上一層石屎地台面之高度距離。
6. 因住宅物業的較高樓層的結構牆的厚度遞減，較高樓層的內部面積，一般比較低樓層的內部面積稍大。
7. 部分單位之天花高度將會因應結構、建築設計及/或裝修設計上的需要有差異。
8. 樓面平面圖所示之裝置如洗滌盤、浴缸、坐廁及洗面盆等只供展示其大約位置而非展示其實際大小、設計或形狀。
9. 請參閱本售樓說明書第20頁的平面圖上圖例的參考。

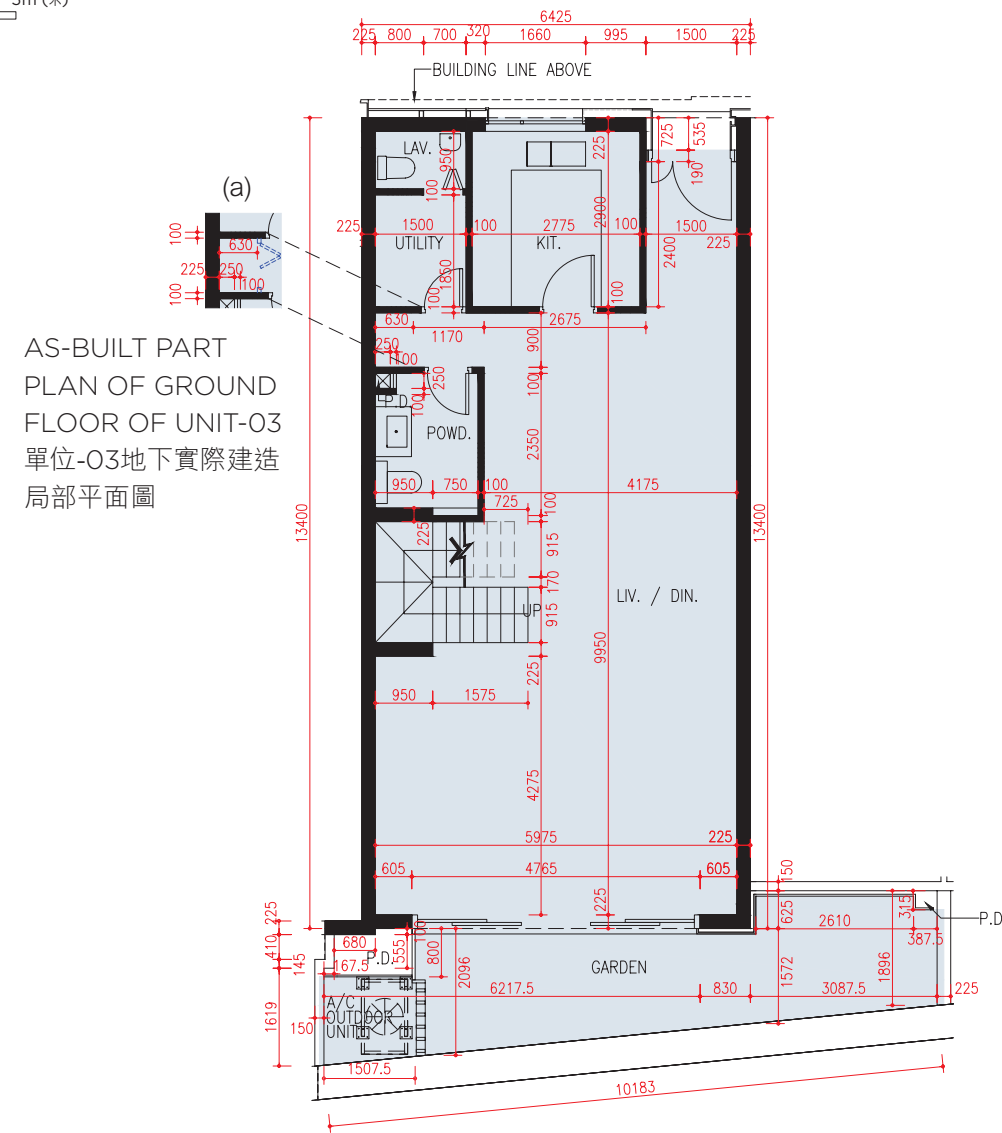


# FLOOR PLANS OF RESIDENTIAL PROPERTIES IN THE DEVELOPMENT

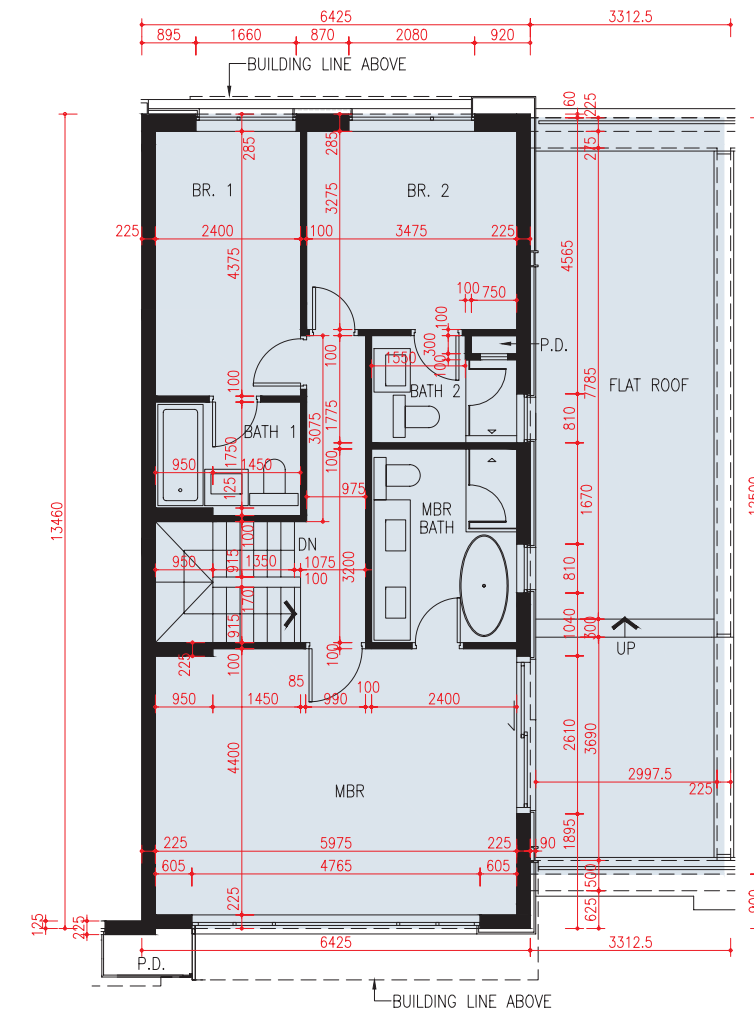
## 發展項目的住宅物業的樓面平面圖

### UNIT-03 單位-03

0 1 2 3 4 5m (米)



GROUND FLOOR PLAN  
地下層平面圖



1st FLOOR PLAN  
一樓平面圖

This as-built part plan shows the alteration work done to Ground Floor of UNIT-03. Please refer to page 42 for details of the exempted works made to this unit.

此單位-03地下實際建造局部平面圖顯示其已改動工程。  
有關此單位獲豁免的工程改動之詳情，請參考第42頁。

# FLOOR PLANS OF RESIDENTIAL PROPERTIES IN THE DEVELOPMENT

## 發展項目的住宅物業的樓面平面圖

UNIT-03 單位-03		
Floor 樓層	The Thickness of floor slabs (excluding plaster) of each unit (mm) 每座單位的樓板（不包括灰泥）的厚度（毫米）	The floor-to-floor height of each unit (mm) 每座單位的層與層之間的高度（毫米）
G/F 地下	150, 200	2800, 3100
1/F 一樓	200	2750, 3050, 3100, 3400

Alteration to UNIT-03 has been made by way of minor works or exempted works under the Buildings Ordinance (Cap. 123) after completion of the Development. The approximate location of the alteration is indicated in the as-built part plan and the alteration is set out below (with the numbering below corresponding to the remarks in the as-built part plan):

(a) New slide folding door added.

Please refer to the as-built part plan on page 41.

單位-03在發展項目落成後因進行小型工程或獲《建築物條例》(第123章)豁免的工程而有所改動。該改動之大概位置於實際建造局部平面圖標示，及該改動列出如下(下述編號對應實際建造局部平面圖中的附註)：

(a) 新加趟摺門。

請參考第41頁之實際建造局部平面圖。

Remarks:

1. The dimensions of floor plans are all structural dimensions in millimetre.
2. There may be architectural features and/or exposed pipes on external walls of some units and houses.
3. Common pipes exposed and/or enclosed in cladding are located at/adjacent to flat roof and/or external wall of some units and houses.
4. There are ceiling bulkheads and/or sunken slab at some units and houses at Living Room, Dining Room, Bedrooms, Bathrooms, Lavatory and/or Kitchen etc. of some units and houses for the air-conditioning system and/or Mechanical and Electrical services.
5. Floor-to-floor height refers to the height between the top surface of the structural slab of a floor and the top surface of the structural slab of its immediate upper floors.
6. The internal areas of the residential properties on the upper floors will generally be slightly larger than those on the lower floors because of the reducing thickness of the structural walls on the upper floors.
7. The ceiling height of some units may vary due to structural, architectural and/or decoration design variations.
8. The indications of fittings such as sinks, bathtubs, toilet bowls and wash basins, etc shown on the floors plans are indications of approximate locations only and not indications of their actual size, design or shapes.
9. Please refer to the reference of the legend shown on the floor plans on page 20 of this sales brochure.

備註：

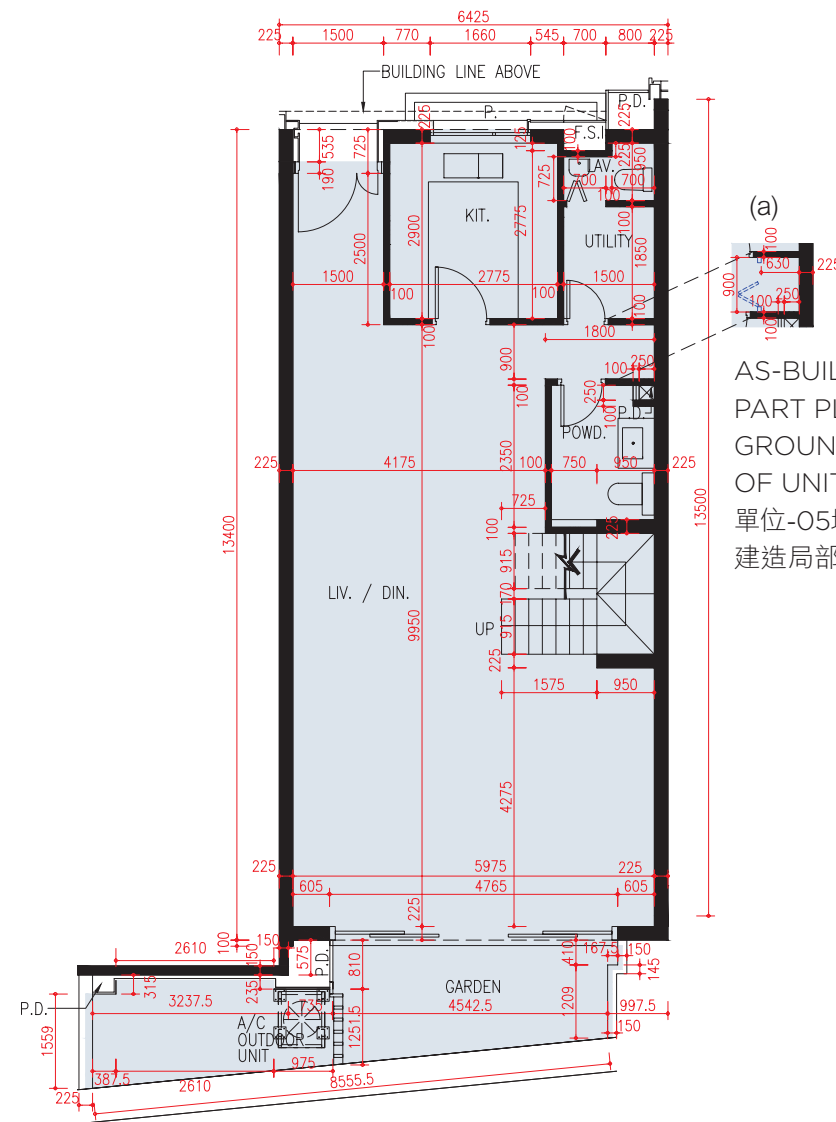
1. 平面圖所列之數字為以毫米標示之建築結構尺寸。
2. 部分單位及洋房外牆設有建築裝飾及/或外露喉管。
3. 部分單位及洋房的平台及/或外牆處/旁邊設有外露及/或隱藏外牆裝飾板內之公用喉管。
4. 部分單位及洋房客廳、飯廳、睡房、浴室、廁所及/或廚房等有假天花及/或有跌級樓板以內藏冷氣系統及/或機電設備。
5. 層與層之間的高度指該樓層之石屎地台面與上一層石屎地台面之高度距離。
6. 因住宅物業的較高樓層的結構牆的厚度遞減，較高樓層的內部面積，一般比較低樓層的內部面積稍大。
7. 部分單位之天花高度將會因應結構、建築設計及/或裝修設計上的需要有差異。
8. 樓面平面圖所示之裝置如洗滌盤、浴缸、坐廁及洗面盆等只供展示其大約位置而非展示其實際大小、設計或形狀。
9. 請參閱本售樓說明書第20頁的平面圖上圖例的參考。

# FLOOR PLANS OF RESIDENTIAL PROPERTIES IN THE DEVELOPMENT

## 發展項目的住宅物業的樓面平面圖

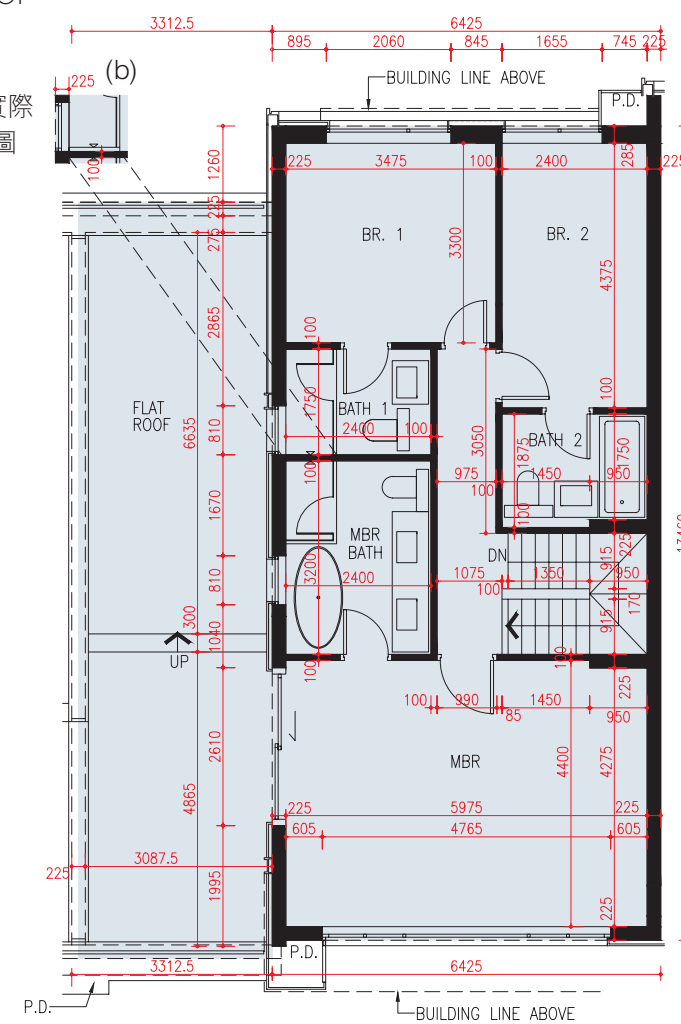
### UNIT-05 單位-05

0 1 2 3 4 5m (米)



GROUND FLOOR PLAN  
地下層平面圖

AS-BUILT  
PART PLAN OF  
1st FLOOR  
OF UNIT-05  
單位-05一樓實際  
建造局部平面圖



1st FLOOR PLAN  
一樓平面圖

These as-built part plans show the alteration works done to Ground Floor and 1st Floor of UNIT-05. Please refer to page 44 for details of the exempted works made to this unit.

此單位-05地下及一樓實際建造局部平面圖顯示其已改動工程。有關此單位獲豁免的工程改動之詳情，請參考第44頁。

# FLOOR PLANS OF RESIDENTIAL PROPERTIES IN THE DEVELOPMENT

## 發展項目的住宅物業的樓面平面圖

UNIT-05 單位-05		
Floor 樓層	The Thickness of floor slabs (excluding plaster) of each unit (mm) 每座單位的樓板（不包括灰泥）的厚度（毫米）	The floor-to-floor height of each unit (mm) 每座單位的層與層之間的高度（毫米）
G/F 地下	150, 200	2800, 3100
1/F 一樓	200	2750, 3050, 3100, 3400

Alterations to UNIT-05 have been made by way of minor works or exempted works under the Buildings Ordinance (Cap. 123) after completion of the Development. The approximate locations of the alterations are indicated in the as-built part plans and the alterations are set out below (with the numbering below corresponding to the remarks in the as-built part plan):

(a) New slide folding door added.

(b) New furring wall added.

Please refer to the as-built part plans on page 43.

單位-05在發展項目落成後因進行小型工程或獲《建築物條例》(第123章)豁免的工程而有所改動。該等改動之大概位置於實際建造局部平面圖標示，及該等改動列出如下(下述編號對應實際建造局部平面圖中的附註)：

(a) 新加趟摺門。

(b) 新加墊牆。

請參考第43頁之實際建造局部平面圖。

Remarks:

1. The dimensions of floor plans are all structural dimensions in millimetre.
2. There may be architectural features and/or exposed pipes on external walls of some units and houses.
3. Common pipes exposed and/or enclosed in cladding are located at/adjacent to flat roof and/or external wall of some units and houses.
4. There are ceiling bulkheads and/or sunken slab at some units and houses at Living Room, Dining Room, Bedrooms, Bathrooms, Lavatory and/or Kitchen etc. of some units and houses for the air-conditioning system and/or Mechanical and Electrical services.
5. Floor-to-floor height refers to the height between the top surface of the structural slab of a floor and the top surface of the structural slab of its immediate upper floors.
6. The internal areas of the residential properties on the upper floors will generally be slightly larger than those on the lower floors because of the reducing thickness of the structural walls on the upper floors.
7. The ceiling height of some units may vary due to structural, architectural and/or decoration design variations.
8. The indications of fittings such as sinks, bathtubs, toilet bowls and wash basins, etc shown on the floors plans are indications of approximate locations only and not indications of their actual size, design or shapes.
9. Please refer to the reference of the legend shown on the floor plans on page 20 of this sales brochure.

備註：

1. 平面圖所列之數字為以毫米標示之建築結構尺寸。
2. 部分單位及洋房外牆設有建築裝飾及/或外露喉管。
3. 部分單位及洋房的平台及/或外牆處/旁邊設有外露及/或隱藏外牆裝飾板內之公用喉管。
4. 部分單位及洋房客廳、飯廳、睡房、浴室、廁所及/或廚房等有假天花及/或有跌級樓板以內藏冷氣系統及/或機電設備。
5. 層與層之間的高度指該樓層之石屎地台面與上一層石屎地台面之高度距離。
6. 因住宅物業的較高樓層的結構牆的厚度遞減，較高樓層的內部面積，一般比較低樓層的內部面積稍大。
7. 部分單位之天花高度將會因應結構、建築設計及/或裝修設計上的需要有差異。
8. 樓面平面圖所示之裝置如洗滌盤、浴缸、坐廁及洗面盆等只供展示其大約位置而非展示其實際大小、設計或形狀。
9. 請參閱本售樓說明書第20頁的平面圖上圖例的參考。

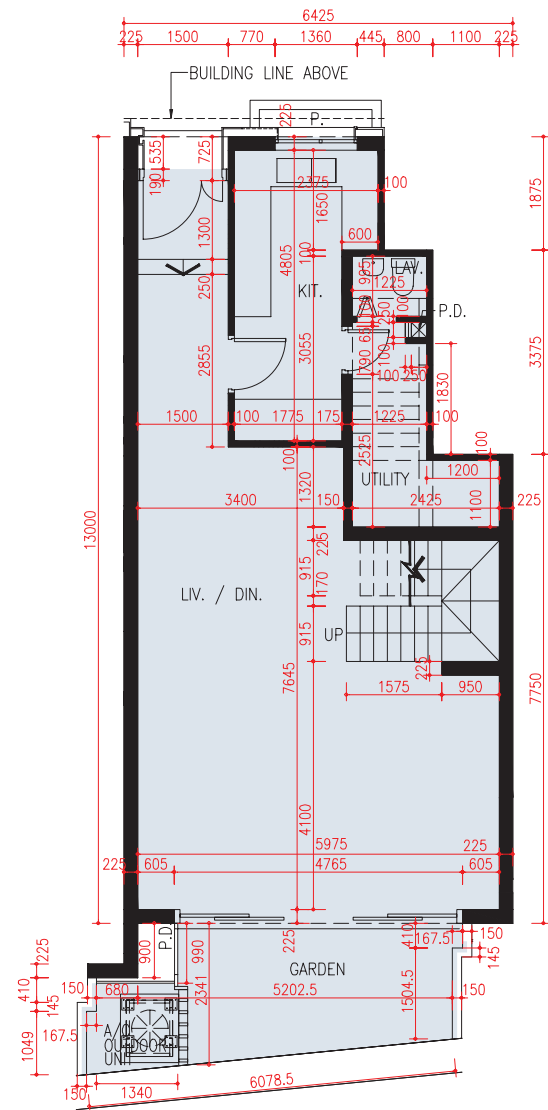


# FLOOR PLANS OF RESIDENTIAL PROPERTIES IN THE DEVELOPMENT

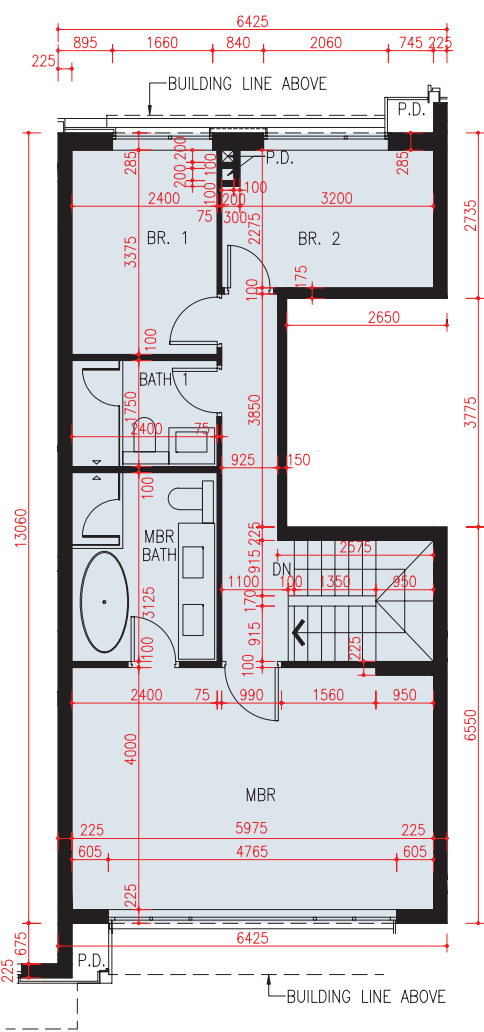
## 發展項目的住宅物業的樓面平面圖

### UNIT-06 單位-06

0 1 2 3 4 5m (米)



GROUND FLOOR PLAN  
地下層平面圖



1st FLOOR PLAN  
一樓平面圖

# FLOOR PLANS OF RESIDENTIAL PROPERTIES IN THE DEVELOPMENT

## 發展項目的住宅物業的樓面平面圖

UNIT-06 單位-06		
Floor 樓層	The Thickness of floor slabs (excluding plaster) of each unit (mm) 每座單位的樓板（不包括灰泥）的厚度（毫米）	The floor-to-floor height of each unit (mm) 每座單位的層與層之間的高度（毫米）
G/F 地下	200	2765, 3100
1/F 一樓	150, 200	2800, 2850, 3100

Remarks:

1. The dimensions of floor plans are all structural dimensions in millimetre.
2. There may be architectural features and/or exposed pipes on external walls of some units and houses.
3. Common pipes exposed and/or enclosed in cladding are located at/adjacent to flat roof and/or external wall of some units and houses.
4. There are ceiling bulkheads and/or sunken slab at some units and houses at Living Room, Dining Room, Bedrooms, Bathrooms, Lavatory and/or Kitchen etc. of some units and houses for the air-conditioning system and/or Mechanical and Electrical services.
5. Floor-to-floor height refers to the height between the top surface of the structural slab of a floor and the top surface of the structural slab of its immediate upper floors.
6. The internal areas of the residential properties on the upper floors will generally be slightly larger than those on the lower floors because of the reducing thickness of the structural walls on the upper floors.
7. The ceiling height of some units may vary due to structural, architectural and/or decoration design variations.
8. The indications of fittings such as sinks, bathtubs, toilet bowls and wash basins, etc shown on the floors plans are indications of approximate locations only and not indications of their actual size, design or shapes.
9. Please refer to the reference of the legend shown on the floor plans on page 20 of this sales brochure.

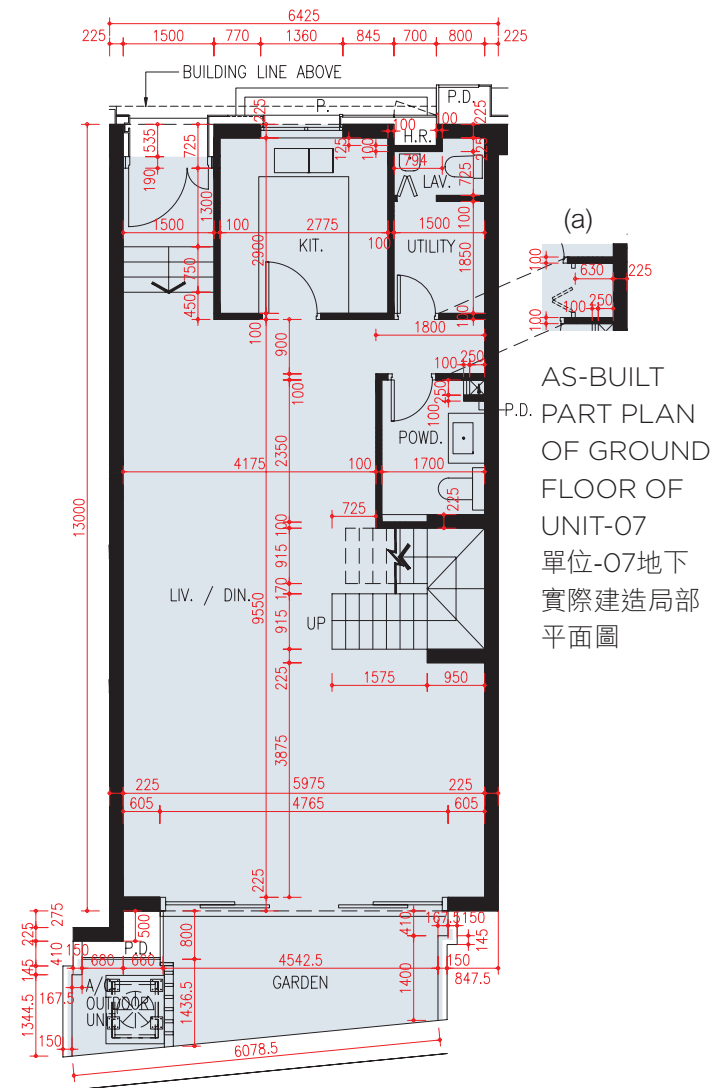
備註：

1. 平面圖所列之數字為以毫米標示之建築結構尺寸。
2. 部分單位及洋房外牆設有建築裝飾及/或外露喉管。
3. 部分單位及洋房的平台及/或外牆處/旁邊設有外露及/或隱藏外牆裝飾板內之公用喉管。
4. 部分單位及洋房客廳、飯廳、睡房、浴室、廁所及/或廚房等有假天花及/或有跌級樓板以內藏冷氣系統及/或機電設備。
5. 層與層之間的高度指該樓層之石屎地台面與上一層石屎地台面之高度距離。
6. 因住宅物業的較高樓層的結構牆的厚度遞減，較高樓層的內部面積，一般比較低樓層的內部面積稍大。
7. 部分單位之天花高度將會因應結構、建築設計及/或裝修設計上的需要有差異。
8. 樓面平面圖所示之裝置如洗滌盤、浴缸、坐廁及洗面盆等只供展示其大約位置而非展示其實際大小、設計或形狀。
9. 請參閱本售樓說明書第20頁的平面圖上圖例的參考。

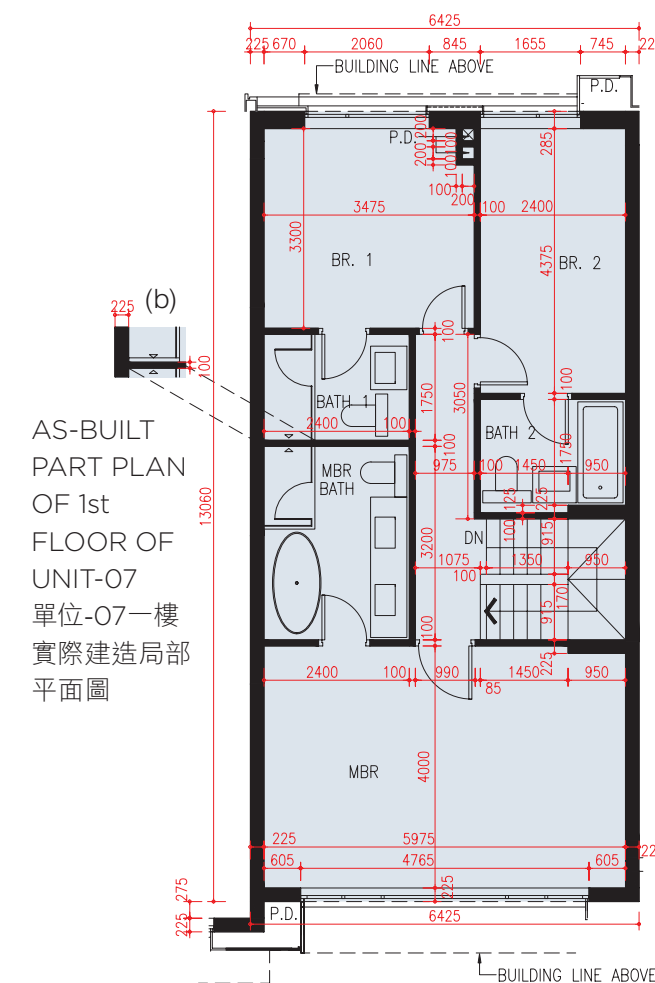
# FLOOR PLANS OF RESIDENTIAL PROPERTIES IN THE DEVELOPMENT 發展項目的住宅物業的樓面平面圖

## UNIT-07 單位-07

0 1 2 3 4 5m (米)



GROUND FLOOR PLAN  
地下層平面圖



1st FLOOR PLAN  
一樓平面圖

These as-built part plans show the alteration works done to Ground Floor and 1st Floor of UNIT-07. Please refer to page 48 for details of the exempted works made to this unit.

此單位-07地下及一樓實際建造局部平面圖顯示其已改動工程。有關此單位獲豁免的工程改動之詳情，請參考第48頁。

# FLOOR PLANS OF RESIDENTIAL PROPERTIES IN THE DEVELOPMENT

## 發展項目的住宅物業的樓面平面圖

UNIT-07 單位-07		
Floor 樓層	The Thickness of floor slabs (excluding plaster) of each unit (mm) 每座單位的樓板（不包括灰泥）的厚度（毫米）	The floor-to-floor height of each unit (mm) 每座單位的層與層之間的高度（毫米）
G/F 地下	150, 200	2550, 2800, 3100
1/F 一樓	150, 200	2730, 3030, 3100, 3400

Alterations to UNIT-07 have been made by way of minor works or exempted works under the Buildings Ordinance (Cap. 123) after completion of the Development. The approximate locations of the alterations are indicated in the as-built part plans and the alterations are set out below (with the numbering below corresponding to the remarks in the as-built part plan):

(a) New slide folding door added.

(b) New furring wall added.

Please refer to the as-built part plans on page 47.

單位-07在發展項目落成後因進行小型工程或獲《建築物條例》(第123章)豁免的工程而有所改動。該等改動之大概位置於實際建造局部平面圖標示，及該等改動列出如下(下述編號對應實際建造局部平面圖中的附註)：

(a) 新加趟摺門。

(b) 新增墊牆。

請參考第47頁之實際建造局部平面圖。

Remarks:

1. The dimensions of floor plans are all structural dimensions in millimetre.
2. There may be architectural features and/or exposed pipes on external walls of some units and houses.
3. Common pipes exposed and/or enclosed in cladding are located at/adjacent to flat roof and/or external wall of some units and houses.
4. There are ceiling bulkheads and/or sunken slab at some units and houses at Living Room, Dining Room, Bedrooms, Bathrooms, Lavatory and/or Kitchen etc. of some units and houses for the air-conditioning system and/or Mechanical and Electrical services.
5. Floor-to-floor height refers to the height between the top surface of the structural slab of a floor and the top surface of the structural slab of its immediate upper floors.
6. The internal areas of the residential properties on the upper floors will generally be slightly larger than those on the lower floors because of the reducing thickness of the structural walls on the upper floors.
7. The ceiling height of some units may vary due to structural, architectural and/or decoration design variations.
8. The indications of fittings such as sinks, bathtubs, toilet bowls and wash basins, etc shown on the floors plans are indications of approximate locations only and not indications of their actual size, design or shapes.
9. Please refer to the reference of the legend shown on the floor plans on page 20 of this sales brochure.

備註：

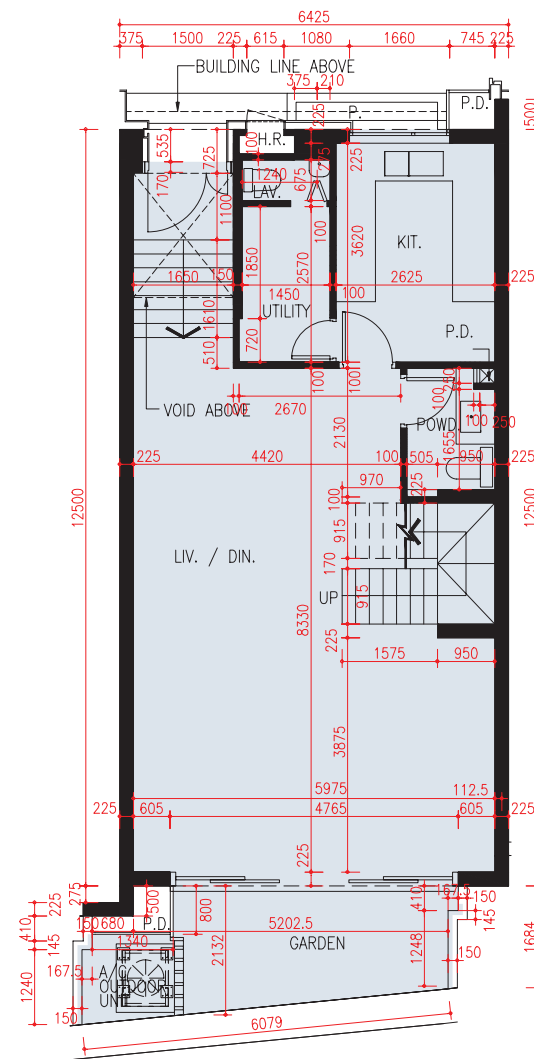
1. 平面圖所列之數字為以毫米標示之建築結構尺寸。
2. 部分單位及洋房外牆設有建築裝飾及/或外露喉管。
3. 部分單位及洋房的平台及/或外牆處/旁邊設有外露及/或隱藏外牆裝飾板內之公用喉管。
4. 部分單位及洋房客廳、飯廳、睡房、浴室、廁所及/或廚房等有假天花及/或有跌級樓板以內藏冷氣系統及/或機電設備。
5. 層與層之間的高度指該樓層之石屎地台面與上一層石屎地台面之高度距離。
6. 因住宅物業的較高樓層的結構牆的厚度遞減，較高樓層的內部面積，一般比較低樓層的內部面積稍大。
7. 部分單位之天花高度將會因應結構、建築設計及/或裝修設計上的需要有差異。
8. 樓面平面圖所示之裝置如洗滌盤、浴缸、坐廁及洗面盆等只供展示其大約位置而非展示其實際大小、設計或形狀。
9. 請參閱本售樓說明書第20頁的平面圖上圖例的參考。



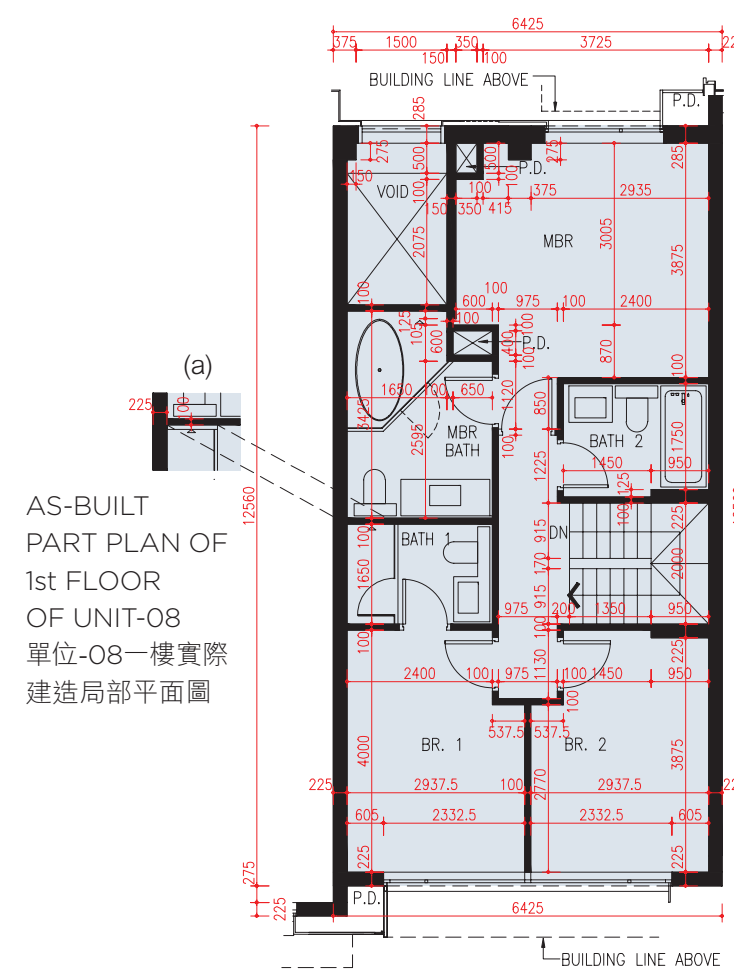
# FLOOR PLANS OF RESIDENTIAL PROPERTIES IN THE DEVELOPMENT 發展項目的住宅物業的樓面平面圖

## UNIT-08 單位-08

0 1 2 3 4 5m (米)



GROUND FLOOR PLAN  
地下層平面圖



1st FLOOR PLAN  
一樓平面圖

(a)  
AS-BUILT  
PART PLAN OF  
1st FLOOR  
OF UNIT-08  
單位-08一樓實際  
建造局部平面圖

This as-built part plan shows the alteration work done to 1st Floor of UNIT-08. Please refer to page 50 for details of the exempted works made to this unit.

此單位-08一樓實際建造局部平面圖顯示其已改動工程。  
有關此單位獲豁免的工程改動之詳情，請參考第50頁。

# FLOOR PLANS OF RESIDENTIAL PROPERTIES IN THE DEVELOPMENT

## 發展項目的住宅物業的樓面平面圖

UNIT-08 單位-08		
Floor 樓層	The Thickness of floor slabs (excluding plaster) of each unit (mm) 每座單位的樓板（不包括灰泥）的厚度（毫米）	The floor-to-floor height of each unit (mm) 每座單位的層與層之間的高度（毫米）
G/F 地下	150, 200	2800, 3100, 4900
1/F 一樓	150, 200	2730, 3030, 3100, 3400

Alteration to UNIT-08 has been made by way of minor works or exempted works under the Buildings Ordinance (Cap. 123) after completion of the Development. The approximate location of the alteration is indicated in the as-built part plan and the alteration is set out below (with the numbering below corresponding to the remarks in the as-built part plan):

(a) New furring wall added.

Please refer to the as-built part plan on page 49.

單位-08在發展項目落成後因進行小型工程或獲《建築物條例》（第123章）豁免的工程而有所改動。該改動之大概位置於實際建造局部平面圖標示，及該改動列出如下（下述編號對應實際建造局部平面圖中的附註）：

(a) 新增墊牆。

請參考第49頁之實際建造局部平面圖。

Remarks:

- The dimensions of floor plans are all structural dimensions in millimetre.
- There may be architectural features and/or exposed pipes on external walls of some units and houses.
- Common pipes exposed and/or enclosed in cladding are located at/adjacent to flat roof and/or external wall of some units and houses.
- There are ceiling bulkheads and/or sunken slab at some units and houses at Living Room, Dining Room, Bedrooms, Bathrooms, Lavatory and/or Kitchen etc. of some units and houses for the air-conditioning system and/or Mechanical and Electrical services.
- Floor-to-floor height refers to the height between the top surface of the structural slab of a floor and the top surface of the structural slab of its immediate upper floors.
- The internal areas of the residential properties on the upper floors will generally be slightly larger than those on the lower floors because of the reducing thickness of the structural walls on the upper floors.
- The ceiling height of some units may vary due to structural, architectural and/or decoration design variations.
- The indications of fittings such as sinks, bathtubs, toilet bowls and wash basins, etc shown on the floors plans are indications of approximate locations only and not indications of their actual size, design or shapes.
- Please refer to the reference of the legend shown on the floor plans on page 20 of this sales brochure.

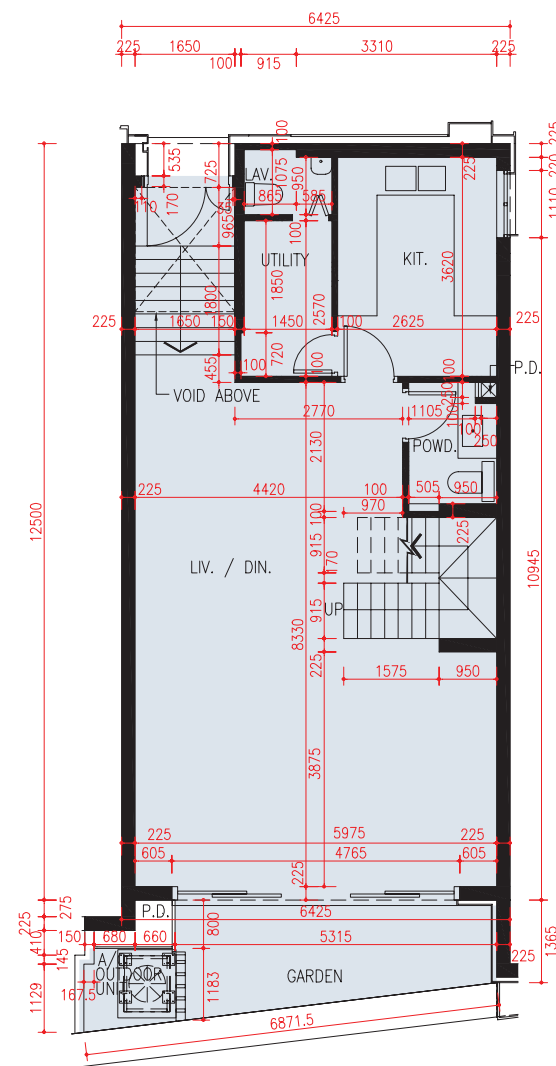
備註：

- 平面圖所列之數字為以毫米標示之建築結構尺寸。
- 部分單位及洋房外牆設有建築裝飾及/或外露喉管。
- 部分單位及洋房的平台及/或外牆處/旁邊設有外露及/或隱藏外牆裝飾板內之公用喉管。
- 部分單位及洋房客廳、飯廳、睡房、浴室、廁所及/或廚房等有假天花及/或有跌級樓板以內藏冷氣系統及/或機電設備。
- 層與層之間的高度指該樓層之石屎地台面與上一層石屎地台面之高度距離。
- 因住宅物業的較高樓層的結構牆的厚度遞減，較高樓層的內部面積，一般比較低樓層的內部面積稍大。
- 部分單位之天花高度將會因應結構、建築設計及/或裝修設計上的需要有差異。
- 樓面平面圖所示之裝置如洗滌盤、浴缸、坐廁及洗面盆等只供展示其大約位置而非展示其實際大小、設計或形狀。
- 請參閱本售樓說明書第20頁的平面圖上圖例的參考。

# FLOOR PLANS OF RESIDENTIAL PROPERTIES IN THE DEVELOPMENT 發展項目的住宅物業的樓面平面圖

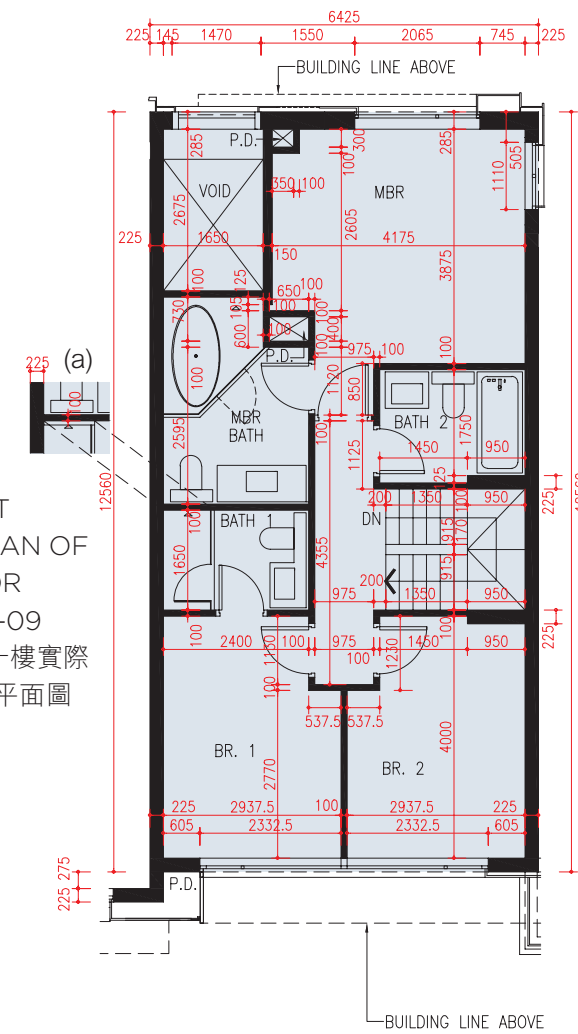
## UNIT-09 單位-09

0 1 2 3 4 5m (米)



GROUND FLOOR PLAN  
地下層平面圖

AS-BUILT  
PART PLAN OF  
1st FLOOR  
OF UNIT-09  
單位-09一樓實際  
建造局部平面圖



1st FLOOR PLAN  
一樓平面圖

This as-built part plan shows the alteration work done to 1st Floor of UNIT-09. Please refer to page 52 for details of the exempted works made to this unit.

此單位-09一樓實際建造局部平面圖顯示其已改動工程。  
有關此單位獲豁免的工程改動之詳情，請參考第52頁。

# FLOOR PLANS OF RESIDENTIAL PROPERTIES IN THE DEVELOPMENT

## 發展項目的住宅物業的樓面平面圖

UNIT-09 單位-09		
Floor 樓層	The Thickness of floor slabs (excluding plaster) of each unit (mm) 每座單位的樓板 (不包括灰泥) 的厚度 (毫米)	The floor-to-floor height of each unit (mm) 每座單位的層與層之間的高度 (毫米)
G/F 地下	150, 200	2800, 3100, 4890
1/F 一樓	200	2800, 3100, 3400

Alteration to UNIT-09 has been made by way of minor works or exempted works under the Buildings Ordinance (Cap. 123) after completion of the Development. The approximate location of the alteration is indicated in the as-built part plan and the alteration is set out below (with the numbering below corresponding to the remarks in the as-built part plan):

(a) New furring wall added.

Please refer to the as-built part plan on page 51.

單位-09在發展項目落成後因進行小型工程或獲《建築物條例》(第123章)豁免的工程而有所改動。該改動之大概位置於實際建造局部平面圖標示，及該改動列出如下(下述編號對應實際建造局部平面圖中的附註)：

(a) 新增墊牆。

請參考第51頁之實際建造局部平面圖。

Remarks:

1. The dimensions of floor plans are all structural dimensions in millimetre.
2. There may be architectural features and/or exposed pipes on external walls of some units and houses.
3. Common pipes exposed and/or enclosed in cladding are located at/adjacent to flat roof and/or external wall of some units and houses.
4. There are ceiling bulkheads and/or sunken slab at some units and houses at Living Room, Dining Room, Bedrooms, Bathrooms, Lavatory and/or Kitchen etc. of some units and houses for the air-conditioning system and/or Mechanical and Electrical services.
5. Floor-to-floor height refers to the height between the top surface of the structural slab of a floor and the top surface of the structural slab of its immediate upper floors.
6. The internal areas of the residential properties on the upper floors will generally be slightly larger than those on the lower floors because of the reducing thickness of the structural walls on the upper floors.
7. The ceiling height of some units may vary due to structural, architectural and/or decoration design variations.
8. The indications of fittings such as sinks, bathtubs, toilet bowls and wash basins, etc shown on the floors plans are indications of approximate locations only and not indications of their actual size, design or shapes.
9. Please refer to the reference of the legend shown on the floor plans on page 20 of this sales brochure.

備註：

1. 平面圖所列之數字為以毫米標示之建築結構尺寸。
2. 部分單位及洋房外牆設有建築裝飾及/或外露喉管。
3. 部分單位及洋房的平台及/或外牆處/旁邊設有外露及/或隱藏外牆裝飾板內之公用喉管。
4. 部分單位及洋房客廳、飯廳、睡房、浴室、廁所及/或廚房等有假天花及/或有跌級樓板以內藏冷氣系統及/或機電設備。
5. 層與層之間的高度指該樓層之石屎地台面與上一層石屎地台面之高度距離。
6. 因住宅物業的較高樓層的結構牆的厚度遞減，較高樓層的內部面積，一般比較低樓層的內部面積稍大。
7. 部分單位之天花高度將會因應結構、建築設計及/或裝修設計上的需要有差異。
8. 樓面平面圖所示之裝置如洗滌盤、浴缸、坐廁及洗面盆等只供展示其大約位置而非展示其實際大小、設計或形狀。
9. 請參閱本售樓說明書第20頁的平面圖上圖例的參考。

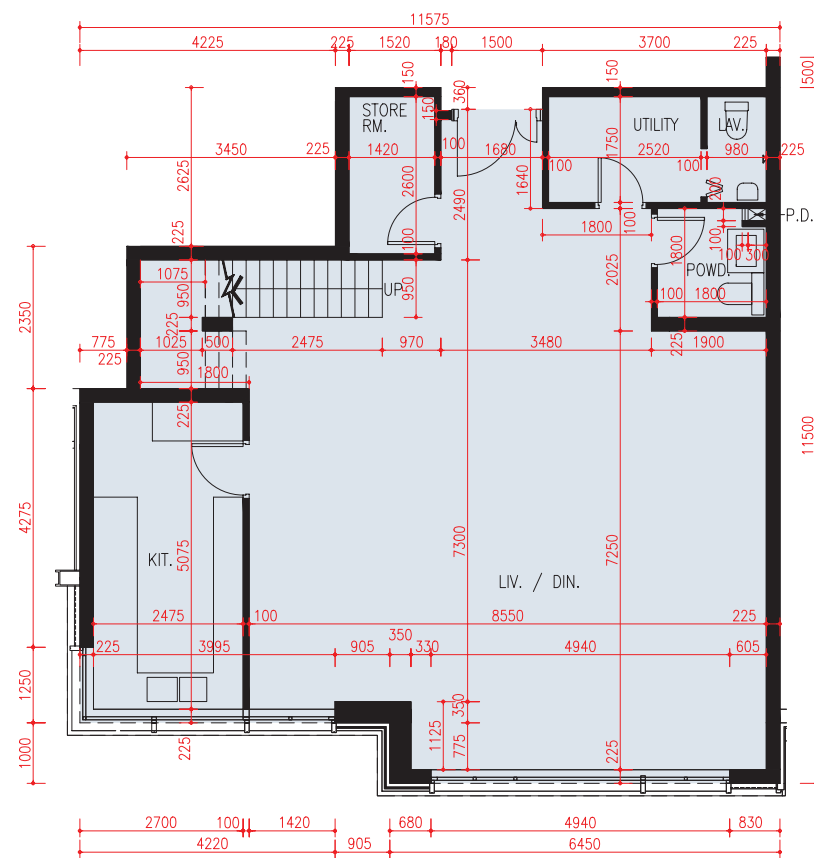


# FLOOR PLANS OF RESIDENTIAL PROPERTIES IN THE DEVELOPMENT

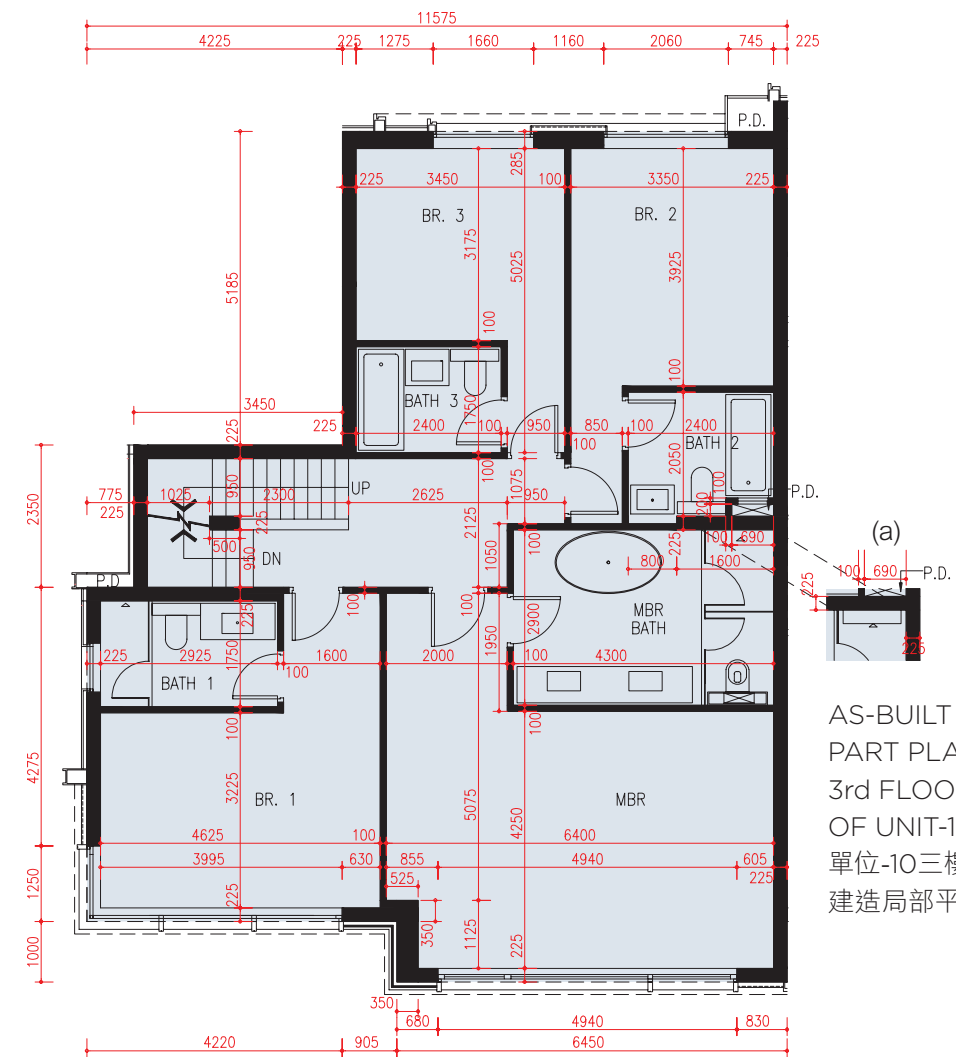
## 發展項目的住宅物業的樓面平面圖

### UNIT-10 單位-10

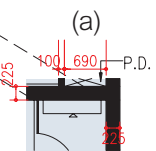
0 1 2 3 4 5m (米)



2nd FLOOR PLAN  
二樓平面圖



3rd FLOOR PLAN  
三樓平面圖



AS-BUILT  
PART PLAN OF  
3rd FLOOR  
OF UNIT-10  
單位-10三樓實際  
建造局部平面圖

This as-built part plan shows the alteration work done to 3rd Floor of UNIT-10. Please refer to page 55 for details of the exempted works made to this unit.

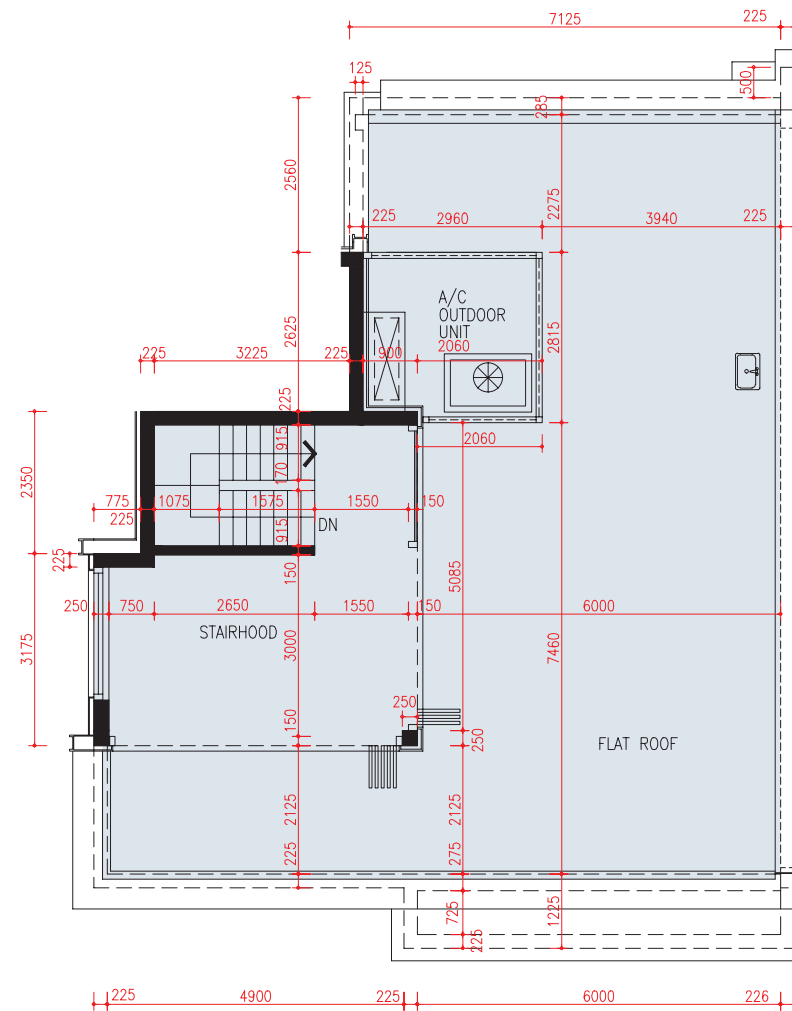
此單位-10三樓實際建造局部平面圖顯示其已改動工程。  
有關此單位獲豁免的工程改動之詳情，請參考第55頁。

# FLOOR PLANS OF RESIDENTIAL PROPERTIES IN THE DEVELOPMENT

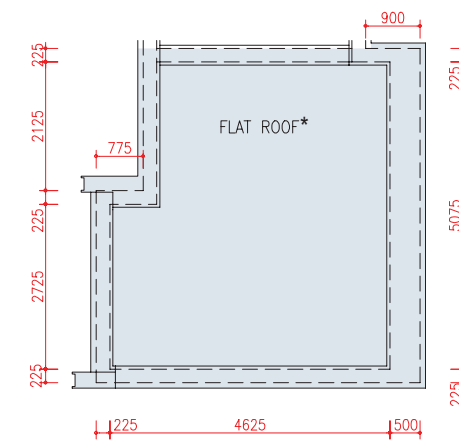
## 發展項目的住宅物業的樓面平面圖

### UNIT-10 單位-10

0 1 2 3 4 5m (米)



**ROOF FLOOR PLAN**  
天台平面圖



**TOP ROOF PLAN**  
頂層天台平面圖

\*The description of "Flat Roofs" as shown on the Top Roof Plan of UNIT-10 of the Development corresponds to the description in the latest Approved Building Plans of the Development but each of such Flat Roofs is described as Roof in the Area Schedule.

\*發展項目單位-10的頂層天台平面圖顯示為「平台」之描述，跟發展項目最新版本之批准的建築圖則上所描述的一致，惟每一個這樣的平台在面積表內描述為天台。

# FLOOR PLANS OF RESIDENTIAL PROPERTIES IN THE DEVELOPMENT

## 發展項目的住宅物業的樓面平面圖

UNIT-10 單位-10		
Floor 樓層	The Thickness of floor slabs (excluding plaster) of each unit (mm) 每座單位的樓板（不包括灰泥）的厚度（毫米）	The floor-to-floor height of each unit (mm) 每座單位的層與層之間的高度（毫米）
2/F 二樓	150, 200, 250	2800, 3100, 3150, 3450
3/F 三樓	200	3100, 3400
ROOF 天台	200	2350
TOP ROOF 頂層天台	N/A 不適用	N/A 不適用

Alteration to UNIT-10 has been made by way of minor works or exempted works under the Buildings Ordinance (Cap. 123) after completion of the Development. The approximate location of the alteration is indicated in the as-built part plan and the alteration is set out below (with the numbering below corresponding to the remarks in the as-built part plan):

(a) New furring wall added.

Please refer to the as-built part plan on page 53.

單位-10在發展項目落成後因進行小型工程或獲《建築物條例》(第123章)豁免的工程而有所改動。該改動之大概位置於實際建造局部平面圖標示，及該改動列出如下(下述編號對應實際建造局部平面圖中的附註)：

(a) 新增墊牆。

請參考第53頁之實際建造局部平面圖。

Remarks:

1. The dimensions of floor plans are all structural dimensions in millimetre.
2. There may be architectural features and/or exposed pipes on external walls of some units and houses.
3. Common pipes exposed and/or enclosed in cladding are located at/adjacent to flat roof and/or external wall of some units and houses.
4. There are ceiling bulkheads and/or sunken slab at some units and houses at Living Room, Dining Room, Bedrooms, Bathrooms, Lavatory and/or Kitchen etc. of some units and houses for the air-conditioning system and/or Mechanical and Electrical services.
5. Floor-to-floor height refers to the height between the top surface of the structural slab of a floor and the top surface of the structural slab of its immediate upper floors.
6. The internal areas of the residential properties on the upper floors will generally be slightly larger than those on the lower floors because of the reducing thickness of the structural walls on the upper floors.
7. The ceiling height of some units may vary due to structural, architectural and/or decoration design variations.
8. The indications of fittings such as sinks, bathtubs, toilet bowls and wash basins, etc shown on the floors plans are indications of approximate locations only and not indications of their actual size, design or shapes.
9. Please refer to the reference of the legend shown on the floor plans on page 20 of this sales brochure.

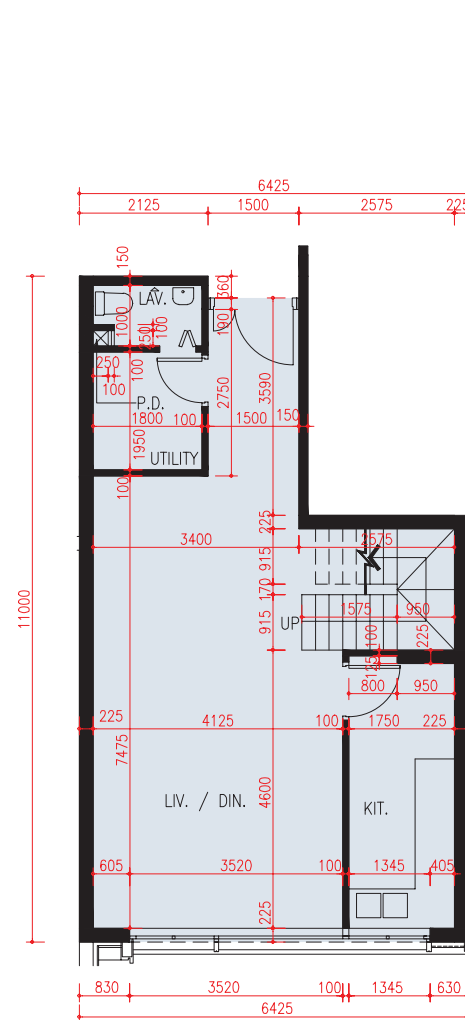
備註：

1. 平面圖所列之數字為以毫米標示之建築結構尺寸。
2. 部分單位及洋房外牆設有建築裝飾及/或外露喉管。
3. 部分單位及洋房的平台及/或外牆處/旁邊設有外露及/或隱藏外牆裝飾板內之公用喉管。
4. 部分單位及洋房客廳、飯廳、睡房、浴室、廁所及/或廚房等有假天花及/或有跌級樓板以內藏冷氣系統及/或機電設備。
5. 層與層之間的高度指該樓層之石屎地台面與上一層石屎地台面之高度距離。
6. 因住宅物業的較高樓層的結構牆的厚度遞減，較高樓層的內部面積，一般比較低樓層的內部面積稍大。
7. 部分單位之天花高度將會因應結構、建築設計及/或裝修設計上的需要有差異。
8. 樓面平面圖所示之裝置如洗滌盤、浴缸、坐廁及洗面盆等只供展示其大約位置而非展示其實際大小、設計或形狀。
9. 請參閱本售樓說明書第20頁的平面圖上圖例的參考。

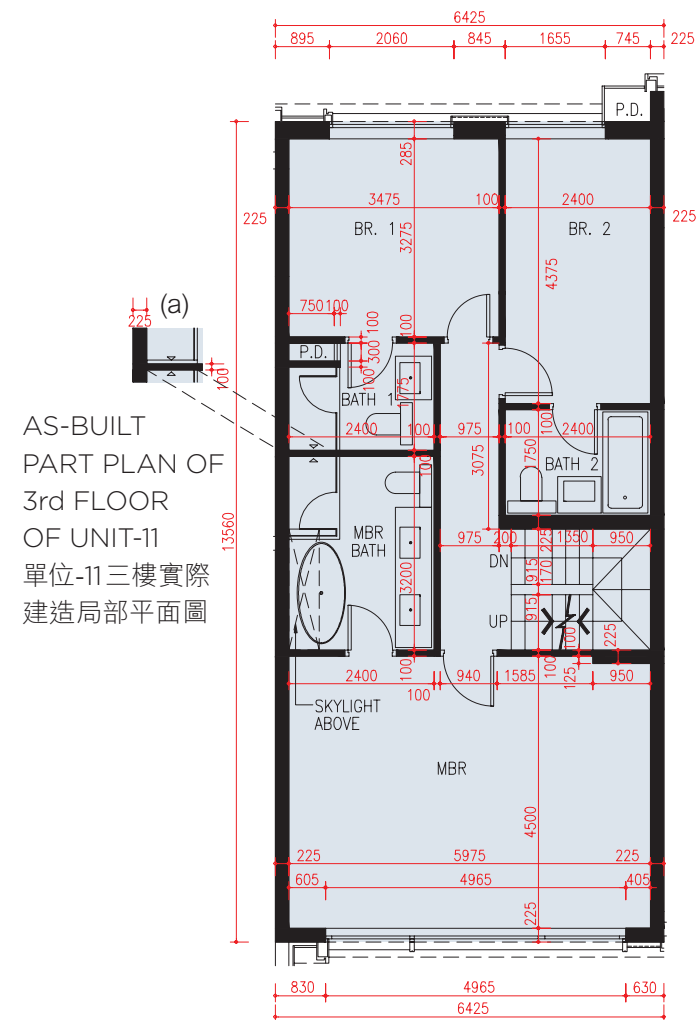
# FLOOR PLANS OF RESIDENTIAL PROPERTIES IN THE DEVELOPMENT 發展項目的住宅物業的樓面平面圖

## UNIT-11 單位-11

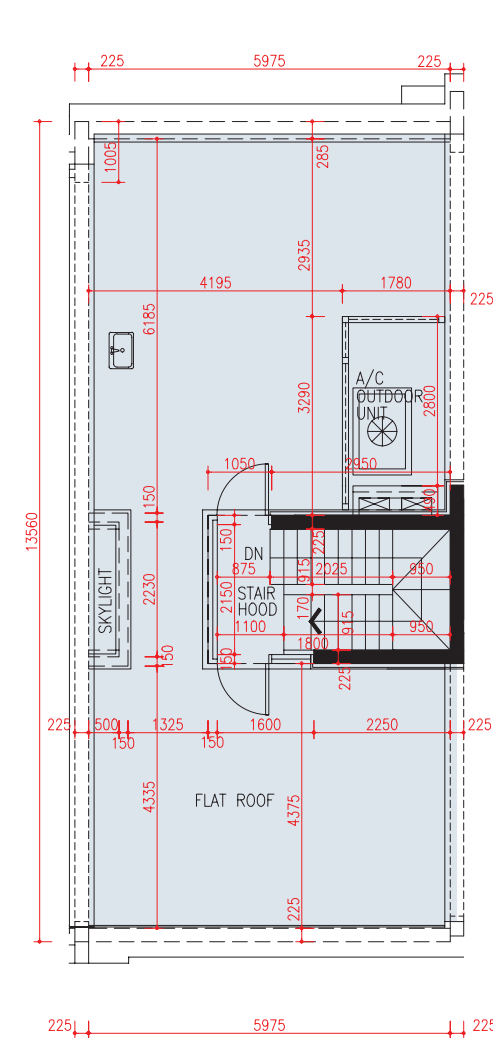
0 1 2 3 4 5m (米)



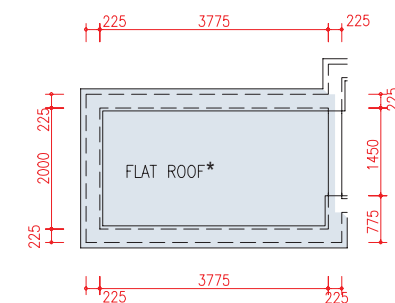
2nd FLOOR PLAN  
二樓平面圖



3rd FLOOR PLAN  
三樓平面圖



ROOF FLOOR PLAN  
天台平面圖



TOP ROOF PLAN  
頂層天台平面圖

This as-built part plan shows the alteration work done to 3rd Floor of UNIT-11. Please refer to page 57 for details of the exempted works made to this unit.

此單位-11三樓實際建造局部平面圖顯示其已改動工程。有關此單位獲豁免的工程改動之詳情，請參考第57頁。

\*The description of "Flat Roofs" as shown on the Top Roof Plan of UNIT-11 of the Development corresponds to the description in the latest Approved Building Plans of the Development but each of such Flat Roofs is described as Roof in the Area Schedule.

\*發展項目單位-11的頂層天台平面圖顯示為「平台」之描述，跟發展項目最新版本之批准的建築圖則上所描述的一致，惟每一個這樣的平台在面積表內描述為天台。



# FLOOR PLANS OF RESIDENTIAL PROPERTIES IN THE DEVELOPMENT

## 發展項目的住宅物業的樓面平面圖

UNIT-11 單位-11		
Floor 樓層	The Thickness of floor slabs (excluding plaster) of each unit (mm) 每座單位的樓板 (不包括灰泥) 的厚度 (毫米)	The floor-to-floor height of each unit (mm) 每座單位的層與層之間的高度 (毫米)
2/F 二樓	150, 200	3100, 3350, 3400
3/F 三樓	200	3100, 3400
ROOF 天台	200	2350
TOP ROOF 頂層天台	N/A 不適用	N/A 不適用

Alteration to UNIT-11 has been made by way of minor works or exempted works under the Buildings Ordinance (Cap. 123) after completion of the Development. The approximate location of the alteration is indicated in the as-built part plan and the alteration is set out below (with the numbering below corresponding to the remarks in the as-built part plan):

(a) New furring wall added.

Please refer to the as-built part plan on page 56.

單位-11在發展項目落成後因進行小型工程或獲《建築物條例》(第123章)豁免的工程而有所改動。該改動之大概位置於實際建造局部平面圖標示，及該改動列出如下(下述編號對應實際建造局部平面圖中的附註)：

(a) 新增墊牆。

請參考第56頁之實際建造局部平面圖。

Remarks:

1. The dimensions of floor plans are all structural dimensions in millimetre.
2. There may be architectural features and/or exposed pipes on external walls of some units and houses.
3. Common pipes exposed and/or enclosed in cladding are located at/adjacent to flat roof and/or external wall of some units and houses.
4. There are ceiling bulkheads and/or sunken slab at some units and houses at Living Room, Dining Room, Bedrooms, Bathrooms, Lavatory and/or Kitchen etc. of some units and houses for the air-conditioning system and/or Mechanical and Electrical services.
5. Floor-to-floor height refers to the height between the top surface of the structural slab of a floor and the top surface of the structural slab of its immediate upper floors.
6. The internal areas of the residential properties on the upper floors will generally be slightly larger than those on the lower floors because of the reducing thickness of the structural walls on the upper floors.
7. The ceiling height of some units may vary due to structural, architectural and/or decoration design variations.
8. The indications of fittings such as sinks, bathtubs, toilet bowls and wash basins, etc shown on the floors plans are indications of approximate locations only and not indications of their actual size, design or shapes.
9. Please refer to the reference of the legend shown on the floor plans on page 20 of this sales brochure.

備註：

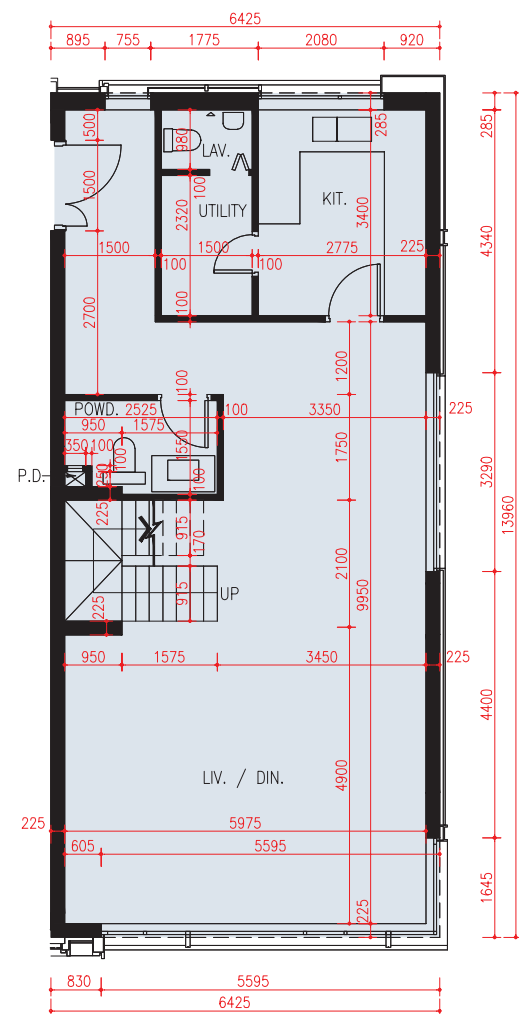
1. 平面圖所列之數字為以毫米標示之建築結構尺寸。
2. 部分單位及洋房外牆設有建築裝飾及/或外露喉管。
3. 部分單位及洋房的平台及/或外牆處/旁邊設有外露及/或隱藏外牆裝飾板內之公用喉管。
4. 部分單位及洋房客廳、飯廳、睡房、浴室、廁所及/或廚房等有假天花及/或有跌級樓板以內藏冷氣系統及/或機電設備。
5. 層與層之間的高度指該樓層之石屎地台面與上一層石屎地台面之高度距離。
6. 因住宅物業的較高樓層的結構牆的厚度遞減，較高樓層的內部面積，一般比較低樓層的內部面積稍大。
7. 部分單位之天花高度將會因應結構、建築設計及/或裝修設計上的需要有差異。
8. 樓面平面圖所示之裝置如洗滌盤、浴缸、坐廁及洗面盆等只供展示其大約位置而非展示其實際大小、設計或形狀。
9. 請參閱本售樓說明書第20頁的平面圖上圖例的參考。

# FLOOR PLANS OF RESIDENTIAL PROPERTIES IN THE DEVELOPMENT

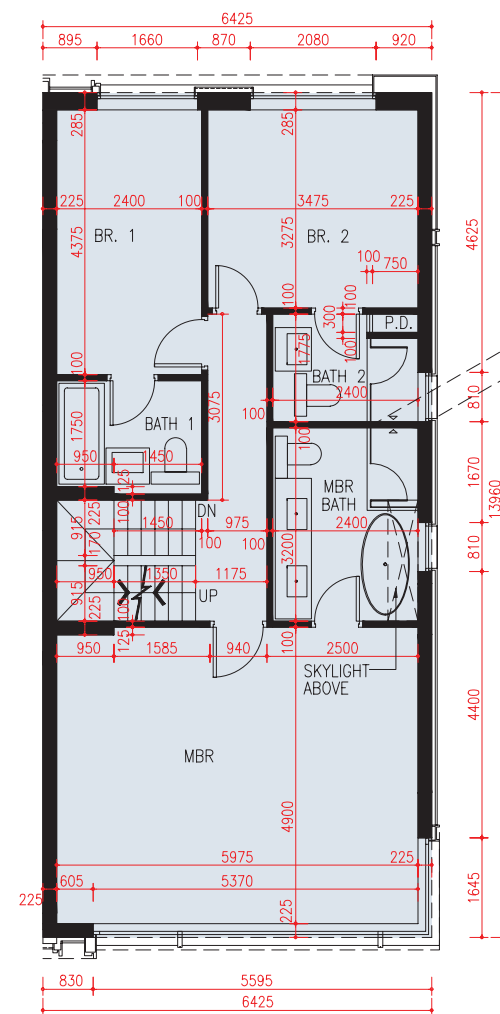
## 發展項目的住宅物業的樓面平面圖

### UNIT-12 單位-12

0 1 2 3 4 5m (米)

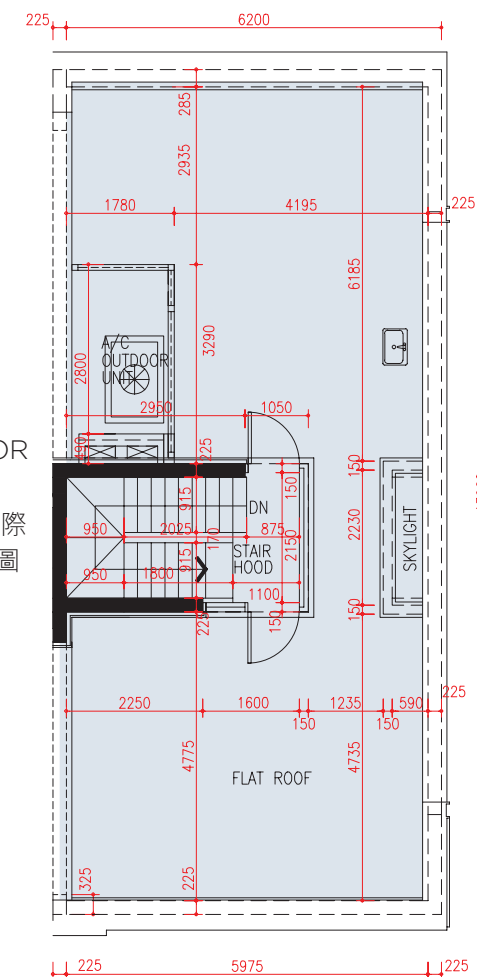


2nd FLOOR PLAN  
二樓平面圖

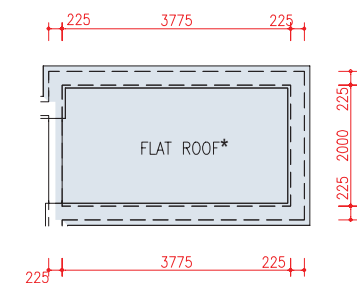


3rd FLOOR PLAN  
三樓平面圖

(a)  
AS-BUILT  
PART PLAN  
OF 3rd FLOOR  
OF UNIT-12  
單位-12三樓實際  
建造局部平面圖



ROOF FLOOR PLAN  
天台平面圖



TOP ROOF PLAN  
頂層天台平面圖

This as-built part plan shows the alteration work done to 3rd Floor of UNIT-12. Please refer to page 59 for details of the exempted works made to this unit.

此單位-12三樓實際建造局部平面圖顯示其已改動工程。有關此單位獲豁免的工程改動之詳情，請參考第59頁。

\*The description of "Flat Roofs" as shown on the Top Roof Plan of UNIT-12 of the Development corresponds to the description in the latest Approved Building Plans of the Development but each of such Flat Roofs is described as Roof in the Area Schedule.

\*發展項目單位-12的頂層天台平面圖顯示為「平台」之描述，跟發展項目最新版本之批准的建築圖則上所描述的一致，惟每一個這樣的平台在面積表內描述為天台。

# FLOOR PLANS OF RESIDENTIAL PROPERTIES IN THE DEVELOPMENT

## 發展項目的住宅物業的樓面平面圖

UNIT-12 單位-12		
Floor 樓層	The Thickness of floor slabs (excluding plaster) of each unit (mm) 每座單位的樓板（不包括灰泥）的厚度（毫米）	The floor-to-floor height of each unit (mm) 每座單位的層與層之間的高度（毫米）
2/F 二樓	150, 200	2800, 3100, 3150, 3450
3/F 三樓	200	3100, 3400
ROOF 天台	200	2350
TOP ROOF 頂層天台	N/A 不適用	N/A 不適用

Alteration to UNIT-12 has been made by way of minor works or exempted works under the Buildings Ordinance (Cap. 123) after completion of the Development. The approximate location of the alteration is indicated in the as-built part plan and the alteration is set out below (with the numbering below corresponding to the remarks in the as-built part plan):

(a) New furring wall added.

Please refer to the as-built part plan on page 58.

單位-12在發展項目落成後因進行小型工程或獲《建築物條例》(第123章)豁免的工程而有所改動。該改動之大概位置於實際建造局部平面圖標示，及該改動列出如下(下述編號對應實際建造局部平面圖中的附註)：

(a) 新增墊牆。

請參考第58頁之實際建造局部平面圖。

Remarks:

1. The dimensions of floor plans are all structural dimensions in millimetre.
2. There may be architectural features and/or exposed pipes on external walls of some units and houses.
3. Common pipes exposed and/or enclosed in cladding are located at/adjacent to flat roof and/or external wall of some units and houses.
4. There are ceiling bulkheads and/or sunken slab at some units and houses at Living Room, Dining Room, Bedrooms, Bathrooms, Lavatory and/or Kitchen etc. of some units and houses for the air-conditioning system and/or Mechanical and Electrical services.
5. Floor-to-floor height refers to the height between the top surface of the structural slab of a floor and the top surface of the structural slab of its immediate upper floors.
6. The internal areas of the residential properties on the upper floors will generally be slightly larger than those on the lower floors because of the reducing thickness of the structural walls on the upper floors.
7. The ceiling height of some units may vary due to structural, architectural and/or decoration design variations.
8. The indications of fittings such as sinks, bathtubs, toilet bowls and wash basins, etc shown on the floors plans are indications of approximate locations only and not indications of their actual size, design or shapes.
9. Please refer to the reference of the legend shown on the floor plans on page 20 of this sales brochure.

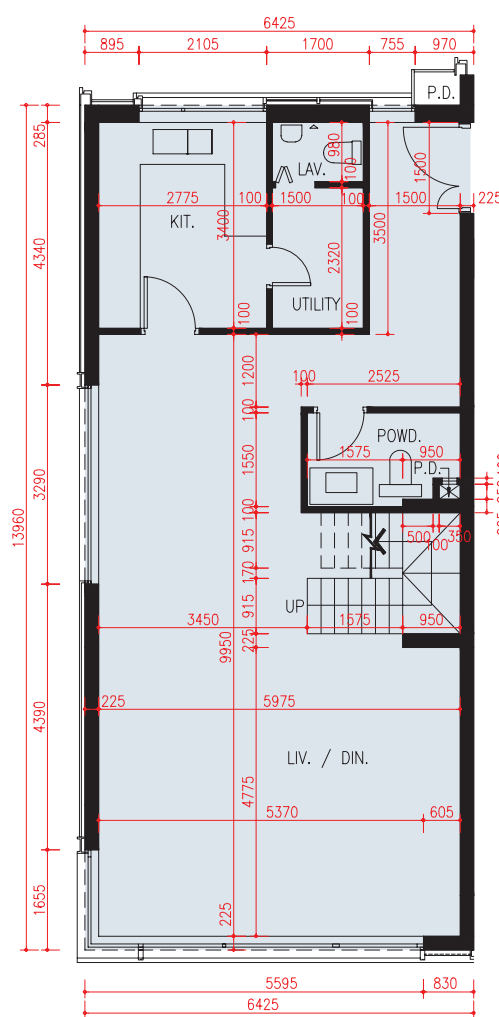
備註：

1. 平面圖所列之數字為以毫米標示之建築結構尺寸。
2. 部分單位及洋房外牆設有建築裝飾及/或外露喉管。
3. 部分單位及洋房的平台及/或外牆處/旁邊設有外露及/或隱藏外牆裝飾板內之公用喉管。
4. 部分單位及洋房客廳、飯廳、睡房、浴室、廁所及/或廚房等有假天花及/或有跌級樓板以內藏冷氣系統及/或機電設備。
5. 層與層之間的高度指該樓層之石屎地台面與上一層石屎地台面之高度距離。
6. 因住宅物業的較高樓層的結構牆的厚度遞減，較高樓層的內部面積，一般比較低樓層的內部面積稍大。
7. 部分單位之天花高度將會因應結構、建築設計及/或裝修設計上的需要有差異。
8. 樓面平面圖所示之裝置如洗滌盤、浴缸、坐廁及洗面盆等只供展示其大約位置而非展示其實際大小、設計或形狀。
9. 請參閱本售樓說明書第20頁的平面圖上圖例的參考。

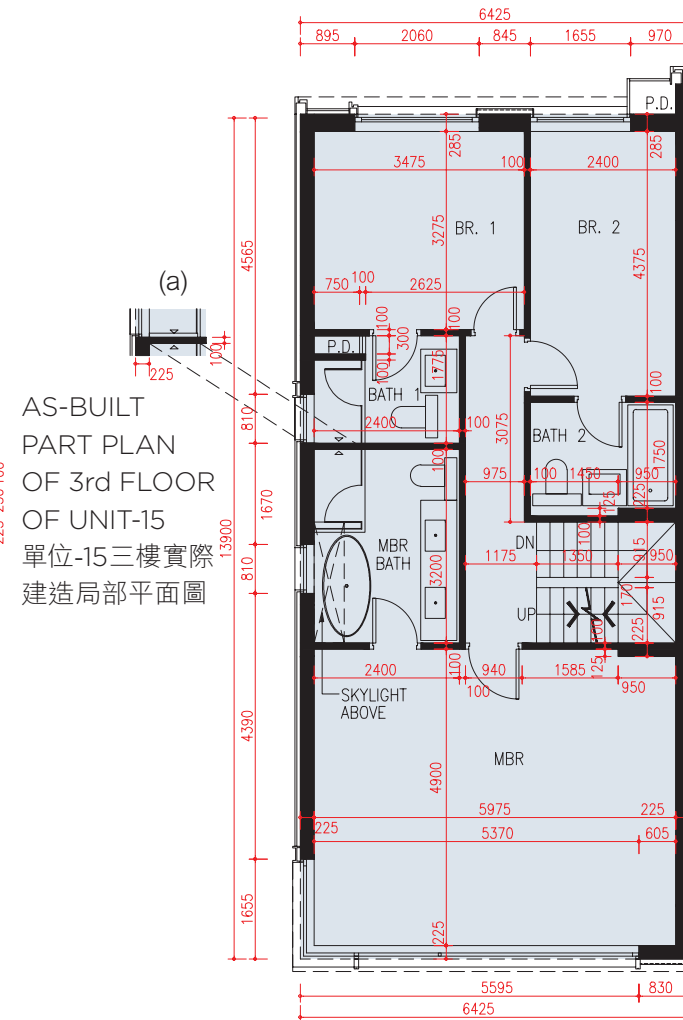
# FLOOR PLANS OF RESIDENTIAL PROPERTIES IN THE DEVELOPMENT 發展項目的住宅物業的樓面平面圖

## UNIT-15 單位-15

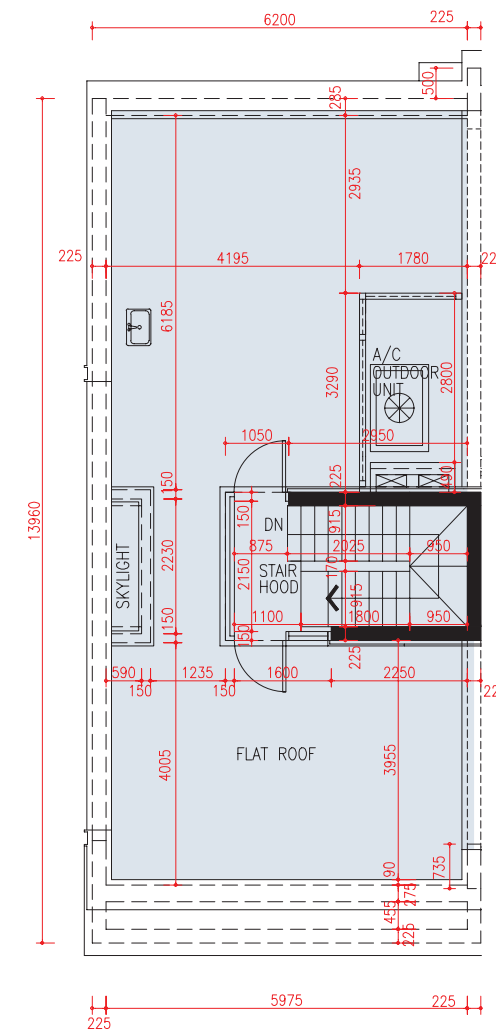
0 1 2 3 4 5m (米)



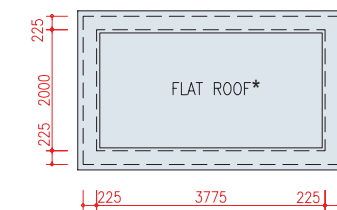
2nd FLOOR PLAN  
二樓平面圖



3rd FLOOR PLAN  
三樓平面圖



ROOF FLOOR PLAN  
天台平面圖



TOP ROOF PLAN  
頂層天台平面圖

This as-built part plan shows the alteration work done to 3rd Floor of UNIT-15. Please refer to page 61 for details of the exempted works made to this unit.

此單位-15三樓實際建造局部平面圖顯示其已改動工程。有關此單位獲豁免的工程改動之詳情，請參考第61頁。

\*The description of "Flat Roofs" as shown on the Top Roof Plan of UNIT-15 of the Development corresponds to the description in the latest Approved Building Plans of the Development but each of such Flat Roofs is described as Roof in the Area Schedule.

\*發展項目單位-15的頂層天台平面圖顯示為「平台」之描述，跟發展項目最新版本之批准的建築圖則上所描述的一致，惟每一個這樣的平台在面積表內描述為天台。



# FLOOR PLANS OF RESIDENTIAL PROPERTIES IN THE DEVELOPMENT

## 發展項目的住宅物業的樓面平面圖

UNIT-15 單位-15		
Floor 樓層	The Thickness of floor slabs (excluding plaster) of each unit (mm) 每座單位的樓板 (不包括灰泥) 的厚度 (毫米)	The floor-to-floor height of each unit (mm) 每座單位的層與層之間的高度 (毫米)
2/F 二樓	150, 200	2800, 3100, 3150, 3450
3/F 三樓	200	3100, 3400
ROOF 天台	200	2350
TOP ROOF 頂層天台	N/A 不適用	N/A 不適用

Alteration to UNIT-15 has been made by way of minor works or exempted works under the Buildings Ordinance (Cap. 123) after completion of the Development. The approximate location of the alteration is indicated in the as-built part plan and the alteration is set out below (with the numbering below corresponding to the remarks in the as-built part plan):

(a) New furring wall added.

Please refer to the as-built part plan on page 60.

單位-15在發展項目落成後因進行小型工程或獲《建築物條例》(第123章)豁免的工程而有所改動。該改動之大概位置於實際建造局部平面圖標示，及該改動列出如下(下述編號對應實際建造局部平面圖中的附註)：

(a) 新增墊牆。

請參考第60頁之實際建造局部平面圖。

Remarks:

1. The dimensions of floor plans are all structural dimensions in millimetre.
2. There may be architectural features and/or exposed pipes on external walls of some units and houses.
3. Common pipes exposed and/or enclosed in cladding are located at/adjacent to flat roof and/or external wall of some units and houses.
4. There are ceiling bulkheads and/or sunken slab at some units and houses at Living Room, Dining Room, Bedrooms, Bathrooms, Lavatory and/or Kitchen etc. of some units and houses for the air-conditioning system and/or Mechanical and Electrical services.
5. Floor-to-floor height refers to the height between the top surface of the structural slab of a floor and the top surface of the structural slab of its immediate upper floors.
6. The internal areas of the residential properties on the upper floors will generally be slightly larger than those on the lower floors because of the reducing thickness of the structural walls on the upper floors.
7. The ceiling height of some units may vary due to structural, architectural and/or decoration design variations.
8. The indications of fittings such as sinks, bathtubs, toilet bowls and wash basins, etc shown on the floors plans are indications of approximate locations only and not indications of their actual size, design or shapes.
9. Please refer to the reference of the legend shown on the floor plans on page 20 of this sales brochure.

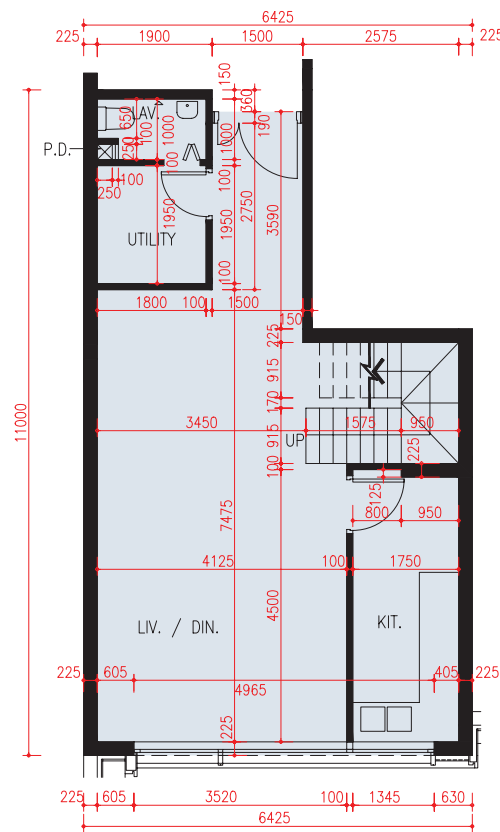
備註：

1. 平面圖所列之數字為以毫米標示之建築結構尺寸。
2. 部分單位及洋房外牆設有建築裝飾及/或外露喉管。
3. 部分單位及洋房的平台及/或外牆處/旁邊設有外露及/或隱藏外牆裝飾板內之公用喉管。
4. 部分單位及洋房客廳、飯廳、睡房、浴室、廁所及/或廚房等有假天花及/或有跌級樓板以內藏冷氣系統及/或機電設備。
5. 層與層之間的高度指該樓層之石屎地台面與上一層石屎地台面之高度距離。
6. 因住宅物業的較高樓層的結構牆的厚度遞減，較高樓層的內部面積，一般比較低樓層的內部面積稍大。
7. 部分單位之天花高度將會因應結構、建築設計及/或裝修設計上的需要有差異。
8. 樓面平面圖所示之裝置如洗滌盤、浴缸、坐廁及洗面盆等只供展示其大約位置而非展示其實際大小、設計或形狀。
9. 請參閱本售樓說明書第20頁的平面圖上圖例的參考。

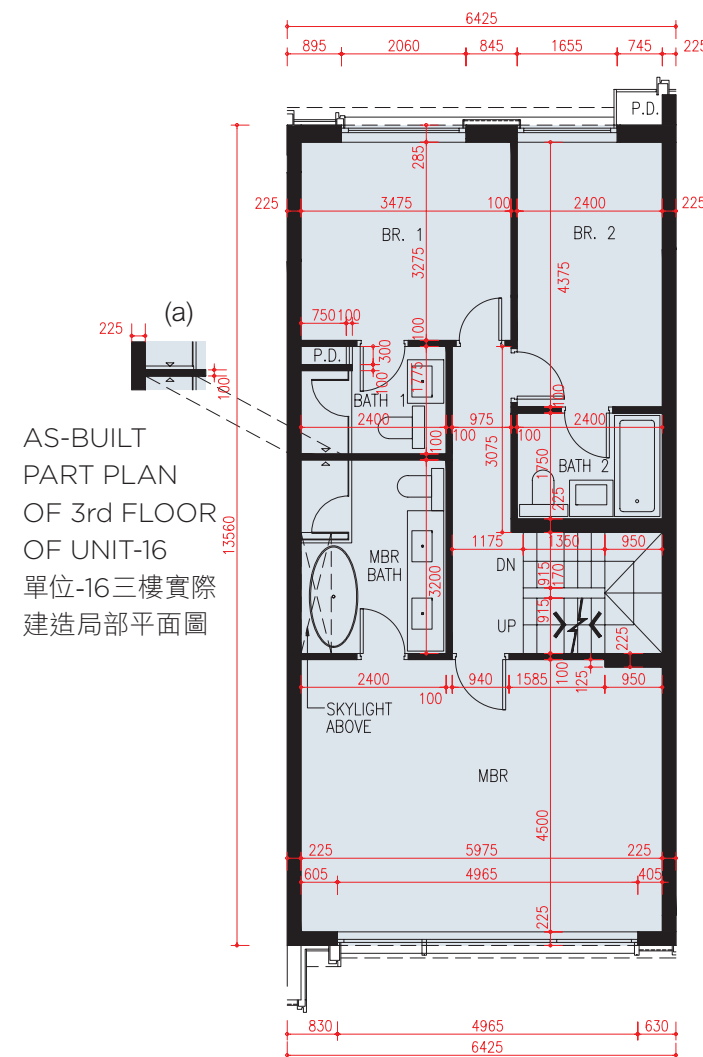
# FLOOR PLANS OF RESIDENTIAL PROPERTIES IN THE DEVELOPMENT 發展項目的住宅物業的樓面平面圖

## UNIT-16 單位-16

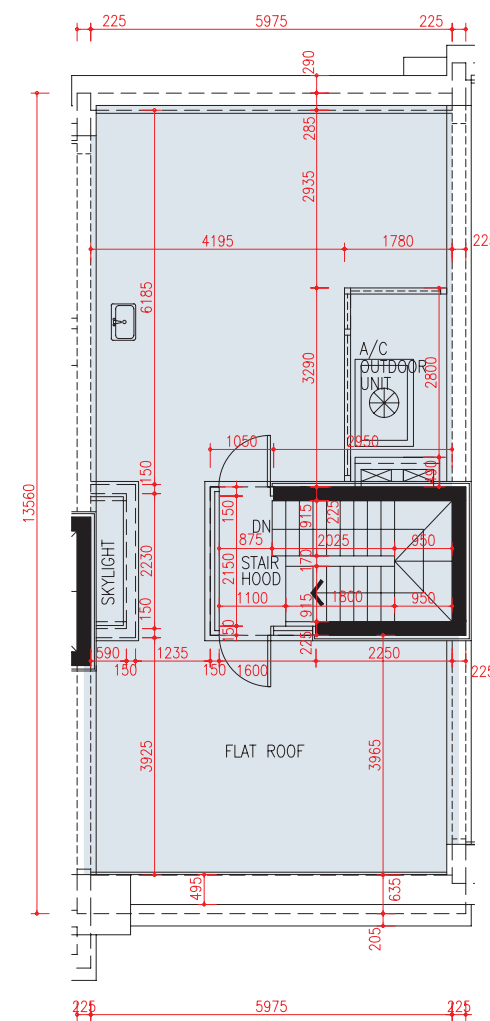
0 1 2 3 4 5m (米)



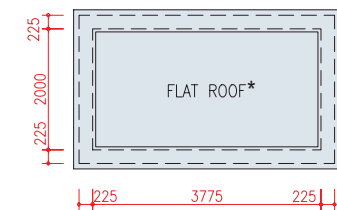
2nd FLOOR PLAN  
二樓平面圖



3rd FLOOR PLAN  
三樓平面圖



ROOF FLOOR PLAN  
天台平面圖



TOP ROOF PLAN  
頂層天台平面圖

This as-built part plan shows the alteration work done to 3rd Floor of UNIT-16. Please refer to page 63 for details of the exempted works made to this unit.

此單位-16三樓實際建造局部平面圖顯示其已改動工程。有關此單位獲豁免的工程改動之詳情，請參考第63頁。

\*The description of "Flat Roofs" as shown on the Top Roof Plan of UNIT-16 of the Development corresponds to the description in the latest Approved Building Plans of the Development but each of such Flat Roofs is described as Roof in the Area Schedule.

\*發展項目單位-16的頂層天台平面圖顯示為「平台」之描述，跟發展項目最新版本之批准的建築圖則上所描述的一致，惟每一個這樣的平台在面積表內描述為天台。

# FLOOR PLANS OF RESIDENTIAL PROPERTIES IN THE DEVELOPMENT

## 發展項目的住宅物業的樓面平面圖

UNIT-16 單位-16		
Floor 樓層	The Thickness of floor slabs (excluding plaster) of each unit (mm) 每座單位的樓板（不包括灰泥）的厚度（毫米）	The floor-to-floor height of each unit (mm) 每座單位的層與層之間的高度（毫米）
2/F 二樓	150, 200	3100, 3350, 3400
3/F 三樓	200	3100, 3400
ROOF 天台	200	2350
TOP ROOF 頂層天台	N/A 不適用	N/A 不適用

Alteration to UNIT-16 has been made by way of minor works or exempted works under the Buildings Ordinance (Cap. 123) after completion of the Development. The approximate location of the alteration is indicated in the as-built part plan and the alteration is set out below (with the numbering below corresponding to the remarks in the as-built part plan):

(a) New furring wall added.

Please refer to the as-built part plan on page 62.

單位-16在發展項目落成後因進行小型工程或獲《建築物條例》(第123章)豁免的工程而有所改動。該改動之大概位置於實際建造局部平面圖標示，及該改動列出如下(下述編號對應實際建造局部平面圖中的附註)：

(a) 新增墊牆。

請參考第62頁之實際建造局部平面圖。

Remarks:

1. The dimensions of floor plans are all structural dimensions in millimetre.
2. There may be architectural features and/or exposed pipes on external walls of some units and houses.
3. Common pipes exposed and/or enclosed in cladding are located at/adjacent to flat roof and/or external wall of some units and houses.
4. There are ceiling bulkheads and/or sunken slab at some units and houses at Living Room, Dining Room, Bedrooms, Bathrooms, Lavatory and/or Kitchen etc. of some units and houses for the air-conditioning system and/or Mechanical and Electrical services.
5. Floor-to-floor height refers to the height between the top surface of the structural slab of a floor and the top surface of the structural slab of its immediate upper floors.
6. The internal areas of the residential properties on the upper floors will generally be slightly larger than those on the lower floors because of the reducing thickness of the structural walls on the upper floors.
7. The ceiling height of some units may vary due to structural, architectural and/or decoration design variations.
8. The indications of fittings such as sinks, bathtubs, toilet bowls and wash basins, etc shown on the floors plans are indications of approximate locations only and not indications of their actual size, design or shapes.
9. Please refer to the reference of the legend shown on the floor plans on page 20 of this sales brochure.

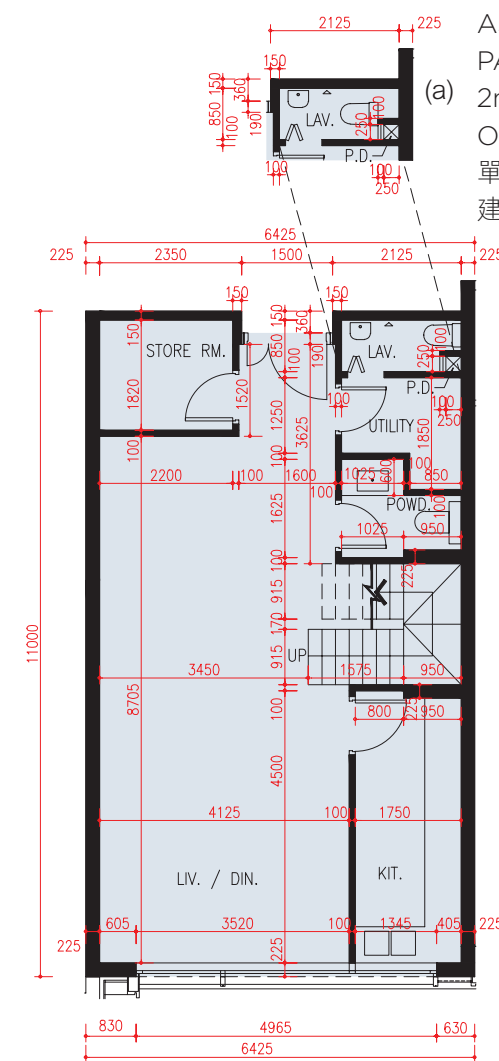
備註：

1. 平面圖所列之數字為以毫米標示之建築結構尺寸。
2. 部分單位及洋房外牆設有建築裝飾及/或外露喉管。
3. 部分單位及洋房的平台及/或外牆處/旁邊設有外露及/或隱藏外牆裝飾板內之公用喉管。
4. 部分單位及洋房客廳、飯廳、睡房、浴室、廁所及/或廚房等有假天花及/或有跌級樓板以內藏冷氣系統及/或機電設備。
5. 層與層之間的高度指該樓層之石屎地台面與上一層石屎地台面之高度距離。
6. 因住宅物業的較高樓層的結構牆的厚度遞減，較高樓層的內部面積，一般比較低樓層的內部面積稍大。
7. 部分單位之天花高度將會因應結構、建築設計及/或裝修設計上的需要有差異。
8. 樓面平面圖所示之裝置如洗滌盤、浴缸、坐廁及洗面盆等只供展示其大約位置而非展示其實際大小、設計或形狀。
9. 請參閱本售樓說明書第20頁的平面圖上圖例的參考。

# FLOOR PLANS OF RESIDENTIAL PROPERTIES IN THE DEVELOPMENT 發展項目的住宅物業的樓面平面圖

## UNIT-17 單位-17

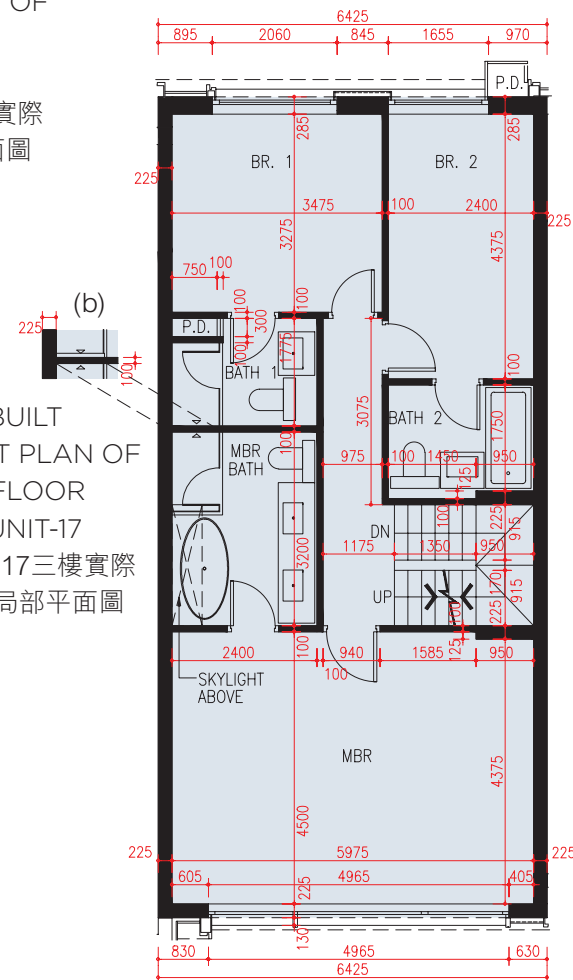
0 1 2 3 4 5m (米)



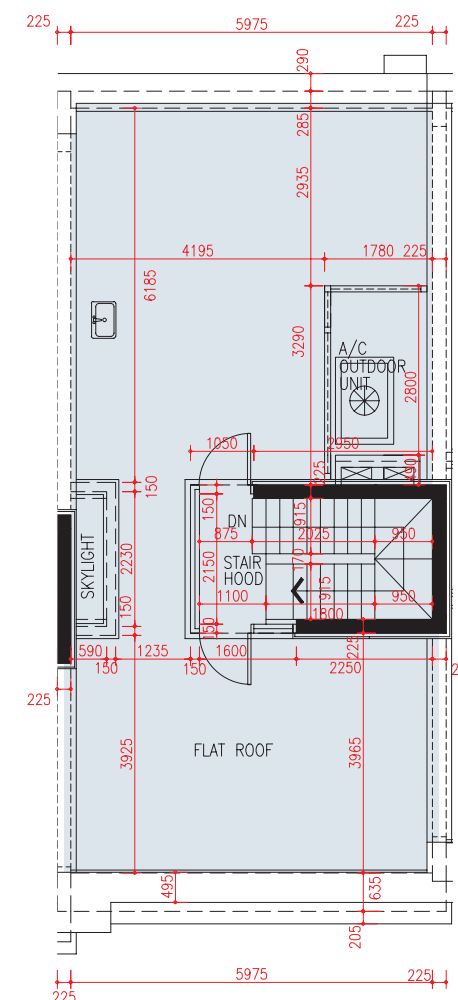
2nd FLOOR PLAN  
二樓平面圖

AS-BUILT  
PART PLAN OF  
2nd FLOOR  
OF UNIT-17  
單位-17二樓實際  
建造局部平面圖

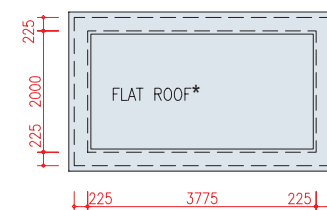
AS-BUILT  
PART PLAN OF  
3rd FLOOR  
OF UNIT-17  
單位-17三樓實際  
建造局部平面圖



3rd FLOOR PLAN  
三樓平面圖



ROOF FLOOR PLAN  
天台平面圖



TOP ROOF PLAN  
頂層天台平面圖



These as-built part plans show the alteration works done to 2nd Floor and 3rd Floor of UNIT-17. Please refer to page 65 for details of the exempted works made to this unit.

此單位-17二樓及三樓實際建造局部平面圖顯示其已改動工程。有關此單位獲豁免的工程改動之詳情，請參考第65頁。

\*The description of "Flat Roofs" as shown on the Top Roof Plan of UNIT-17 of the Development corresponds to the description in the latest Approved Building Plans of the Development but each of such Flat Roofs is described as Roof in the Area Schedule.

\*發展項目單位-17的頂層天台平面圖顯示為「平台」之描述，跟發展項目最新版本之批准的建築圖則上所描述的一致，惟每一個這樣的平台在面積表內描述為天台。



# FLOOR PLANS OF RESIDENTIAL PROPERTIES IN THE DEVELOPMENT

## 發展項目的住宅物業的樓面平面圖

UNIT-17 單位-17		
Floor 樓層	The Thickness of floor slabs (excluding plaster) of each unit (mm) 每座單位的樓板（不包括灰泥）的厚度（毫米）	The floor-to-floor height of each unit (mm) 每座單位的層與層之間的高度（毫米）
2/F 二樓	150, 200	2800, 3100, 3170, 3470
3/F 三樓	200	3100, 3400
ROOF 天台	200	2350
TOP ROOF 頂層天台	N/A 不適用	N/A 不適用

Alterations to UNIT-17 have been made by way of minor works or exempted works under the Buildings Ordinance (Cap. 123) after completion of the Development. The approximate locations of the alterations are indicated in the as-built part plans and the alterations are set out below (with the numbering below corresponding to the remarks in the as-built part plan):

(a) Modification on the location of water closet in the Lavatory of Utility Room on 2nd Floor.

(b) New furring wall added.

Please refer to the as-built part plans on page 64.

單位-17在發展項目落成後因進行小型工程或獲《建築物條例》(第123章)豁免的工程而有所改動。該等改動之大概位置於實際建造局部平面圖標示，及該等改動列出如下(下述編號對應實際建造局部平面圖中的附註)：

(a) 改動位於二樓工作間內洗手間坐廁位置。

(b) 新增墊牆。

請參考第64頁之實際建造局部平面圖。

Remarks:

1. The dimensions of floor plans are all structural dimensions in millimetre.
2. There may be architectural features and/or exposed pipes on external walls of some units and houses.
3. Common pipes exposed and/or enclosed in cladding are located at/adjacent to flat roof and/or external wall of some units and houses.
4. There are ceiling bulkheads and/or sunken slab at some units and houses at Living Room, Dining Room, Bedrooms, Bathrooms, Lavatory and/or Kitchen etc. of some units and houses for the air-conditioning system and/or Mechanical and Electrical services.
5. Floor-to-floor height refers to the height between the top surface of the structural slab of a floor and the top surface of the structural slab of its immediate upper floors.
6. The internal areas of the residential properties on the upper floors will generally be slightly larger than those on the lower floors because of the reducing thickness of the structural walls on the upper floors.
7. The ceiling height of some units may vary due to structural, architectural and/or decoration design variations.
8. The indications of fittings such as sinks, bathtubs, toilet bowls and wash basins, etc shown on the floors plans are indications of approximate locations only and not indications of their actual size, design or shapes.
9. Please refer to the reference of the legend shown on the floor plans on page 20 of this sales brochure.

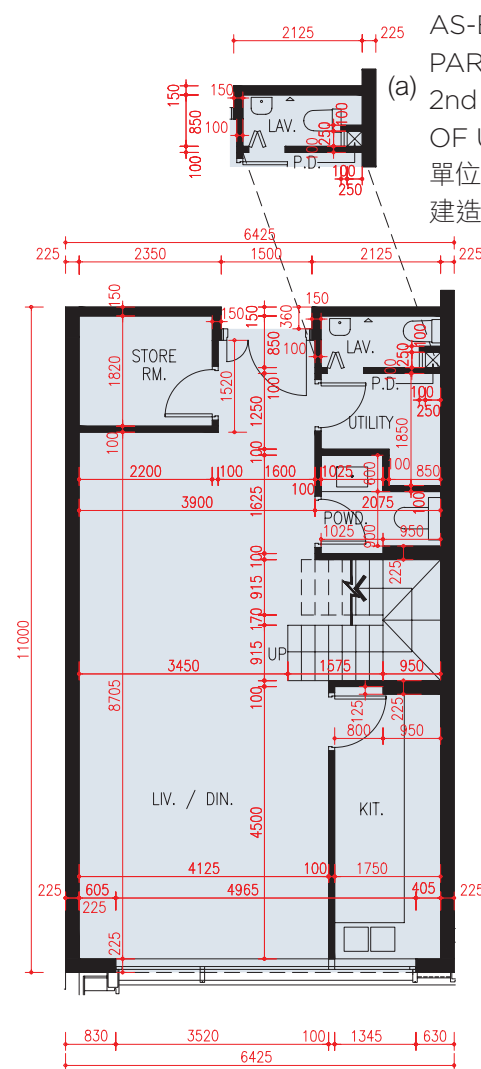
備註：

1. 平面圖所列之數字為以毫米標示之建築結構尺寸。
2. 部分單位及洋房外牆設有建築裝飾及/或外露喉管。
3. 部分單位及洋房的平台及/或外牆處/旁邊設有外露及/或隱藏外牆裝飾板內之公用喉管。
4. 部分單位及洋房客廳、飯廳、睡房、浴室、廁所及/或廚房等有假天花及/或有跌級樓板以內藏冷氣系統及/或機電設備。
5. 層與層之間的高度指該樓層之石屎地台面與上一層石屎地台面之高度距離。
6. 因住宅物業的較高樓層的結構牆的厚度遞減，較高樓層的內部面積，一般比較低樓層的內部面積稍大。
7. 部分單位之天花高度將會因應結構、建築設計及/或裝修設計上的需要有差異。
8. 樓面平面圖所示之裝置如洗滌盤、浴缸、坐廁及洗面盆等只供展示其大約位置而非展示其實際大小、設計或形狀。
9. 請參閱本售樓說明書第20頁的平面圖上圖例的參考。

# FLOOR PLANS OF RESIDENTIAL PROPERTIES IN THE DEVELOPMENT 發展項目的住宅物業的樓面平面圖

## UNIT-18 單位-18

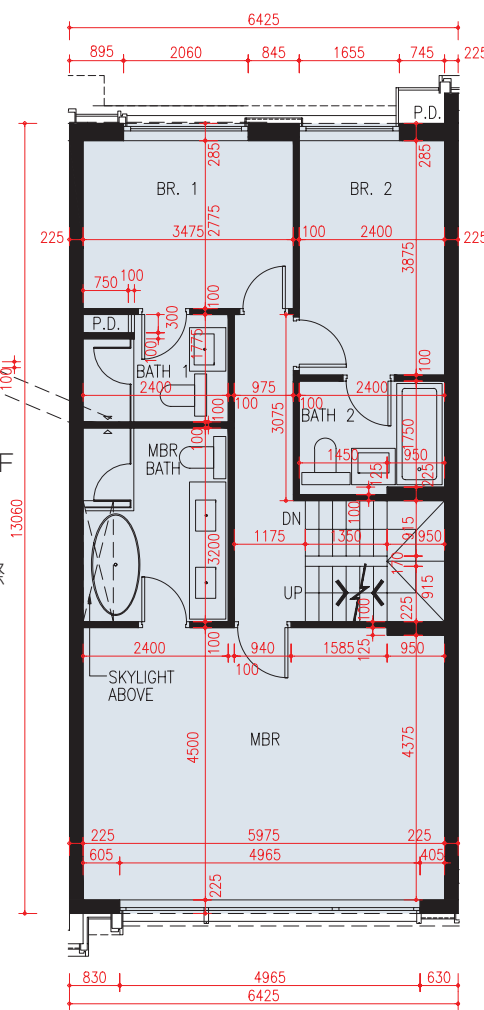
0 1 2 3 4 5m (米)



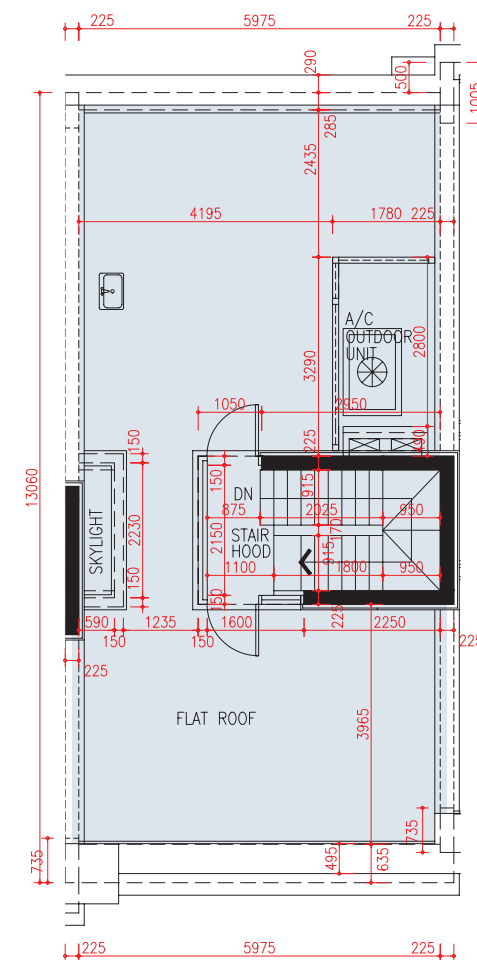
2nd FLOOR PLAN  
二樓平面圖

AS-BUILT  
PART PLAN OF  
2nd FLOOR  
OF UNIT-18  
單位-18二樓實際  
建造局部平面圖

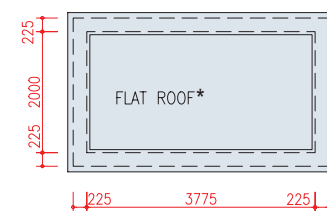
AS-BUILT  
PART PLAN OF  
3rd FLOOR  
OF UNIT-18  
單位-18三樓實際  
建造局部平面圖



3rd FLOOR PLAN  
三樓平面圖



ROOF FLOOR PLAN  
天台平面圖



TOP ROOF PLAN  
頂層天台平面圖

These as-built part plans show the alteration works done to 2nd Floor and 3rd Floor of UNIT-18. Please refer to page 67 for details of the exempted works made to this unit.

此單位-18二樓及三樓實際建造局部平面圖顯示其已改動工程。有關此單位獲豁免的工程改動之詳情，請參考第67頁。

\*The description of "Flat Roofs" as shown on the Top Roof Plan of UNIT-18 of the Development corresponds to the description in the latest Approved Building Plans of the Development but each of such Flat Roofs is described as Roof in the Area Schedule.

\*發展項目單位-18的頂層天台平面圖顯示為「平台」之描述，跟發展項目最新版本之批准的建築圖則上所描述的一致，惟每一個這樣的平台在面積表內描述為天台。

# FLOOR PLANS OF RESIDENTIAL PROPERTIES IN THE DEVELOPMENT

## 發展項目的住宅物業的樓面平面圖

UNIT-18 單位-18		
Floor 樓層	The Thickness of floor slabs (excluding plaster) of each unit (mm) 每座單位的樓板 (不包括灰泥) 的厚度 (毫米)	The floor-to-floor height of each unit (mm) 每座單位的層與層之間的高度 (毫米)
2/F 二樓	150, 200	2800, 3100, 3170, 3470
3/F 三樓	200	3100, 3400
ROOF 天台	200	2350
TOP ROOF 頂層天台	N/A 不適用	N/A 不適用

Alterations to UNIT-18 have been made by way of minor works or exempted works under the Buildings Ordinance (Cap. 123) after completion of the Development. The approximate locations of the alterations are indicated in the as-built part plans and the alterations are set out below (with the numbering below corresponding to the remarks in the as-built part plan):

(a) Modification on the location of water closet in the Lavatory of Utility Room on 2nd Floor.

(b) New furring wall added.

Please refer to the as-built part plans on page 66.

單位-18在發展項目落成後因進行小型工程或獲《建築物條例》(第123章)豁免的工程而有所改動。該等改動之大概位置於實際建造局部平面圖標示，及該等改動列出如下(下述編號對應實際建造局部平面圖中的附註)：

(a) 改動位於二樓工作間內洗手間坐廁位置。

(b) 新增墊牆。

請參考第66頁之實際建造局部平面圖。

Remarks:

1. The dimensions of floor plans are all structural dimensions in millimetre.
2. There may be architectural features and/or exposed pipes on external walls of some units and houses.
3. Common pipes exposed and/or enclosed in cladding are located at/adjacent to flat roof and/or external wall of some units and houses.
4. There are ceiling bulkheads and/or sunken slab at some units and houses at Living Room, Dining Room, Bedrooms, Bathrooms, Lavatory and/or Kitchen etc. of some units and houses for the air-conditioning system and/or Mechanical and Electrical services.
5. Floor-to-floor height refers to the height between the top surface of the structural slab of a floor and the top surface of the structural slab of its immediate upper floors.
6. The internal areas of the residential properties on the upper floors will generally be slightly larger than those on the lower floors because of the reducing thickness of the structural walls on the upper floors.
7. The ceiling height of some units may vary due to structural, architectural and/or decoration design variations.
8. The indications of fittings such as sinks, bathtubs, toilet bowls and wash basins, etc shown on the floors plans are indications of approximate locations only and not indications of their actual size, design or shapes.
9. Please refer to the reference of the legend shown on the floor plans on page 20 of this sales brochure.

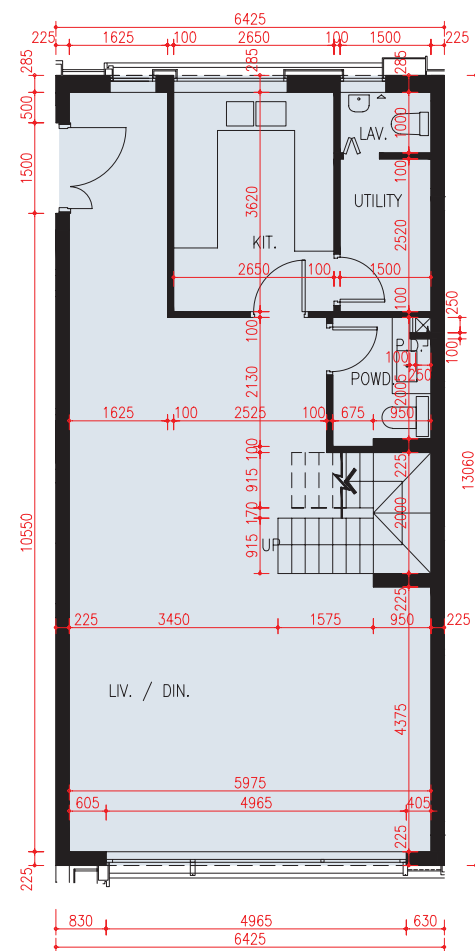
備註：

1. 平面圖所列之數字為以毫米標示之建築結構尺寸。
2. 部分單位及洋房外牆設有建築裝飾及/或外露喉管。
3. 部分單位及洋房的平台及/或外牆處/旁邊設有外露及/或隱藏外牆裝飾板內之公用喉管。
4. 部分單位及洋房客廳、飯廳、睡房、浴室、廁所及/或廚房等有假天花及/或有跌級樓板以內藏冷氣系統及/或機電設備。
5. 層與層之間的高度指該樓層之石屎地台面與上一層石屎地台面之高度距離。
6. 因住宅物業的較高樓層的結構牆的厚度遞減，較高樓層的內部面積，一般比較低樓層的內部面積稍大。
7. 部分單位之天花高度將會因應結構、建築設計及/或裝修設計上的需要有差異。
8. 樓面平面圖所示之裝置如洗滌盤、浴缸、坐廁及洗面盆等只供展示其大約位置而非展示其實際大小、設計或形狀。
9. 請參閱本售樓說明書第20頁的平面圖上圖例的參考。

# FLOOR PLANS OF RESIDENTIAL PROPERTIES IN THE DEVELOPMENT 發展項目的住宅物業的樓面平面圖

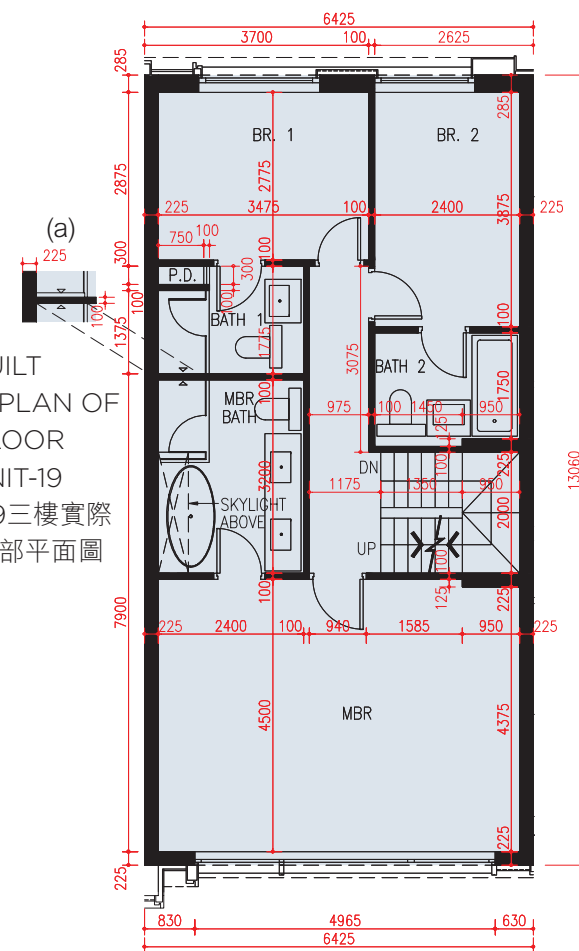
## UNIT-19 單位-19

0 1 2 3 4 5m (米)

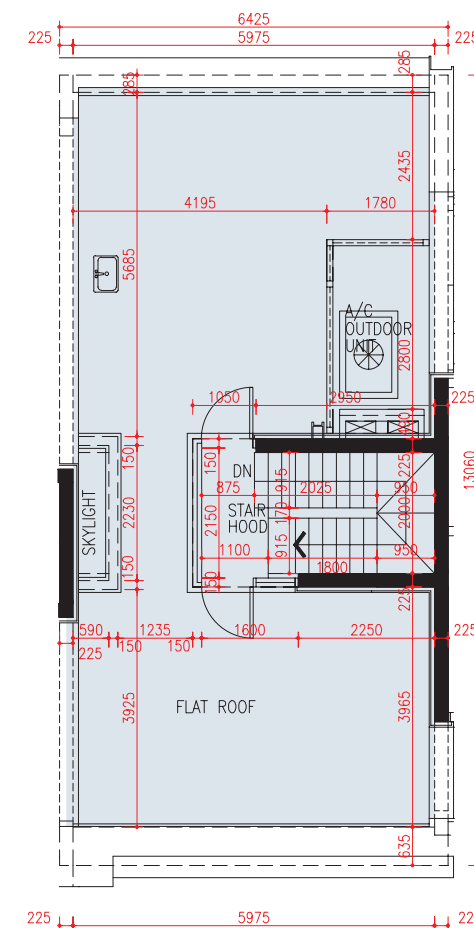


2nd FLOOR PLAN  
二樓平面圖

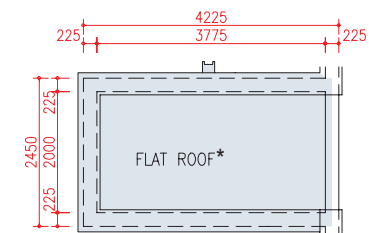
AS-BUILT  
PART PLAN OF  
3rd FLOOR  
OF UNIT-19  
單位-19三樓實際  
建造局部平面圖



3rd FLOOR PLAN  
三樓平面圖



ROOF FLOOR PLAN  
天台平面圖



TOP ROOF PLAN  
頂層天台平面圖

This as-built part plan shows the alteration work done to 3rd Floor of UNIT-19. Please refer to page 69 for details of the exempted works made to this unit.

此單位-19三樓實際建造局部平面圖顯示其已改動工程。有關此單位獲豁免的工程改動之詳情，請參考第69頁。

\*The description of "Flat Roofs" as shown on the Top Roof Plan of UNIT-19 of the Development corresponds to the description in the latest Approved Building Plans of the Development but each of such Flat Roofs is described as Roof in the Area Schedule.

\*發展項目單位-19的頂層天台平面圖顯示為「平台」之描述，跟發展項目最新版本之批准的建築圖則上所描述的一致，惟每一個這樣的平台在面積表內描述為天台。



# FLOOR PLANS OF RESIDENTIAL PROPERTIES IN THE DEVELOPMENT

## 發展項目的住宅物業的樓面平面圖

UNIT-19 單位-19		
Floor 樓層	The Thickness of floor slabs (excluding plaster) of each unit (mm) 每座單位的樓板（不包括灰泥）的厚度（毫米）	The floor-to-floor height of each unit (mm) 每座單位的層與層之間的高度（毫米）
2/F 二樓	150, 200	2800, 3100, 3400
3/F 三樓	200	3100, 3450, 3750
ROOF 天台	200	2350
TOP ROOF 頂層天台	N/A 不適用	N/A 不適用

Alteration to UNIT-19 has been made by way of minor works or exempted works under the Buildings Ordinance (Cap. 123) after completion of the Development. The approximate location of the alteration is indicated in the as-built part plan and the alteration is set out below (with the numbering below corresponding to the remarks in the as-built part plan):

(a) New furring wall added.

Please refer to the as-built part plan on page 68.

單位-19在發展項目落成後因進行小型工程或獲《建築物條例》(第123章)豁免的工程而有所改動。該改動之大概位置於實際建造局部平面圖標示，及該改動列出如下(下述編號對應實際建造局部平面圖中的附註)：

(a) 新增墊牆。

請參考第68頁之實際建造局部平面圖。

Remarks:

1. The dimensions of floor plans are all structural dimensions in millimetre.
2. There may be architectural features and/or exposed pipes on external walls of some units and houses.
3. Common pipes exposed and/or enclosed in cladding are located at/adjacent to flat roof and/or external wall of some units and houses.
4. There are ceiling bulkheads and/or sunken slab at some units and houses at Living Room, Dining Room, Bedrooms, Bathrooms, Lavatory and/or Kitchen etc. of some units and houses for the air-conditioning system and/or Mechanical and Electrical services.
5. Floor-to-floor height refers to the height between the top surface of the structural slab of a floor and the top surface of the structural slab of its immediate upper floors.
6. The internal areas of the residential properties on the upper floors will generally be slightly larger than those on the lower floors because of the reducing thickness of the structural walls on the upper floors.
7. The ceiling height of some units may vary due to structural, architectural and/or decoration design variations.
8. The indications of fittings such as sinks, bathtubs, toilet bowls and wash basins, etc shown on the floors plans are indications of approximate locations only and not indications of their actual size, design or shapes.
9. Please refer to the reference of the legend shown on the floor plans on page 20 of this sales brochure.

備註：

1. 平面圖所列之數字為以毫米標示之建築結構尺寸。
2. 部分單位及洋房外牆設有建築裝飾及/或外露喉管。
3. 部分單位及洋房的平台及/或外牆處/旁邊設有外露及/或隱藏外牆裝飾板內之公用喉管。
4. 部分單位及洋房客廳、飯廳、睡房、浴室、廁所及/或廚房等有假天花及/或有跌級樓板以內藏冷氣系統及/或機電設備。
5. 層與層之間的高度指該樓層之石屎地台面與上一層石屎地台面之高度距離。
6. 因住宅物業的較高樓層的結構牆的厚度遞減，較高樓層的內部面積，一般比較低樓層的內部面積稍大。
7. 部分單位之天花高度將會因應結構、建築設計及/或裝修設計上的需要有差異。
8. 樓面平面圖所示之裝置如洗滌盤、浴缸、坐廁及洗面盆等只供展示其大約位置而非展示其實際大小、設計或形狀。
9. 請參閱本售樓說明書第20頁的平面圖上圖例的參考。

# AREA OF RESIDENTIAL PROPERTIES IN THE DEVELOPMENT

## 發展項目中的住宅物業的面積

Description of Residential Property 物業的描述	Saleable Area (including Balcony, Utility Platform and Verandah (if any)) sq. metre (sq. ft.) 實用面積 (包括露台、工作平台及陽台 (如有)) 平方米 (平方呎)	Area of other specified items (Not included in the Saleable Area) sq. metre (sq. ft.) 其他指明項目的面積 (不計算入實用面積) 平方米 (平方呎)									
		Air-conditioning plant room 空調機房	Bay Window 窗台	Cockloft 閣樓	Flat Roof 平台	Garden 花園	Parking Space 停車位	Roof* 天台*	Stairhood 梯屋	Terrace 前庭	Yard 庭院
Higher Block 高座											
House 1 洋房 1	423.754 (4,561) Balcony 露台: 9.234 (99) Utility Platform 工作平台: --	--	--	--	91.852 (989)	19.330 (208)	--	27.231 (293)	18.723 (202)	--	--
House 2 洋房 2	407.725 (4,389) Balcony 露台: 10.528 (113) Utility Platform 工作平台: --	--	--	--	81.122 (873)	16.712 (180)	--	27.913 (300)	18.723 (202)	--	--
House 3 洋房 3	401.897 (4,326) Balcony 露台: 10.528 (113) Utility Platform 工作平台: --	--	--	--	82.742 (891)	5.842 (63)	--	25.535 (275)	19.129 (206)	--	--
House 5 洋房 5	535.739 (5,767) Balcony 露台: 12.123 (130) Utility Platform 工作平台: -- -	--	--	--	109.041 (1174)	18.504 (199)	--	25.938 (279)	19.440 (209)	--	--
Lower Block 低座											
House 6 洋房 6	322.293 (3,469) Balcony 露台: 2.076 (22) Utility Platform 工作平台: --	--	--	--	40.850 (440)	27.900 (300)	--	26.112 (281)	24.260 (261)	--	--
Unit-01 單位-01	245.859 (2,646) Balcony 露台: -- Utility Platform 工作平台: --	--	--	--	16.451 (177)	33.558 (361)	--	--	--	--	--
Unit-02 單位-02	143.683 (1,547) Balcony 露台: -- Utility Platform 工作平台: --	--	--	--	--	12.345 (133)	--	--	--	--	--
Unit-03 單位-03	169.879 (1,829) Balcony 露台: -- Utility Platform 工作平台: --	--	--	--	34.394 (370)	17.015 (183)	--	--	--	--	--
Unit-05 單位-05	168.881 (1,818) Balcony 露台: -- Utility Platform 工作平台: --	--	--	--	34.391 (370)	13.440 (145)	--	--	--	--	--
Unit-06 單位-06	143.493 (1,545) Balcony 露台: -- Utility Platform 工作平台: --	--	--	--	--	10.947 (118)	--	--	--	--	--

1. The saleable area of each residential property and the floor area of a balcony (if any), a utility platform (if any) and a verandah (if any) to the extent that it forms part of the residential property are calculated in accordance with section 8 of the Residential Properties (First-hand Sales) Ordinance.

2. The area of other specified items (not included in the saleable area) to the extent that it forms part of the residential property are calculated in accordance with Part 2 of Schedule 2 to the Residential Properties (First-hand Sales) Ordinance.

\* The respective Roof of Unit-10, Unit-11, Unit-12, Unit-15, Unit-16, Unit-17, Unit-18, Unit-19, House 1, House 2, House 3, House 5 and House 6 of the Development mentioned in the above table are described as "Flat Roof" on the Top Roof Plan thereof in the sales brochure.

Remarks:

- The above areas have been converted to square feet based on a conversion rate of 1 square metre = 10.764 square feet and rounded off to the nearest integer, and thus the figures may be slightly different.
- Unit-04, Unit-13, Unit-14 and House 4 are omitted.
- There is no verandah in the residential properties in the Development.

1. 每個住宅物業的實用面積及構成住宅物業的一部分的露台 (如有)、工作平台 (如有) 及陽台 (如有) 的樓面面積，是按《一手住宅物業銷售條例》第8條計算得出的。

2. 構成住宅物業的一部分的其他指明項目的面積 (不計算入實用面積)，是按《一手住宅物業銷售條例》附表2第2部計算得出的

\* 上表提及發展項目單位-10、單位-11、單位-12、單位-15、單位-16、單位-17、單位-18、單位-19、洋房1、洋房2、洋房3、洋房5及洋房6的天台，在售楼說明書內其頂層天台平面圖上被描述為「平台」。

備註：

- 上述面積是以1平方米 = 10.764平方呎換算至平方呎並四捨五入至整數，故兩者可能有些微差異。
- 不設單位-04、單位-13、單位-14及洋房4。
- 發展項目住宅物業並無陽台。

# AREA OF RESIDENTIAL PROPERTIES IN THE DEVELOPMENT

## 發展項目中的住宅物業的面積

Description of Residential Property 物業的描述	Saleable Area (including Balcony, Utility Platform and Verandah (if any)) sq. metre (sq. ft.) 實用面積 (包括露台、工作平台及陽台 (如有)) 平方米 (平方呎)	Area of other specified items (Not included in the Saleable Area) sq. metre (sq. ft.) 其他指明項目的面積 (不計算入實用面積) 平方米 (平方呎)									
		Air-conditioning plant room 空調機房	Bay Window 窗台	Cockloft 閣樓	Flat Roof 平台	Garden 花園	Parking Space 停車位	Roof* 天台*	Stairhood 梯屋	Terrace 前庭	Yard 庭院
Unit-07 單位-07	161.765 (1,741) Balcony 露台: -- Utility Platform 工作平台: --	--	--	--	--	10.633 (114)	--	--	--	--	--
Unit-08 單位-08	150.784 (1,623) Balcony 露台: -- Utility Platform 工作平台: --	--	--	--	--	10.019 (108)	--	--	--	--	--
Unit-09 單位-09	151.403 (1,630) Balcony 露台: -- Utility Platform 工作平台: --	--	--	--	--	9.848 (106)	--	--	--	--	--
Unit-10 單位-10	245.708 (2,645) Balcony 露台: -- Utility Platform 工作平台: --	--	--	--	86.391 (930)	--	--	20.691 (223)	23.940 (258)	--	--
Unit-11 單位-11	141.790 (1,526) Balcony 露台: -- Utility Platform 工作平台: --	--	--	--	64.525 (695)	--	--	7.052 (76)	7.887 (85)	--	--
Unit-12 單位-12	177.008 (1,905) Balcony 露台: -- Utility Platform 工作平台: --	--	--	--	66.843 (719)	--	--	7.053 (76)	7.887 (85)	--	--
Unit-15 單位-15	176.709 (1,902) Balcony 露台: -- Utility Platform 工作平台: --	--	--	--	62.381 (671)	--	--	6.982 (75)	7.887 (85)	--	--
Unit-16 單位-16	141.824 (1,527) Balcony 露台: -- Utility Platform 工作平台: --	--	--	--	62.149 (669)	--	--	6.982 (75)	7.887 (85)	--	--
Unit-17 單位-17	152.402 (1,640) Balcony 露台: -- Utility Platform 工作平台: --	--	--	--	62.149 (669)	--	--	6.982 (75)	7.887 (85)	--	--
Unit-18 單位-18	148.801 (1,602) Balcony 露台: -- Utility Platform 工作平台: --	--	--	--	59.252 (638)	--	--	6.982 (75)	7.887 (85)	--	--
Unit-19 單位-19	162.771 (1,752) Balcony 露台: -- Utility Platform 工作平台: --	--	--	--	59.252 (638)	--	--	7.077 (76)	7.887 (85)	--	--

1. The saleable area of each residential property and the floor area of a balcony (if any), a utility platform (if any) and a verandah (if any) to the extent that it forms part of the residential property are calculated in accordance with section 8 of the Residential Properties (First-hand Sales) Ordinance.

2. The area of other specified items (not included in the saleable area) to the extent that it forms part of the residential property are calculated in accordance with Part 2 of Schedule 2 to the Residential Properties (First-hand Sales) Ordinance.

\* The respective Roof of Unit-10, Unit-11, Unit-12, Unit-15, Unit-16, Unit-17, Unit-18, Unit-19, House 1, House 2, House 3, House 5 and House 6 of the Development mentioned in the above table are described as "Flat Roof" on the Top Roof Plan thereof in the sales brochure.

Remarks:

- The above areas have been converted to square feet based on a conversion rate of 1 square metre = 10.764 square feet and rounded off to the nearest integer, and thus the figures may be slightly different.
- Unit-04, Unit-13, Unit-14 and House 4 are omitted.
- There is no verandah in the residential properties in the Development.

1. 每個住宅物業的實用面積及構成住宅物業的一部分的露台 (如有)、工作平台 (如有) 及陽台 (如有) 的樓面面積，是按《一手住宅物業銷售條例》第8條計算得出的。

2. 構成住宅物業的一部分的其他指明項目的面積 (不計算入實用面積)，是按《一手住宅物業銷售條例》附表2第2部計算得出的

\* 上表提及發展項目單位-10、單位-11、單位-12、單位-15、單位-16、單位-17、單位-18、單位-19、洋房1、洋房2、洋房3、洋房5及洋房6的天台，在售樓說明書內其頂層天台平面圖上被描述為「平台」。

備註：

- 上述面積是以1平方米 = 10.764平方呎換算至平方呎並四捨五入至整數，故兩者可能有些微差異。
- 不設單位-04、單位-13、單位-14及洋房4。
- 發展項目住宅物業並無陽台。

# FLOOR PLANS OF PARKING SPACES IN THE DEVELOPMENT

## 發展項目中的停車位的樓面平面圖



### GROUND FLOOR PLAN

地下平面圖

SCALE 比例: 0 3 6 9 12 15m (米)

Categories, Numbers, Dimensions and Areas of Parking Spaces of the Development are as follows:  
發展項目停車位的類別、數目、尺寸及面積如下：

Floor 樓層	Category of Parking Spaces 停車位類別	Parking Space Number 停車位編號	Total Number 數目	Dimensions (Length x Width) (m) 尺寸(長 x 闊)(米)	Area of each parking space (sq.m) 每個停車位面積 (平方米)
G/F 地下	Residential Car Parking Space 住宅停車位	1 - 9, 11 - 26	25	5.0 x 2.5	12.5
	Residential Accessible Car Parking Space 住宅暢通易達停車位	10	1	5.0 x 3.5	17.5

# SUMMARY OF PRELIMINARY AGREEMENT FOR SALE AND PURCHASE

## 臨時買賣合約的摘要

1. A preliminary deposit of 5% is payable on the signing of the preliminary agreement for sale and purchase ("Preliminary Agreement").
2. The preliminary deposit paid by the purchaser on the signing of the Preliminary Agreement will be held by a firm of solicitors acting for the owner, as stakeholders.
3. If the purchaser fails to execute the agreement for sale and purchase within 5 working days after the date on which the purchaser enters into the Preliminary Agreement:
  - (i) that Preliminary Agreement is terminated;
  - (ii) the preliminary deposit is forfeited; and
  - (iii) the owner does not have any further claim against the purchaser for the failure.

1. 在簽署臨時買賣合約（「該臨時合約」）時須支付款額為5%的臨時訂金。
2. 買方在簽署該臨時合約時支付的臨時訂金，會由代表擁有人行事的律師事務所以保證金保存人的身分持有。
3. 如買方沒有於訂立該臨時合約的日期之後5個工作日內簽立買賣合約：
  - (i) 該臨時合約即告終止；
  - (ii) 有關的臨時訂金即予沒收；及
  - (iii) 擁有人不得就買方沒有簽立買賣合約，而針對買方提出進一步申索。



# SUMMARY OF DEED OF MUTUAL COVENANT

## 公契的摘要

### A. COMMON PARTS OF THE DEVELOPMENT

1. **“Common Areas”** means the Development Common Areas, the Car Park Common Areas, the Duplex Units Common Areas and the Residential Common Areas.
2. **“Common Facilities”** means the Development Common Facilities, the Car Park Common Facilities, the Duplex Units Common Facilities and the Residential Common Facilities.
3. **“Car Park Common Areas”** means those parts within the garage on the Ground Floor of the Lot (as defined in the DMC) and the Development (as defined in the DMC) and all other common parts specified in Schedule 1 to the Building Management Ordinance (Cap.344) (if any) within the Lot and the Development designed or intended for the common use and benefit of the Owners (as defined in the DMC) of the Car Parks (as defined in the DMC) and not otherwise specifically assigned to or for the exclusive use of the Owner of a particular Car Park and shall include but not limited to surface channel with cover/drain point, circulation passages, driveways and pipe ducts (save for those forming parts of the Development Common Areas, the Duplex Units Common Areas, the Residential Common Areas or the Residential Units (as defined in the DMC)). The Car Park Common Areas are for the purpose of identification shown and coloured orange on the plan (certified as to its accuracy by the Authorized Person (as defined in the DMC)) annexed to the DMC.
4. **“Car Park Common Facilities”** means those facilities and equipment for the common use and benefit of the Owners of the Car Parks but not other parts of the Development and not for the use and benefit of a particular Car Park exclusively and shall include but not limited to water supply, light facilities, surface channel with cover, electrical and mechanical installation, mechanical ventilation system, plant and machinery, relevant installations and facilities for supply of electricity to or charging of electric motor vehicles licensed under the Road Traffic Ordinance (Cap.374) parking at any of the Car Parks and security system (save for those forming parts of the Development Common Facilities, the Duplex Units Common Facilities, the Residential Common Facilities or the Units (as defined in the DMC)).
5. **“Development Common Areas”** means the whole of the Lot and the Development which are not otherwise specifically assigned to or for the exclusive use of an Owner and are designed or intended for common use and benefit of the Owners (which do not form part of the Units, Car Park Common Areas, Duplex Units Common Areas or Residential Common Areas) and shall include but not limited to portions of the Slope and Retaining Structures within the Lot, backfilled areas, unexcavated areas and soil within the Lot, external walls with facade cladding (including but not limited to aluminium cladding and features, stone cladding, spandrel glass, aluminium louvers and aluminium grilles) (which do not form part of the Residential Common Areas or the Duplex Units Common Areas or the Car Park Common Areas or Residential Units), green wall(s) and facade areas outside lift lobby of Lift No.7 and along emergency vehicular access, lift lobby of Lift No.7 at Ground Floor, canopy at Ground Floor for lift lobby of Lift No.7, load bearing walls, structural walls, foundations, columns, beams and floor slabs of the Development (which do not form part of the Residential Units or the Residential Common Areas or the Duplex Units Common Areas or the Car Park Common Areas), entrance gate for the Development, vehicle entrance gate, ramp and driveways along emergency vehicular access, fence wall(s) along boundary of the Lot facing Victoria Road, cable riser room, caretaker's room, sprinkler control value cabinet, refuse storage and material recovery chamber, master water meter room, check meter cabinets, fire service & sprinkler water pump room, sprinkler water tank, electrical and mechanical cabinets, transformer room, high voltage switch room, low voltage switch room, management office, cleansing booster water pump room, area(s) for installation and use of telecommunications network facilities, telecommunication broadcasting equipment room, pipe ducts and electrical and cable ducts (save for those forming parts of the Car Park Common Areas, the Duplex Units Common Areas, the Residential Common Areas or the Residential Units), landscape areas, planters, staircases, disabled toilet, slab and staircase to maintenance access, smoke lobbies (which do not form part of the Residential Common Areas or the Duplex Units Common Areas or the Car Park Common Areas or Residential Units), lobby(ies) (which do not form part of the Residential Common Areas or the Duplex Units Common Areas or the Car Park Common Areas or Residential Units), corridors (which

do not form part of the Residential Common Areas or the Duplex Units Common Areas or the Car Park Common Areas or Residential Units), circulation passage (which do not form part of the Residential Common Areas or the Duplex Units Common Areas or the Car Park Common Areas or Residential Units), and staircase/lobby from car park to emergency vehicular access on Ground Floor of the Development, retaining wall and cavity wall along site boundary, space between cavity wall and retaining structure wall and drains located thereat,

and all other common parts specified in Schedule 1 to the Building Management Ordinance (Cap.344) (if any) within the Lot and the Development designed or intended for common use and benefit of the Owners and not otherwise specifically assigned to or for the exclusive use of an Owner (which do not form part of the Units, Duplex Units Common Areas, Car Park Common Areas or Residential Common Areas). The Development Common Areas are for the purpose of identification shown and coloured Green on the plans (certified as to their accuracy by the Authorized Person) annexed to the DMC.

6. **“Development Common Facilities”** means
  - (a) Such of the surface channel with cover, drains, pipes, gutters, pits with electrical and mechanical services, sewers, wires and cables, telecommunications network facilities, electrical and mechanical installation servicing the Development Common Areas and other services facilities whether ducted or otherwise which are or at any time may be in, under or over or passing through the Lot and the Development through which water, sewage, gas, electricity and any other services are supplied to the Lot and the Development or any part or parts thereof;
  - (b) Lighting facilities including wall lamps, planter lights, façade lighting within the Development which are for the use and benefit of the Lot and the Development and not for the use or benefit of a particular Unit;
  - (c) Fire services installations or equipment within the Development (including but not limited to automatic sprinkler system, fire detection and alarm system, fire hydrant and hose reel system) which are for the use and benefit of the Lot and the Development and not for the use or benefit of a particular Unit;
  - (d) Security system installations and equipment (including but not limited to CCTV system, intercom system, drop bar, electric fence, electrical wiring system, flood light, metal gate, motion sensor, tension wire);
  - (e) Fire services water tank(s), master meter, main switch, sprinkler tank(s), transformer(s); and
  - (f) Environmental friendly system and feature (including but not limited to green wall and irrigation system),and other facilities and systems for the common use and benefit of the Lot and the Development and not for the use or benefit of a particular Unit exclusively.

For avoidance of doubt, the term “Development Common Facilities” shall not include those facilities, equipment and other like structures forming part of the Car Park Common Facilities or Duplex Units Common Facilities or Residential Common Facilities.
7. **“Duplex Units Common Areas”** means those parts of the Lot and the Development designed or intended for the common use and benefit of the Owners of Unit-01 to Unit-03, Unit-05 to Unit-12 and Unit-15 to Unit-19 in the Lower Block (as defined in the DMC) and not otherwise specifically assigned to or for the exclusive use of an Owner of any of Unit-01 to Unit-03, Unit-05 to Unit-12 and Unit-15 to Unit-19 in the Lower Block and shall include but not limited to :-
  - (a) lift lobbies of Lift No.8, lift landings of Lift No.8, lift shaft of Lift No.8, lift pits;
  - (b) link bridge between the Higher Block (as defined in the DMC) and the Lower Block;
  - (c) green roof at the top of the link bridge;

# SUMMARY OF DEED OF MUTUAL COVENANT

## 公契的摘要

- (d) the external walls of the Lower Block (other than those parts of the external walls forming parts of House 6 or the Residential Common Areas) with facade cladding (including but not limited to aluminium cladding and features, stone cladding, spandrel glass, aluminium louvers, aluminium grilles and canopies), facade area outside lobby and corridor of Lift No.8, fence walls on roof floor of the Lower Block;
- (e) (save for those forming parts of the Car Park Common Areas, the Development Common Areas, the Residential Common Areas or the Residential Units) pipe ducts, flat roof(s), staircase(s), access staircase(s), inaccessible space under staircase, corridor(s), protected corridor(s), air-conditioning platform(s);
- (f) structural walls, columns, beams and other structural elements and supports of or within Residential Units of the Lower Block (other than House 6);
- (g) balustrades (with glass and ancillary features thereto) on the roof pertaining to the Residential Units of the Lower Block (excluding House 6), part(s) of the parapet walls on the roof pertaining to the Residential Units of the Lower Block (excluding House 6) as for the purpose of identification shown and coloured Violet on the plan titled "DMC PLAN OF R/F (LOWER BLOCK) AND 2/F (HIGHER BLOCK)";
- (h) recessed entrance portal of Residential Units (Unit-01 to Unit-03, Unit-05 to Unit-09 in the Lower Block);

and all other common parts specified in Schedule 1 to the Building Management Ordinance (Cap.344) (if any) within the Lot and the Development designed or intended for the common use and benefit of the Owners of Unit-01 to Unit-03, Unit-05 to Unit-12 and Unit-15 to Unit-19 in the Lower Block and not otherwise specifically assigned to or for the exclusive use of an Owner of any of Unit-01 to Unit-03, Unit-05 to Unit-12 and Unit-15 to Unit-19 in the Lower Block. The Duplex Units Common Areas are for the purpose of identification shown and coloured Violet on the plans (certified as to their accuracy by the Authorized Person) annexed to the DMC.

- 8. **"Duplex Units Common Facilities"** means those facilities and ancillary equipment for the common use and benefit of the Owners of Unit-01 to Unit-03, Unit-05 to Unit-12 and Unit-15 to Unit-19 in the Lower Block and not for the use and benefit of any of Unit-01 to Unit-03, Unit-05 to Unit-12 and Unit-15 to Unit-19 in the Lower Block exclusively and shall include but not limited to Lift No.8, air-conditioning system, mechanical ventilation installation, drains, electrical equipment, fire service system, lighting, mailboxes, gas pipes, hose reel cabinets, gutter, security system (including but not limited to CCTV system, intercom and video door phone system), pipe ducts, sewers and wires and cables for the use and benefit of Unit-01 to Unit-03, Unit-05 to Unit-12 and Unit-15 to Unit-19 in the Lower Block.
- 9. **"Residential Common Areas"** means those parts of the Lot and the Development designed or intended for the common use and benefit of the Owners of the Residential Units of the Development and not otherwise specifically assigned to or for the exclusive use of an Owner of a Residential Unit and shall include but not limited to :-
  - (a) lift lobbies of Lift No.7 (except the lift lobby of Lift No.7 at Ground Floor), lift landings of Lift No.7, lift shaft of Lift No.7, canopy over Lift No.7, lift pits, staircases, roof above lift shaft of Lift No.7;
  - (b) fence walls of the Houses (as defined in the DMC) abutting on the Residential Common Areas (excluding the plaster and covering of the internal surface of those walls), and for avoidance of doubt, such parts of the external walls of House 6 as for the purpose of identification shown and coloured Yellow on the plans (certified as to their accuracy by the Authorized Person) annexed to the DMC;
  - (c) fire service pump rooms (with water tanks and access stair), area(s) for installation and use of aerial broadcast distribution, communal aerial broadcast distribution room (where applicable), potable and flushing water pump room, air-conditioning platform(s), corridor(s), flat roof(s) (which do not form part of the Residential Units, Development Common Areas, Duplex Units Common Areas or Car Park Common Areas), landscaped area(s), landscaped area(s) adjacent to 3/F of the Lower Block and 1/F of the Higher

Block, passage(s), pipe ducts (save for those forming parts of the Car Park Common Areas, the Development Common Areas, the Duplex Units Common Areas or the Residential Units), planters, smoke lobbies, ramp(s), access staircases, inaccessible space under staircase, exit staircases (save for those forming parts of the Development Common Areas and the Duplex Units Common Areas) and corridors;

and all other common parts specified in Schedule 1 to the Building Management Ordinance (Cap.344) (if any) within the Lot and the Development designed or intended for the common use and benefit of the Owners of the Residential Units and not otherwise specifically assigned to or for the exclusive use of an Owner of a Residential Unit. The Residential Common Areas are for the purpose of identification shown and coloured Yellow on the plans (certified as to their accuracy by the Authorized Person) annexed to the DMC.

- 10. **"Residential Common Facilities"** means those facilities and ancillary equipment for the common use and benefit of the Owners of the Residential Units and not for the use and benefit of a particular Residential Unit exclusively and shall include but not limited to air-conditioning or mechanical ventilation installation, air-conditioning system, drains, common lighting at the entrance of each Residential Unit, electrical equipment, fire service system, gas pipes, gutters, hose reel cabinets, Lift No.7, cat ladder to top roof of Lift No.7, lighting, sanitary fittings and installations (other than those installed at Development Common Areas, Duplex Units Common Areas and Residential Units), security system (including but not limited to CCTV system, intercom and video door phone system), sewers, aerial broadcast distribution facilities, check meter cabinets, town gas cabinets, electrical and mechanical cabinets, water pumps, water tanks and wires and cables for the use and benefit of the Residential Units.
- 11. **"Slope and Retaining Structures"** means all slopes, slope treatment works, retaining walls and other structures within or outside the Lot, the maintenance of which is the liability of the Owners under the Government Grant (as defined in the DMC) or the DMC as for the purpose of identification only shown and coloured Red on the DMC Plan of Slope Area (certified by the Authorized Person that it includes all such slope structures as at the date of the DMC) annexed to the DMC.

# SUMMARY OF DEED OF MUTUAL COVENANT

## 公契的摘要

B. NUMBER OF UNDIVIDED SHARES ASSIGNED TO EACH RESIDENTIAL PROPERTY IN THE DEVELOPMENT		
		No. of Undivided Shares allocated to each Residential Unit
Houses at the Higher Block	House 1	462
	House 2	444
	House 3	437
	House 5	576
Residential Units at the Lower Block	House 6	362
	Unit-01 on Ground Floor and First Floor*#	251
	Unit-02 on Ground Floor and First Floor*	145
	Unit-03 on Ground Floor and First Floor*#	176
	Unit-05 on Ground Floor and First Floor*#	174
	Unit-06 on Ground Floor and First Floor*	145
	Unit-07 on Ground Floor and First Floor*	163
	Unit-08 on Ground Floor and First Floor*	152
	Unit-09 on Ground Floor and First Floor*	152
	Unit-10 on Second Floor and Third Floor#@	286
	Unit-11 on Second Floor and Third Floor#@	160
	Unit-12 on Second Floor and Third Floor#@	196
	Unit-15 on Second Floor and Third Floor#@	195
	Unit-16 on Second Floor and Third Floor#@	160
	Unit-17 on Second Floor and Third Floor#@	171
	Unit-18 on Second Floor and Third Floor#@	167
	Unit-19 on Second Floor and Third Floor#@	181

Note: There is no designation of House 4, Unit-04, Unit-13 and Unit-14.  
 \* with garden    # with flat roof    @ with roof

- C. TERM OF YEARS FOR WHICH THE MANAGER OF THE DEVELOPMENT IS APPOINTED
- Subject to the provisions of the Building Management Ordinance (Cap.344), the management of the Lot and the Development shall for an initial period of two years from the date of the DMC be undertaken by the Management Company (as defined in the DMC). Prior to the formation of the Owners' Corporation (as defined in the DMC), the Owners' Committee (as defined in the DMC) may at any time terminate the Manager's (as defined in the DMC) appointment without compensation by a resolution passed by a majority of votes of Owners voting either personally or by proxy in an Owners' meeting convened under the DMC and supported by the Owners of not less than 50% of the Undivided Shares (as defined in the DMC) in aggregate (excluding the Undivided Shares allocated to the Common Areas and Common Facilities) and by giving not less than 3 calendar months' notice in writing to the Manager. The appointment of the Management Company shall continue unless so terminated or terminated in accordance with Clause (3:01:02) of the DMC.
- D. BASIS ON WHICH THE MANAGEMENT EXPENSES ARE SHARED AMONG THE OWNERS OF THE RESIDENTIAL PROPERTIES IN THE DEVELOPMENT
- Where any expenditure relates to or is for the benefit of the Lot and the Development (but does not relate solely to or is not solely for the benefit of any Unit, Residential Common Areas, Duplex Units Common Areas, Car Park Common Areas, Residential Common Facilities, Duplex Units Common Facilities or Car Park Common Facilities), the Development Common Areas and/or the Development Common Facilities the full amount of such expenditure shall be apportioned between all the Owners of the Development in proportion to the number of Management Shares (as defined in the DMC) held by them.
  - Where any expenditure relates solely to or is solely for the benefit of the Residential Units (but does not relate solely to or is not solely for the benefit of any particular Residential Unit), the Residential Common Areas and/or the Residential Common Facilities the full amount of such expenditure shall be apportioned between the Owners of the Residential Units in proportion to the number of Management Shares held by them.
  - Where any expenditure relates solely to or is solely for the benefit of Unit-01 to Unit-03, Unit-05 to Unit-12 and Unit-15 to Unit-19 in the Lower Block (but does not relate solely to or is not solely for the benefit of any particular Unit of Unit-01 to Unit-03, Unit-05 to Unit-12 and Unit-15 to Unit-19 in the Lower Block), the Duplex Units Common Areas and/or the Duplex Units Common Facilities the full amount of such expenditure shall be apportioned between the Owners of Unit-01 to Unit-03, Unit-05 to Unit-12 and Unit-15 to Unit-19 in the Lower Block in proportion to the number of Management Shares held by them.

- E. BASIS ON WHICH THE MANAGEMENT FEE DEPOSIT IS FIXED
- The management fee deposit payable in respect of each Residential Unit shall be equivalent to three (3) months' Management Fee for that Residential Unit.
- F. AREA IN THE DEVELOPMENT RETAINED BY THE OWNER FOR THE OWNER'S OWN USE
- Not applicable.



# SUMMARY OF DEED OF MUTUAL COVENANT

## 公契的摘要

### A. 發展項目的公用部份

1. **「公用地方」**指發展項目公用地方、停車場公用地方、複式單位公用地方及住宅公用地方。
2. **「公用設施」**指發展項目公用設施、停車場公用設施、複式單位公用設施及住宅公用設施。
3. **「停車場公用地方」**指設定或擬供停車位（在公契中定義）業主（在公契中定義）的共同使用及利益而並非轉讓或供個別停車位的業主獨家使用的該等地段（在公契中定義）及發展項目（在公契中定義）之地下車庫內的部份和《建築物管理條例》（第344章）附表一規定的所有其他在該地段及發展項目的公用部份（如有），包括但不限於路面溝渠連蓋/去水點、循環通道、車道及管道槽（構成發展項目公用地方、複式單位公用地方、住宅公用地方或住宅單位（在公契中定義）一部份者除外）。停車場公用地方在公契附夾的圖則上（經認可人士（在公契中定義）核實為準確）以橙色顯示，僅供識別。
4. **「停車場公用設施」**指供停車位業主而非發展項目其他部份的業主的共同使用及利益，並不是為某特定停車位的獨家使用及利益的該等設施及設備，包括但不限於供水設施、照明設施、有蓋路面溝渠、機電裝置、機械通風系統、設備及機器、為停泊於任何停車位的按《道路交通條例》（第374章）領牌的電動車輛供電或充電的相關裝置及設施及保安系統（構成發展項目公用設施、複式單位公用設施、住宅公用設施或單位（在公契中定義）一部份者除外）。
5. **「發展項目公用地方」**指整個地段及發展項目內並非特別轉讓或供予個別業主獨家使用，而設定或擬供業主共同使用與享用的所有地方（不構成單位、停車場公用地方、複式單位公用地方或住宅公用地方的一部份），包括但不限於位於該地段內的部份斜坡及護土結構、回填範圍、位於該地段內未挖掘範圍及泥土、外牆連外層正面覆面（包括但不限於鋁質覆面及裝飾、石材覆面、玻璃板、鋁百葉及鋁格柵）（不構成住宅公用地方或複式單位公用地方或停車場公用地方或住宅單位的一部份）、在7號升降機之升降機大堂之外及沿緊急車輛通道的綠化牆及外層正面範圍、位於地下之7號升降機之升降機大堂、位於地下之7號升降機之升降機大堂之簷篷、發展項目之承重牆、結構牆、地基、柱、樑及樓板（不構成住宅單位或住宅公用地方或複式單位公用地方或停車場公用地方的一部份）、發展項目出入閘口、車輛出入閘口、沿緊急車輛通道的斜道及車道、沿該地段邊界面向域多利道的圍牆、電纜豎管房、管理員房、灑水器控制閥櫃、垃圾儲存及物料回收室、總水錶房、檢查儀錶櫃、消防及灑水器泵房、灑水器水箱、機電櫃、變壓器房、高壓電開關房、低壓電開關房、管理處、清潔水增壓泵房、供安裝及使用電訊網絡設施的範圍、電訊及廣播設備房、管道槽及電纜槽（構成停車場公用地方、複式單位公用地方、住宅公用地方或住宅單位一部份者除外）、園景範圍、花槽、樓梯、傷殘人士洗手間、通往維修通道的樓板及樓梯、防煙大堂（不構成住宅公用地方或複式單位公用地方或停車場公用地方或住宅單位的一部份）、大堂（不構成住宅公用地方或複式單位公用地方或停車場公用地方或住宅單位的一部份）、走廊（不構成住宅公用地方或複式單位公用地方或停車場公用地方或住宅單位的一部份）、循環通道（不構成住宅公用地方或複式單位公用地方或停車場公用地方或住宅單位的一部份）、及位於發展項目地下由停車場往緊急車輛通道的樓梯/大堂、沿地段邊界的護土牆及空心牆，空心牆及護土結構牆之間的空間及位於該處的排水渠，
- 以及《建築物管理條例》（第344章）第一附表指定的在地段及發展項目內設定或擬供業主共同使用與享用，並非特別轉讓給或供予個別業主獨家使用的所有其他公用地方（如有）（不構成單位、複式單位公用地方、停車場公用地方或住宅公用地方的一部份）。發展項目公用地方在公契附夾的圖則上（經認可人士核實為準確）以綠色顯示，僅供識別。
6. **「發展項目公用設施」**指
  - (a) 服務發展項目公用地方的有蓋路面溝渠、排水渠、管道、排水溝、井連機電服務設施、污水渠、電線及電纜、電訊網絡設施、服務發展項目公用地方的機電裝置及現時或任何時候在該地段及發展項目之內、之下、之上或通過該地段及發展項目，將水、污水、氣體、電力及任何其他服務輸送到該地段及發展項目或其中任何部份的服務設施（不論是否套上導管）；
  - (b) 發展項目內供該地段及發展項目使用與享用，並非供個別單位使用或享用的照明，包括牆燈、花槽照明、外層正面照明；

(c) 發展項目內供該地段及發展項目使用與享用，並非供個別單位使用或享用的消防裝置及設備（包括但不限於自動灑水系統、火警偵測及警報系統、消防喉柱及消防喉轆系統）；

(d) 保安系統裝置及設備（包括但不限於閉路電視系統、對講機系統、落閘、電圍欄、電線系統、泛光燈、金屬閘、動作偵測器、拉力線）；

(e) 消防水箱、總儀錶、總開關、灑水器水箱、變壓器；及

(f) 環保系統及設施（包括但不限於綠化牆及灌溉系統），

和供該地段及發展項目共同使用與享用，並非供個別單位獨家使用或享用的其他設施及系統。

為釋疑慮，「發展項目公用設施」不包括構成停車場公用設施或複式單位公用設施或住宅公用設施一部份的該等設施、設備及類似構築物。

7. **「複式單位公用地方」**指在地段及發展項目內設定或擬供位於低座（在公契中定義）的單位-01至單位-03、單位-05至單位-12及單位-15至單位-19的業主的共同使用及利益而非特別轉讓或供位於低座的單位-01至單位-03、單位-05至單位-12及單位-15至單位-19當中任何個別單位的業主獨家使用的部份，包括但不限於： -

(a) 8號升降機之升降機大堂、8號升降機之升降機樓台、8號升降機之升降機槽、升降機井道；

(b) 連接高座（在公契中定義）及低座之連接橋；

(c) 連接橋頂之綠化天台；

(d) 低座之外牆（構成洋房6之外牆或住宅公用地方一部份者除外）連外層正面覆面（包括但不限於鋁質覆面及裝飾、石材覆面、玻璃板、鋁百葉、鋁格柵及簷篷）、8號升降機之升降機大堂及走廊外的外層正面範圍、低座天台層之圍牆；

(e) （構成停車場公用地方、發展項目公用地方、住宅公用地方或住宅單位一部份者除外）管道槽、平台、樓梯、通道樓梯、樓梯下之不可進入空間、走廊、防護走廊、空調機平台；

(f) 低座住宅單位（洋房6除外）之或其內結構牆、柱、樑及其他結構元件及支撐物；

(g) 附屬低座住宅單位（洋房6除外）天台之欄杆（及其玻璃及附帶設施）、附屬低座住宅單位（洋房6除外）天台之護牆之部份，其於「DMC PLAN OF R/F (LOWER BLOCK) AND 2/F (HIGHER BLOCK)」圖則上以紫色顯示，僅供識別；

(h) 住宅單位（位於低座的單位-01至單位-03、單位-05至單位-09）之凹入式正門出入口；

以及《建築物管理條例》（第344章）第一附表指定的地段及發展項目內設定或擬供位於低座的單位-01至單位-03、單位-05至單位-12及單位-15至單位-19的業主共同使用與享用，而非特別轉讓或供位於低座的單位-01至單位-03、單位-05至單位-12及單位-15至單位-19當中任何個別單位的業主獨家使用的其他公用部份（如有）。複式單位公用地方在公契附夾的圖則上（經認可人士核實為準確）以紫色顯示，僅供識別。

8. **「複式單位公用設施」**指為位於低座的單位-01至單位-03、單位-05至單位-12及單位-15至單位-19的業主的共同使用及利益而不是為位於低座的單位-01至單位-03、單位-05至單位-12及單位-15至單位-19當中任何個別單位的獨家使用及利益的該等設施及其附帶設備，包括但不限於供位於低座的單位-01至單位-03、單位-05至單位-12及單位-15至單位-19使用及享用的8號升降機、空調系統、機械通風裝置、排水管、電力設備、消防系統、照明、郵箱、氣體喉管、消防喉轆櫃、排水溝、保安系統（包括但不限於閉路電視系統、對講機及視像門口電話系統）、管道槽、污水管、及電線及電纜。

9. **「住宅公用地方」**指在地段及發展項目內設定或擬供發展項目住宅單位業主的共同使用及利益而非特別轉讓或供個別單位業主獨家使用的部份，包括但不限於： -

(a) 7號升降機之升降機大堂（位於地下之7號升降機之升降機大堂除外）、7號升降機之升降機樓台、7號升降機之升降機槽、7號升降機之上的簷篷、升降機井道、樓梯、7號升降機槽上之天台；

# SUMMARY OF DEED OF MUTUAL COVENANT

## 公契的摘要

(b) 洋房（在公契中定義）連接住宅公用地方之圍牆（其內層表面之灰泥及飾面除外），及為釋疑慮，洋房6外牆之該等在公契附夾的圖則上（經認可人士核實為準確）以黃色顯示（僅供識別）之部份；

(c) 消防水泵房（連水箱及通道樓梯）、供安裝及使用天線廣播分導設施的範圍、公用天線廣播分導設施房（如適用）、食水及沖廁水泵房、空調機平台、走廊、平台（不構成住宅單位、發展項目公用地方、複式單位公用地方或停車場公用地方的一部份）、園景範圍、毗連低座3樓及高座1樓之園景範圍、通道、管道槽（構成停車場公用地方、發展項目公用地方、複式單位公用地方或住宅單位的一部份者除外）、花槽、防煙大堂、斜道、通道樓梯、樓梯下之不可進入空間、逃生樓梯（構成發展項目公用地方及複式單位公用地方一部份者除外）及走廊；

以及《建築物管理條例》（第344章）第一附表指定的地段及發展項目內設定或擬供住宅單位業主共同使用與享用，而非特別轉讓或供個別住宅單位業主獨家使用的其他公用部份（如有）。住宅公用地方在公契附夾的圖則上（經認可人士核實為準確）以黃色顯示，僅供識別。

10. 「**住宅公用設施**」指為住宅單位業主的共同使用及利益而不是為個別特定住宅單位獨家使用及利益的該等設施及其附帶設備，包括但不限於供住宅單位使用及享用的空調或機械通風裝置、空調系統、排水管、每個住宅單位入口的公共照明、電力設備、消防系統、氣體喉管、排水溝、消防喉轆櫃、7號升降機、通往7號升降機頂層天台的爬梯、照明、衛生裝置及設備（安裝於發展項目公用地方、複式單位公用地方及住宅單位者除外）、保安系統（包括但不限於閉路電視系統、對講機及視象門口電話系統）、污水管、天線廣播分導設施、檢查儀錶櫃、煤氣櫃、機電櫃、水泵、水箱及電線及電纜。
11. 「**斜坡及護土結構**」指所有根據批地文件（在公契中定義）及公契規定須由業主負責維修保養的，在該地段之內或之外的所有斜坡、斜坡處理工程、護土牆及其他構築物。其在公契附夾的斜坡範圍圖則上（經認可人士核實已包括在公契簽立之日存在的所有斜坡結構）以紅色顯示，僅供識別。

### B. 分配予發展項目中的每個住宅物業的不分割份數的數目

		分配予每個住宅物業的不分割份數
高座洋房	洋房 1	462
	洋房 2	444
	洋房 3	437
	洋房 5	576
低座住宅單位	洋房 6	362
	位於地下及1樓的單位-01 *#	251
	位於地下及1樓的單位-02 *	145
	位於地下及1樓的單位-03 *#	176
	位於地下及1樓的單位-05 *#	174
	位於地下及1樓的單位-06 *	145
	位於地下及1樓的單位-07 *	163
	位於地下及1樓的單位-08 *	152

位於地下及1樓的單位-09 *	152
位於2樓及3樓的單位-10 #@	286
位於2樓及3樓的單位-11 #@	160
位於2樓及3樓的單位-12 #@	196
位於2樓及3樓的單位-15 #@	195
位於2樓及3樓的單位-16 #@	160
位於2樓及3樓的單位-17 #@	171
位於2樓及3樓的單位-18 #@	167
位於2樓及3樓的單位-19 #@	181

註：不設洋房4、單位-04、單位-13及單位-14。 \* 連花園 # 連平台 @ 連天台

### C. 有關發展項目的管理人的委任年期

在不抵觸《建築物管理條例》（第344章）的條款下，該地段和發展項目之管理將由管理公司（在公契中定義）負責，管理之首屆任期為由公契之日期起計兩年。在成立業主立案法團（在公契中定義）之前，業主委員會（在公契中定義）可向經理人（在公契中定義）給予不少於3個曆月的書面通知終止對其的委任，並無需給予補償，該決議需由多數業主無論親身或由其代表於根據公契召開的業主大會投票通過，並得到其擁有的不分割份數不低於不分割份數（在公契中定義）總量50%（不包括分配給公用地方和公用設施的不分割份數）的業主支持。除非因前述情況終止或根據公契條款(3:01:02)終止，否則對管理公司的委任將延續。

### D. 管理開支按甚麼基準在發展項目中的住宅物業的擁有人之間分擔

- 如果任何開支涉及或有利於地段及發展項目（但並非僅涉及或僅有利於任何單位、住宅公用地方、複式單位公用地方、停車場公用地方、住宅公用設施、複式單位公用設施或停車場公用設施）、發展項目公用地方及/或發展項目公用設施，則該等開支的全部款項需由發展項目的全體業主按他們持有的管理份數（在公契中定義）的比例進行分攤。
- 如果任何開支僅涉及或僅有利於住宅單位（但並非僅涉及或僅有利於個別特定住宅單位）、住宅公用地方及/或住宅公用設施，則該等開支的全部款項需由住宅單位的業主按他們持有的管理份數的比例進行分攤。
- 如果任何開支僅涉及或僅有利於位於低座的單位-01至單位-03、單位-05至單位-12及單位-15至單位-19（但並非僅涉及或僅有利於位於低座的單位-01至單位-03、單位-05至單位-12及單位-15至單位-19當中任何個別單位）、複式單位公用地方及/或複式單位公用設施，則該等開支的全部款項需由位於低座的單位-01至單位-03、單位-05至單位-12及單位-15至單位-19的業主按他們持有的管理份數的比例進行分攤。

### E. 計算管理費按金的基準

每個住宅單位需支付的管理費按金相等於該住宅單位三個月的管理費。

### F. 擁有人在發展項目中保留作自用的範圍

不適用。



# SUMMARY OF LAND GRANT

## 批地文件的摘要

1. The Development is situated on The Remaining Portion of Section 10 of Inland Lot No. 623 and The Remaining Portion of Section 11 of Inland Lot No.623 (“**the Lot**”).
2. The Lot is held from the Government under a Government Lease of Inland Lot No.623 dated 16 March 1926 (“**the Lease**”) as varied or modified by a Modification Letter (“**the Modification Letter**”) with Plan dated 26 November 2012 and registered in the Land Registry by Memorial No.12112902870110 (collectively “**the Land Grant**”).
3. The Lot is granted for a term of 999 years commencing from 16 April 1860 (“**the Term**”).
4. The Lessee or any other person or persons, shall not nor will, during the continuance of the Term, use, exercise or follow, in or upon the Lot, or any part thereof, the trade or business of a Brazier, Slaughterman, Soap-maker, Sugar-baker, Fellmonger, Melter of tallow, Oilman, Butcher, Distiller, Victualler, or Tavern-keeper, Blacksmith, Nightman, Scavenger, or any other noisy, noisome or offensive trade or business whatever, without the previous licence of the Government, signified in writing by the Government, or other person duly authorized in that behalf.
5. The Lessee shall and will, before the expiration of twelve calendar months of the Term, at his her or their own proper costs and charges, erect, build and completely finish fit for use, in a good, substantial and workmanlike manner and with the best materials of their respective kinds, one or more good substantial and safe brick or stone messuage or tenement, messuages or tenements, upon some part of the Lot, with proper fences, walls, sewers, drains and all other usual or necessary appurtenances, and shall and will before the expiration of the said twelve calendar months lay out and expend thereon the sum of one hundred Pounds sterling in dollars at the least, which said messuage or tenement, messuages or tenements, shall be of the same rate of building, elevation, character and description, and shall front and range in a uniform manner with the buildings (if any) immediately adjoining in the same Street, and the whole to be done to the satisfaction of the Director of Lands (“**the Director**”).
6. The Lessee shall and will, from time to time, and at all times hereafter when, where, and as often as need or occasion shall be and require, at his her or their own proper costs and charges, well and sufficiently repair, uphold, support, maintain, pave, purge, scour, cleanse, empty, amend and keep the messuage or tenement, messuages or tenements, and all other erections and buildings, now or at any time hereafter standing upon the Lot, and all the walls, banks, cuttings, hedges, ditches, rails, lights, pavements, privies, sinks, drains and watercourses thereto belonging, and which shall in any-wise belong or appertain unto the same, in, by and with all and all manner of needful and necessary reparations, cleansings and amendments whatsoever, the whole to be done to the satisfaction of the Director.
7. The Lessee shall and will during the Term, as often as need shall require, bear, pay and allow a reasonable share and proportion for and towards the costs, and charges of making, building, repairing, and amending, all or any roads, pavements, channels, fences and party-walls, draughts, private or public sewers and drains, requisite for, or in, or belonging to the Lot or any part thereof, in common with other premises near or adjoining thereto, and that such proportion shall be fixed and ascertained by the Director and shall be recoverable in the nature of rent in arrear.
8. It shall and may be lawful to and for the Government, the Director and other persons deputed to act for the same, twice or oftener in every year during the Term, at all reasonable times in the day, to enter into and upon the Lot, to view search and see the condition of the same, and of all decays, defects and wants of reparation and amendment, which upon every such view shall be found, to give or leave notice in writing, at or upon the Lot, or some part thereof, unto or for the Lessee, to repair and amend the same within Three Calendar Months then next following within which time the Lessee will repair and amend the same accordingly.
9. The Lessee shall not nor will, let, underlet, mortgage, assign or otherwise part with, all or any part of the Lot, for all or any part of the Term without at the same time registering such alienation in the Land Registry, and paying the prescribed fees therefor.
10. Condition (1) of the Modification Letter stipulates that:  
The Lessee shall develop the Lot by the erection thereon of a building or buildings complying in all respects with the covenants and conditions contained in the Land Grant and all Ordinances, bye-laws and regulations relating to building, sanitation and planning which are or may at any time be in force in the Hong Kong Special Administrative Region, such building or buildings to be completed and made fit for occupation on or before the 31st day of December, 2016.

11. Condition (3) of the Modification Letter stipulates that:

- (a) The Lessee shall at his own expense carry out and complete to the satisfaction of the Director such geotechnical investigations and such slope treatment, landslide preventive, mitigation and remedial works on the area shown coloured green hatched black on the plan marked “PLAN A” annexed to the Land Grant (hereinafter referred to as “**the Green Hatched Black Area**”) as the Director in his absolute discretion may require and shall, at all times during the Term, at his own expense, maintain in good and substantial repair and condition to the satisfaction of the Director the Green Hatched Black Area including all land, slope treatment works, earth-retaining structures, drainage and any other works therein and thereon. In the event that any landslide, subsidence or falling away occurs within the Green Hatched Black Area at any time during the Term, the Lessee shall at his own expense reinstate and make good the same to the satisfaction of the Director together with any adjacent or adjoining areas which, in the opinion of the Director (whose decision shall be final and binding on the Lessee), have also been affected. The Lessee shall indemnify the Government, its agents and contractors against all claims, proceedings, costs, damages and expenses whatsoever incurred by reason of such landslide, subsidence or falling away. The Lessee shall ensure at all times that there shall be no illegal excavation or dumping on the Green Hatched Black Area and, subject to the prior written approval of the Director, the Lessee may erect fences or other barriers for the prevention of such illegal excavation or dumping. In addition to any other rights or remedies the Director may have in respect of any breach of the covenants and conditions contained in the Land Grant, the Director may at any time by notice in writing call upon the Lessee to carry out such geotechnical investigations, slope treatment, landslide preventive, mitigation and remedial works and to maintain, reinstate and make good any land, structure or works affected by such landslide, subsidence or falling away, and if the Lessee shall neglect or fail to comply with such notice to the satisfaction of the Director within the period specified therein, the Director may, after the expiry of such period, execute and carry out the required works and the Lessee shall on demand repay to the Government the cost thereof.
- (b) Notwithstanding sub-clause (a) of this condition, the obligations and rights of the Lessee in respect of the Green Hatched Black Area or any part thereof under this condition shall absolutely determine upon the Government giving to the Lessee notice to that effect, and no claim for compensation shall be made against the Government or the Director or his authorized officer by the Lessee in respect of any loss, damage or disturbance suffered or any expense incurred as a result of such determination. However, such determination shall be without prejudice to any rights or remedies of the Government in respect of any antecedent breach, non-performance or non-observance of sub-clause (a) of this condition.

12. Condition (4) of the Modification Letter stipulates that:

The Lessee indemnifies and shall keep indemnified the Government from and against all actions, proceedings, liabilities, claims, costs, expenses, loss, damages, charges and demands whatsoever arising out of or incidental to any works carried out under or pursuant to the terms and conditions of the Permission Letter dated the 20th day of December 1989 from the then District Lands Officer Hong Kong South to Cheong Ming Investment Company Limited and any other works carried out on or in connection with the Green Hatched Black Area (whether with or without the authority from the Director and any relevant authority).

13. Condition (5) of the Modification Letter stipulates that:

Except with the prior written approval of the Director, no material shall be stored nor shall any building or structure or support for any building or structure be erected, constructed or placed on, over, under, above, below or within the Green Hatched Black Area.

14. Condition (10) of the Modification Letter stipulates that:

- (a) Where there is or has been any cutting away, removal or setting back of any land, or any building-up or filling-in or any slope treatment works of any kind whatsoever, whether with or without the prior written consent of the Director, either within the Lot or on any Government land, which is or was done for the purpose of or in connection with the formation, levelling or development of the Lot or any part thereof or any other works required to be done by the Lessee under the covenants and conditions contained in the Land Grant, or for any other purpose, the Lessee shall at his own expense carry out and construct such slope treatment works, retaining walls or other support, protection, drainage or ancillary or other works as shall or may then or at any time thereafter be necessary to protect and support such land within the Lot and also any adjacent or adjoining Government or leased land and to obviate

# SUMMARY OF LAND GRANT

## 批地文件的摘要

and prevent any falling away, landslip or subsidence occurring thereafter. The Lessee shall at all times during the Term maintain at his own expense the said land, slope treatment works, retaining walls or other support, protection, drainage or ancillary or other works in good and substantial repair and condition to the satisfaction of the Director.

- (c) In the event that as a result of or arising out of any formation, levelling, development or other works done by the Lessee or owing to any other reason, any falling away, landslip or subsidence occurs at any time, whether in or from any land, within the Lot or from any adjacent or adjoining Government or leased land, the Lessee shall at his own expense reinstate and make good the same to the satisfaction of the Director and shall indemnify the Government, its agents and contractors from and against all costs, charges, damages, demands and claims whatsoever which shall or may be made, suffered or incurred through or by reason of such falling away, landslip or subsidence.
- (d) In addition to any other rights or remedies in the Land Grant provided for breach of any of the covenants and conditions contained in the Land Grant, the Director shall be entitled by notice in writing to call upon the Lessee to carry out, construct and maintain the said land, slope treatment works, retaining walls, or other support, protection, and drainage or ancillary or other works or to reinstate and make good any falling away, landslip or subsidence, and if the Lessee shall neglect or fail to comply with the notice to the satisfaction of the Director within the period specified therein, the Director may forthwith execute and carry out any necessary works and the Lessee shall on demand repay to the Government the cost thereof, together with any administrative or professional fees and charges.

15. Condition (11) of the Modification Letter stipulates that:

- (a) In the event of earth, spoil, debris, construction waste or building materials (hereinafter referred to as **“the waste”**) from the Lot, or from other areas affected by any development of the Lot being eroded, washed down or dumped onto public lanes or roads or into or onto road-culverts, foreshore or seabed, sewers, storm-water drains or nullahs or other Government properties (hereinafter referred to as **“the Government properties”**), the Lessee shall at his own expense remove the waste from and make good any damage done to the Government properties. The Lessee shall indemnify the Government against all actions, claims and demands arising out of any damage or nuisance to private property caused by such erosion, washing down or dumping.
- (b) Notwithstanding sub-clause (a) of this condition the Director may (but is not obliged to), at the request of the Lessee remove the waste from and make good any damage done to the Government properties and the Lessee shall pay to the Government on demand the cost thereof.

16. Condition (12) of the Modification Letter stipulates that:

The Lessee shall take or cause to be taken all proper and adequate care, skill and precautions at all times, and particularly when carrying out construction, maintenance, renewal or repair work (hereinafter referred to as **“the Works”**), to avoid causing any damage, disturbance or obstruction to any Government or other existing drain, waterway or watercourse, water main, road, footpath, street furniture, sewer, nullah, pipe, cable, wire, utility service or any other works or installations being or running upon, over, under or adjacent to the Lot or any part thereof or the Green Hatched Black Area or both the Lot or any part thereof and the Green Hatched Black Area (hereinafter collectively referred to as **“the Services”**). The Lessee shall prior to carrying out any of the Works make or cause to be made such proper search and enquiry as may be necessary to ascertain the present position and levels of the Services, and shall submit his proposals for dealing with any of the Services which may be affected by the Works in writing to the Director for his approval in all respects, and shall not carry out any work whatsoever until the Director shall have given his written approval to the Works and to such aforesaid proposals. The Lessee shall comply with and at his expense meet any requirements which may be imposed by the Director in respect of the Services in granting the aforesaid approval, including the cost of any necessary diversion, relaying or reinstatement. The Lessee shall at his own expense in all respects repair, make good and reinstate to the satisfaction of the Director any damage, disturbance or obstruction caused to the Lot or the Green Hatched Black Area or both the Lot or any part thereof and the Green Hatched Black Area or any of the Services in any manner arising out of the Works (except for nullah, sewer, storm-water drain or water main, the making good of which shall be carried out by the

Director, unless the Director elects otherwise, and the Lessee shall pay to the Government on demand the cost of such works). If the Lessee fails to carry out any such necessary diversion, relaying, repairing, making good and reinstatement of the Lot or any part thereof or the Green Hatched Black Area or of any of the Services to the satisfaction of the Director, the Director may carry out any such diversion, relaying, repairing, making good or reinstatement as he considers necessary and the Lessee shall pay to the Government on demand the cost of such works.

17. Condition (13) of the Modification Letter stipulates that:

- (a) The Lessee shall construct and maintain at his own expense and to the satisfaction of the Director such drains and channels, whether within the boundaries of the Lot or on Government land, as the Director may consider necessary to intercept and convey into the nearest stream-course, catchpit, channel or Government storm-water drain all storm-water or rain-water falling or flowing on to the Lot, and the Lessee shall be solely liable for and shall indemnify the Government and its officers from and against all actions, claims and demands arising out of any damage or nuisance caused by such storm-water or rain-water.
- (b) The works of connecting any drains and sewers from the Lot to the Government storm-water drains and sewers, when laid and commissioned, may be carried out by the Director who shall not be liable to the Lessee for any loss or damage thereby occasioned and the Lessee shall pay to the Government on demand the cost of such connection works. Alternatively, the said connection works may be carried out by the Lessee at his own expense to the satisfaction of the Director and in such case any section of the said connection works which is constructed within Government land shall be maintained by the Lessee at his own cost and upon demand be handed over by the Lessee to the Government for future maintenance thereof at the expense of the Government and the Lessee shall pay to the Government on demand the cost of the technical audit in respect of the said connection works. The Director may, upon failure of the Lessee to maintain any section of the said connection works which is constructed within Government land, carry out such maintenance works as he considers necessary and the Lessee shall pay to the Government on demand the cost of such works.

18. Condition (15) of the Modification Letter stipulates that:

No tree growing on the Lot or adjacent thereto shall be removed or interfered with without the prior written consent of the Director who may, in granting consent, impose such conditions as to transplanting, compensatory landscaping or replanting as he may deem appropriate.

19. Condition (16) of the Modification Letter stipulates that:

No grave or columbarium shall be erected or made on the Lot, nor shall any human remains or animal remains whether in earthenware jars, cinerary urns or otherwise be interred therein or deposited thereon.



# SUMMARY OF LAND GRANT

## 批地文件的摘要

- 發展項目位於內地地段第623號第10段之餘段及第11段之餘段（「**該地段**」）。
- 根據訂立於1926年3月16日的內地地段第623號的政府租契（「**租契**」），並經一份日期為2012年11月26日以註冊摘要編號 12112902870110登記於土地註冊處的附圖則的修訂書（「**修訂書**」）更改或修訂（統稱「**批地文件**」）。
- 該地段的批地年期由1860年4月16 日起計999年（「**租期**」）。
- 承租人及其他人士在租期持續期間，在未有香港政府或其授權人士預先簽發的許可證下，不得亦不會使用該地段或其任何部份用作或從事任何銅工、屠宰、製皂、製糖、製造皮革、化油、製油、販肉、釀酒、食品供應或旅館、打鐵、掏糞、垃圾處理的行業或業務，或任何其他產生噪音、發出惡臭或令人厭惡的行業或業務。
- 承租人須在租期的第十二個曆月屆滿前，自費在該地段部份土地之上，以良好、妥善及有效的方式及以分別類型的最佳物料，搭建、建築以及完成一棟或多棟良好、堅固及安全的磚塊或石材結構的院宅或物業，配備適當的圍欄、牆壁、污水渠、排水渠以及所有其他通常或必要的附屬設施，及須在及將在上述第十二個曆月屆滿前，為之使用及支出最少相等於100英鎊之港元；所有院宅或物業的建築、高度、特性及描述應保持一致的標準，也應當與同一街道上緊接毗鄰的其他建築物（如有）保持一致的風格，致使地政總署署長（「**署長**」）對此整體上滿意。
- 承租人須不時及時刻，在每遇需要及情況時適當地自費妥善及足夠地維修、保護、承托、維持、鋪設、清除、沖刷、清洗、清理、改善及保持該地段上現有或將來的院宅或物業及所有其他搭建物或建築物，及其所屬及以任何形式與之有關或毗連之所有牆壁、堤壩、路塹、圍欄、溝渠、扶手、照明、行人道、廁所、水槽、排水渠及水道，並以所有及必須的方式進行修理、清洗及修改，致使署長對此整體上滿意。
- 承租人須在租期內不時按需要時承擔、支付及扣除用以建築、維修及改善為該地段或其任何部份所需、或在該地段或其任何部份內、或屬於該地段所或其任何部份、而與其他鄰近或毗連物業共用之所有或任何之道路、行人路、渠道、圍欄及分界牆、通風裝置、私人或公共污水渠及排水渠的費用的合理分攤及比例，該比例將由政府釐定及確定，並可當作欠繳地租作追討。
- 政府、署長及代其行事者在法律上有權在租期內，每年兩次或更頻密地於日間的合理時間內進入該地段之內或之上以觀察、搜查及檢視其狀況。若在檢視期間發現任何頹敗、損壞及需要修理及修改之處，政府、署長或代其行事者在法律上有權給予或在該地段留下書面通知要求承租人於三個曆月內就此進行修理及修改。
- 承租人不得出租、分租、按揭、轉讓或以其他方式讓與該地段或其任何部份之全部或部份租期予他人，除非同時在土地註冊處登記有關的轉讓文件並支付訂明的費用。
- 修訂書條款第 (1) 條規定：

承租人須在該地段上興建一項或多項建築物以發展該地段，並須在所有方面符合批地文件的契諾及條款和香港特別行政區現時或不時有效之有關建築、衛生及規劃的一切條例、附例及規例，該建築物或該等建築物須於2016年12月31日或之前完成和可供佔用。
- 修訂書條款第 (3) 條規定：

(a) 承租人須對附錄於批地文件並標示為「圖則A」的圖則上用綠色間黑斜線顯示的範圍（以下簡稱「**綠色間黑斜線範圍**」）自費進行與完成土力勘測及按署長自行酌情要求的斜坡處理、防止山泥傾瀉、緩解及修補工程，使署長滿意，並在租期的任何期間，自費維持綠色間黑斜線範圍，包括一切土地、斜坡處理工程、護土構築物、排水渠及其內或其上的任何其他工程，以保持其於良好充足的維修狀態，並使署長滿意。倘若在租期任何期間，綠色間黑斜線範圍發生任何山泥傾瀉、地陷或滑土，承租人須自費復原及修復該範圍連同署長認為（其決定為最終決定及約束承租人）亦受影響的任何毗鄰或毗連區域，使署長滿意。承租人須就上述山泥傾瀉、地陷及滑土而引起或引致的一切索償、法律程序、費用、損壞及開支向對政府、其代理人及承建商彌償。承租人須確保任何時候在綠色間黑斜線範圍不得有任何非法挖掘或棄置，而在署長的事先書面批准下，承租人可搭建圍欄或其他障礙物，以防止非法挖掘或棄置。除了署長對任何違反批地文件契諾及條款具有的任何其他權利或濟助外，署長可在任何時候以書面要求承租人進行上述土力勘測、斜

坡處理、防止山泥傾瀉、緩解及修補工程並維持、復原及修復受上述山泥傾瀉、地陷或滑土影響的任何土地、構築物或工程。如承租人在通知指定的時間內沒有理會或沒有遵從該通知並使署長滿意，署長可在上述通知期屆滿後展開與進行所要求的工程，而承租人須在接獲要求時付還有關費用給政府。

(b) 儘管本條款第 (a) 款規定，當政府向承租人發出達至下述效果的通知後，承租人在本條款中對綠色間黑斜線範圍或其任何部份的權利及責任將完全終止，且承租人無權就任何因上述終止而蒙受的任何損失、損害或滋擾，或支付的任何支出，向政府或署長或其授權官員申索賠償。然而，上述終止並不影響政府就任何先前的違反、不遵守或不履行本條款第(a) 款有關的任何權利或濟助。

#### 12. 修訂書條款第 (4) 條規定：

承租人須就按照或根據日期為1989年12月20日，由當時的港島南區地政專員致昌明置業有限公司的批准函的條款而進行的工程，或任何其他在綠色間黑斜線範圍上或與其有關的工程（不論是否由署長及其他有關政府部門授權）而引起或連帶的所有法律行動、法律程序、法律責任、索償、費用、支出、損失、損害、收費、及索求，向政府彌償及保持彌償。

#### 13. 修訂書條款第 (5) 條規定：

除非事先獲署長書面同意，概不可在綠色間黑斜線範圍上、之上、之下、以上、以下、或其內儲存任何物料，或興建、建築或放置任何建築物或構築物或其任何支撐物。

#### 14. 修訂書條款第 (10) 條規定：

(a) 如該地段或任何政府土地內現時或以往曾經進行過任何削土、移土或土地後移工程、或堆積或堆填或任何類型的斜坡處理工程，不論事前是否獲署長書面同意，而該等工程是為了或關乎該地段或其任何部份的形成、平整或發展的目的或承租人按批地文件的契諾及條款而須要完成的工程的目的或其他任何的目的，承租人須自費進行及建造現時或將來不時需要的該等斜坡處理工程、護土牆或其他支撐、防護、排水或附屬或其他工程，以保護和支撐該地段內的土地及任何相鄰或毗鄰的政府土地或已批租土地，同時避免及防止其後發生滑土、山泥傾瀉或地陷。承租人應時刻在租期內自費維持上述土地、斜坡處理工程、護土牆或其他支撐、防護、排水或附屬或其他工程，以保持其良好充足的維修狀態，以使署長滿意。

(c) 若承租人進行的形成、平整、發展或其他工程或其他因素導致該地段或任何相鄰或毗鄰政府或已批租土地在任何時候發生任何滑土、山泥傾瀉或地陷，承租人須自費將之回復原貌及修復以使署長滿意，並就因此等滑土、山泥傾瀉或地陷而引致其蒙受或招致的任何費用、支出、損害、索求及索償，向政府、其代理人及承建商作出彌償及保持彌償。

(d) 除批地文件內訂明有關違反此等批地條款而賦予的任何權利或補償外，署長有權以書面通知要求承租人進行、建造及維持上述土地、斜坡處理工程、護土牆或其他支撐、防護、排水或附屬或其他工程或要求將發生滑土、山泥傾瀉或地陷之處回復原貌及修復。如承租人忽略或沒有於指明時間內履行該通知內的要求，署長可立即執行及展開所須的工程而承租人須在收到通知要求後向政府償還相關的成本與及任何行政或專業費用和支出。

#### 15. 修訂書條款第 (11) 條規定：

(a) 如源自該地段或受該地段發展項目影響的其他地方之泥土、廢土、泥石、建築廢料或建築物料（下稱「**廢料**」）侵蝕、沖下或棄置於公共小巷或道路，又或排進道路下水道、前濱或海床、污水管、雨水渠或明渠或其他政府物業（下稱「**政府物業**」），承租人須自費清理廢料和修復受損的政府物業，並須就因該等侵蝕、沖下或棄置導致私人物業蒙受損害或滋擾所引致的一切訴訟、索償及索求向政府彌償；

(b) 儘管本條款第 (a) 款規定，署長可（但無責任必須）在承租人要求時，清理在政府物業上的廢料和修復任何損害，承租人並須在政府要求時支付有關費用。

# SUMMARY OF LAND GRANT

## 批地文件的摘要

### 16. 修訂書條款第 (12) 條規定：

承租人須時刻採取或達致採取一切恰當及足夠的謹慎、能力和預防措施，尤其是進行建造、保養、更新或修理工程（下稱「**工程**」）時，以免損害、干擾或阻礙該地段或其任何部份、綠色間黑斜綫範圍或該地段（或其任何部份）及綠色間黑斜綫範圍兩者之上、上面、之下或毗鄰的任何政府或其他的現有排水渠、水路或水道、總水喉、道路、行人路、街道設施、污水渠、明渠、管道、電纜、電線、公用服務設施或任何其他工程或裝置（以下統稱「**服務設施**」）。承租人須在進行工程前按需要進行或達致進行妥善勘測及查詢，以確定服務設施的現有位置及水平高度，並須向署長提交計劃書，述明其建議如何處理可能受工程影響的服務設施，以獲取署長在所有方面的批准。承租人須待署長書面批准承租人的工程及計劃書後，方可展開工程。承租人須自費符合所有署長在作出批准時施加的任何要求，包括任何必需的改道、重鋪或還原工程的費用。如因工程對該地段、綠色間黑斜綫範圍或該地段（或其任何部份）及綠色間黑斜綫範圍兩者，或任何服務設施造成任何損害、干擾或阻礙，承租人須自費全面地進行修理、復修及還原工程，以使署長滿意（除非署長另作選擇，明渠、污水管、雨水渠、總水管之復修工程將由署長負責，而承租人則須在政府要求時支付有關工程的費用）。若承租人未有在該地段或其任何部份、綠色間黑斜綫範圍或對任何服務設施展開任何所需的改道、重鋪、修理、復修及還原工程致使署長滿意，署長可展開任何其認為需要之改道、重鋪、修理、復修及還原工程，而承租人則須在政府要求時支付有關工程的費用。

### 17. 修訂書條款第 (13) 條規定：

- (a) 承租人須自費建造及維持不論是否在該地段邊界內或政府土地上署長認為必要的排水渠及渠道，並使署長滿意，以便截斷與引導落下或流至該地段的一切暴雨或雨水到最近的河道、集水井、渠道或政府雨水渠。承租人須對上述暴雨或雨水造成的任何損壞或滋擾而導致的一切訴訟、索償及索求自行負責並向政府及其官員作出彌償。
- (b) 連接任何由該地段的排水渠及污水渠至政府雨水渠及污水渠之工程（當已鋪設或啓用）可由署長履行，惟因而引致的任何損失或損害署長不須向承租人負責，而承租人須於政府提出索求時繳付予政府該等連接工程之費用。另一選擇是該等連接工程可由承租人自費進行，以使署長滿意，惟在此情況時，建築於政府土地之連接工程的任何部份須由承租人自費維持，並須於政府提出索求時由承租人交還予政府，並由政府日後出資保養，而承租人須於政府提出索求時繳付予政府有關該等連接工程之技術審核費用。署長可於承租人未有維持建築於政府土地該等連接工程的任何部份時，進行其認為有需要之保養工程，而承租人須於政府提出索求時繳付予政府該等工程之費用。

### 18. 修訂書條款第 (15) 條規定：

如非事先獲署長書面同意，概不可移除或干預任何現於該地段或毗連土地生長的樹木，而署長可於給予同意時施加其視為恰當的移植、補償園景工程或再植條件。

### 19. 修訂書條款第 (16) 條規定：

不得在該地段興建或製作墳墓或骨灰龕，亦不准在其內或其上用泥壇、骨灰盒或其他形式埋葬或存放人類遺骸或動物遺骸。



# INFORMATION ON PUBLIC FACILITIES AND PUBLIC OPEN SPACES

## 公共設施及公眾休憩用地的資料

### A. INFORMATION ON ANY FACILITIES THAT ARE REQUIRED UNDER THE LAND GRANT TO BE CONSTRUCTED AND PROVIDED FOR THE GOVERNMENT, OR FOR PUBLIC USE

Green Hatched Black Area

*Relevant provision in the Land Grant*

Condition (3) of the Schedule to the Modification Letter (to Government Lease of Inland Lot No.623 dated 16 March 1926) dated 26 November 2012 and registered in the Land Registry by Memorial No.12112902870110:

“(a) The said Lessee shall at his own expense carry out and complete to the satisfaction of the Director of Lands (hereinafter referred to as **“the Director”**) such geotechnical investigations and such slope treatment, landslide preventive, mitigation and remedial works on the area shown coloured green hatched black on the plan marked “PLAN A” annexed hereto (hereinafter referred to as **“the Green Hatched Black Area”**) as the Director in his absolute discretion may require and shall, at all times during the term hereby granted, at his own expense, maintain in good and substantial repair and condition to the satisfaction of the Director the Green Hatched Black Area including all land, slope treatment works, earth-retaining structures, drainage and any other works therein and thereon. In the event that any landslip, subsidence or falling away occurs within the Green Hatched Black Area at any time during the term hereby granted, the said Lessee shall at his own expense reinstate and make good the same to the satisfaction of the Director together with any adjacent or adjoining areas which, in the opinion of the Director (whose decision shall be final and binding on the said Lessee), have also been affected. The said Lessee shall indemnify the Government, its agents and contractors against all claims, proceedings, costs, damages and expenses whatsoever incurred by reason of such landslip, subsidence or falling away. The said Lessee shall ensure at all times that there shall be no illegal excavation or dumping on the Green Hatched Black Area and, subject to the prior written approval of the Director, the said Lessee may erect fences or other barriers for the prevention of such illegal excavation or dumping. In addition to any other rights or remedies the Director may have in respect of any breach of the covenants and conditions herein contained, the Director may at any time by notice in writing call upon the said Lessee to carry out such geotechnical investigations, slope treatment, landslip preventive, mitigation and remedial works and to maintain, reinstate and make good any land, structure or works affected by such landslip, subsidence or falling away, and if the said Lessee shall neglect or fail to comply with such notice to the satisfaction of the Director within the period specified therein, the Director may, after the expiry of such period, execute and carry out the required works and the said Lessee shall on demand repay to the Government the cost thereof.

(b) Notwithstanding sub-clause (a) of this Clause, the obligations and rights of the said Lessee in respect of the Green Hatched Black Area or any part thereof under this Clause shall absolutely determine upon the Government giving to the said Lessee notice to that effect, and no claim for compensation shall be made against the Government or the Director or his authorized officer by the said Lessee in respect of any loss, damage or disturbance suffered or any expense incurred as a result of such determination. However, such determination shall be without prejudice to any rights or remedies of the Government in respect of any antecedent breach, non-performance or non-observance of the said sub-clause (a).”

*Relevant provision in the Deed of Mutual Covenant*

Clause (3:02:01) of the draft Deed of Mutual Covenant and Management Agreement:

“ Save and except as otherwise expressly provided in this Deed, the Manager shall be responsible for and shall have full authority to do all such acts and things as may be necessary or requisite for and in connection with the proper and efficient management of the Development, including in particular but without in any way limiting the generality of the foregoing :-

(as)to take all steps necessary or expedient and carry out all works and do all things necessary for the compliance with Condition No.(3) in the Schedule of the Modification Letter dated 26 November 2012 and registered in the Land Registry by Memorial No.12112902870110.”

Clause (55) of the Fourth Schedule of the DMC:

“ The Owners shall at their own costs and expenses take all steps necessary or expedient and carry out all works and do all things necessary for complying with the Government Grant and any statutory or Governmental requirements and any obligations (contractual or otherwise) concerning or relating to the Lot and/or the Development.”

The facilities mentioned herein are required to be maintained at the expense of the owners of the residential properties in the Development, and those owners are required to meet a proportion of the expense of maintaining the facilities through the management expenses apportioned to the residential properties concerned.

### B. INFORMATION ON ANY FACILITIES THAT ARE REQUIRED UNDER THE LAND GRANT TO BE MANAGED, OPERATED OR MAINTAINED FOR PUBLIC USE AT THE EXPENSE OF THE OWNERS OF THE RESIDENTIAL PROPERTIES IN THE DEVELOPMENT

Not Applicable

### C. INFORMATION ON THE SIZE OF ANY OPEN SPACE THAT IS REQUIRED UNDER THE LAND GRANT TO BE MANAGED, OPERATED OR MAINTAINED FOR PUBLIC USE AT THE EXPENSE OF THE OWNERS OF THE RESIDENTIAL PROPERTIES IN THE DEVELOPMENT

Not Applicable

### D. INFORMATION ON ANY PART OF THE LAND (ON WHICH THE DEVELOPMENT IS SITUATED) THAT IS DEDICATED TO THE PUBLIC FOR THE PURPOSES OF REGULATION 22(1) OF THE BUILDING (PLANNING) REGULATIONS (CAP.123 SUB. LEG. F)

Not Applicable

In relation to those facilities and open spaces, and those parts of the land mentioned in paragraphs A, B, C and D above that are for public use, the general public has the right to use the facilities or open spaces, or the parts of the land, in accordance with the Land Grant.

The facilities and open spaces mentioned in paragraphs B and C above are required to be managed, operated or maintained at the expense of the owners of the residential properties in the Development, and those owners are required to meet a proportion of the expense of managing, operating or maintaining the facilities or open spaces through the management expenses apportioned to the residential properties concerned.

# INFORMATION ON PUBLIC FACILITIES AND PUBLIC OPEN SPACES

## 公共設施及公眾休憩用地的資料

### A. 根據批地文件規定須興建並提供予政府或供公眾使用的任何設施的資料

綠色間黑斜線範圍

批地文件的相關條文

日期為2012年11月26日以註冊摘要編號 12112902870110登記於土地註冊處的修訂書（以修訂訂立於1926年3月16日的內地地段第623號的政府租契）附表第(3) 條條款規定：

- 「(a) 該承租人須對附錄於本文件並標示為「圖則A」的圖則上用綠色間黑斜線顯示的範圍（以下簡稱「綠色間黑斜線範圍」）自費進行與完成土力勘測及按地政總署署長（以下簡稱「署長」）自行酌情要求的斜坡處理、防止山泥傾瀉、緩解及修補工程，使署長滿意，並在本文件授予的任何期間，自費維持綠色間黑斜線範圍，包括一切土地、斜坡處理工程、護土構築物、排水渠及其內或其上的任何其他工程，以保持其於良好充足的維修狀態，並使署長滿意。倘若在本文件授予的任何期間，綠色間黑斜線範圍發生任何山泥傾瀉、地陷或滑土，該承租人須自費復原及修復該範圍連同署長認為（其決定為最終決定及約束承租人）亦受影響的任何毗鄰或毗連區域，使署長滿意。該承租人須就上述山泥傾瀉、地陷及滑土而引起或引致的一切索償、法律程序、費用、損壞及開支向對政府、其代理人及承建商彌償。該承租人須確保任何時候在綠色間黑斜線範圍不得有任何非法挖掘或棄置，而在署長的事先書面批准下，該承租人可搭建圍欄或其他障礙物，以防止非法挖掘或棄置。除了署長對任何違反批地文件契諾及條款具有的任何其他權利或濟助外，署長可在任何時候以書面要求該承租人進行上述土力勘測、斜坡處理、防止山泥傾瀉、緩解及修補工程並維持、復原及修復受上述山泥傾瀉、地陷或滑土影響的任何土地、構築物或工程。如該承租人在通知指定的時間內沒有理會或沒有遵從該通知並使署長滿意，署長可在上述通知期屆滿後展開與進行所要求的工程，而該承租人須在接獲要求時付還有關費用給政府。
- (b) 儘管本條款第(a)款規定，當政府向該承租人發出達至下述效果的通知後，該承租人在本條款中對綠色間黑斜線範圍或其任何部份的權利及責任將完全終止，且該承租人無權就任何因上述終止而蒙受的任何損失、損害或滋擾，或支付的任何支出，向政府或署長或其授權官員申索賠償。然而，上述終止並不影響政府就任何先前的違反、不遵守或不履行本第(a) 款有關的任何權利或濟助。」

公契的相關條文

公契及管理合約草擬本的第(3:02:01)條：

「除本公契另有明文指明者外，管理人須負責並有全權作出一切與妥善及有效管理發展項目所需要或必要的行動及事項，在不限制上文一般性的情況下，包括但不限於：

- (as) 採取一切必要或應急的措施、進行一切工程、或進行一切必要的行為，以遵從日期為2012年11月26日以註冊摘要編號 12112902870110登記於土地註冊處的修訂書附表第(3) 條條款。」

公契第四附表第(55) 條：

「業主須自費採取一切必要或應急的措施、進行一切工程、或進行一切必要的行為，以遵從批地文件及任何法例或政府要求及任何涉及或有關該地段及/或發展項目的責任（不論是否以合約形式）。」

上述的設施須由發展項目中的住宅物業的擁有人出資維持，而該等擁有人按規定須以由有關住宅物業分攤的管理開支，應付維持該等設施的部分開支。

### B. 根據批地文件規定須由發展項目中的住宅物業的擁有人出資管理、營運或維持以供公眾使用的任何設施的資料

不適用

### C. 根據批地文件規定須由發展項目中的住宅物業的擁有人出資管理、營運或維持以供公眾使用的任何休憩用地的大小的資料

不適用

### D. 發展項目所位於的土地中為施行《建築物(規劃)規例》(第123章，附屬法例F)第22(1)條而撥供公眾用途的任何部分的資料

不適用

就以上A、B、C及D段提述的供公眾使用的設施及休憩用地及土地中的各部分，公眾有權按照批地文件使用該等設施或休憩用地，或土地中的該等部分。

以上B及C段提述的設施及休憩用地按規定須由發展項目中的住宅物業的擁有人出資管理、營運或維持，而該等擁有人按規定須以由有關住宅物業分攤的管理開支，應付管理、營運或維持該等設施或休憩用地的部分開支。







# WARNING TO PURCHASERS

## 對買方的警告

1. The purchaser is recommended to instruct a separate firm of solicitors (other than that acting for the owner) to act for the purchaser in relation to the transaction.
  2. If the purchaser instructs such separate firm of solicitors to act for the purchaser in relation to the transaction, that firm will be able to give independent advice to the purchaser.
  3. If the purchaser instructs the firm of solicitors acting for the owner to act for the purchaser as well, and a conflict of interest arises between the owner and the purchaser:
    - (i) that firm may not be able to protect the purchaser's interests; and
    - (ii) the purchaser may have to instruct a separate firm of solicitors; and
    - (iii) that in the case of paragraph 3(ii), the total solicitors' fees payable by the purchaser may be higher than the fees that would have been payable if the purchaser had instructed a separate firm of solicitors in the first place.
1. 建議買方聘用一間獨立的律師事務所（代表擁有人行事者除外），以在交易中代表買方行事。
  2. 如買方聘用上述的獨立的律師事務所，以在交易中代表買方行事，該律師事務所將會能夠向買方提供獨立意見。
  3. 如買方聘用代表擁有人行事的律師事務所同時代表買方行事，而擁有人與買方之間出現利益衝突：
    - (i) 該律師事務所可能不能夠保障買方的利益；及
    - (ii) 買方可能要聘用一間獨立的律師事務所；及
    - (iii) 如屬3(ii)段的情況，買方須支付的律師費用總數，可能高於如買方自一開始即聘用一間獨立的律師事務所便須支付的費用。



# CROSS-SECTION PLAN OF BUILDING IN THE DEVELOPMENT

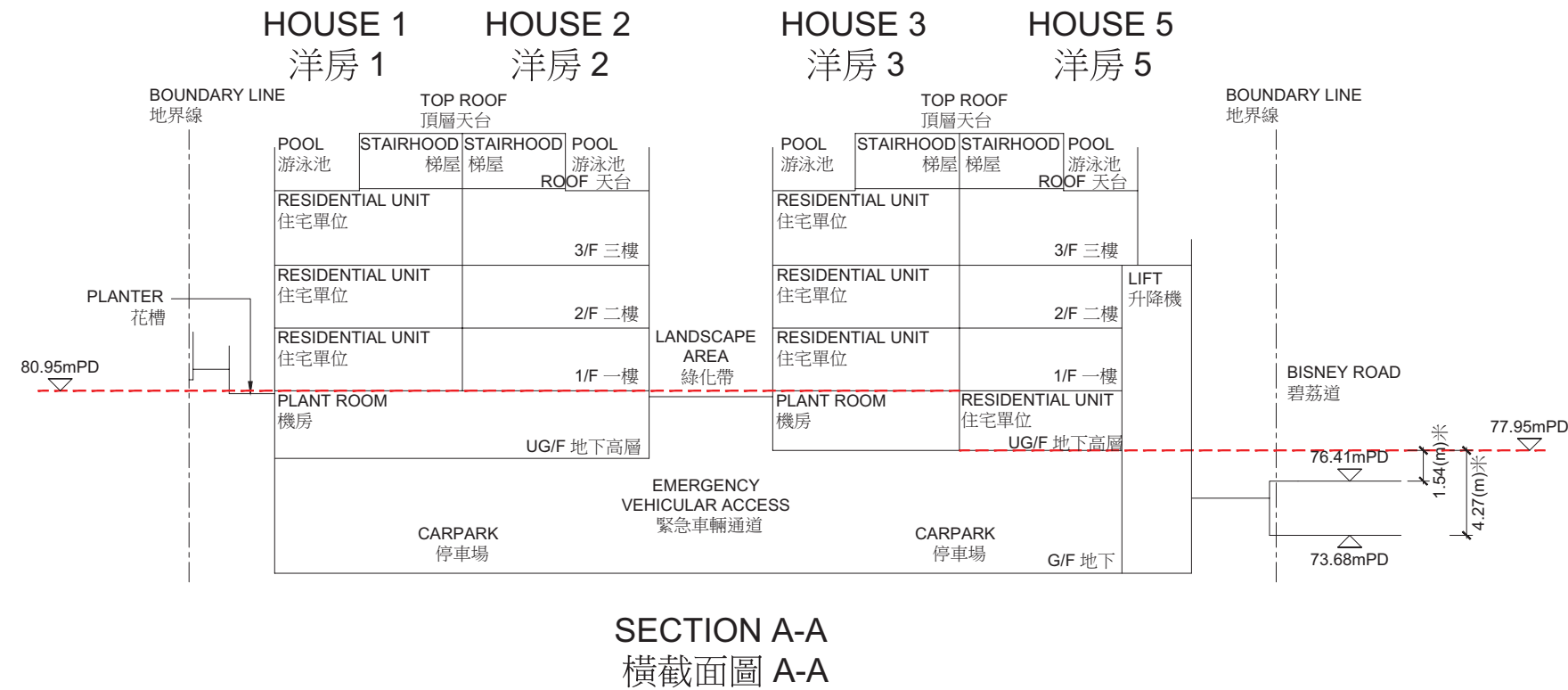
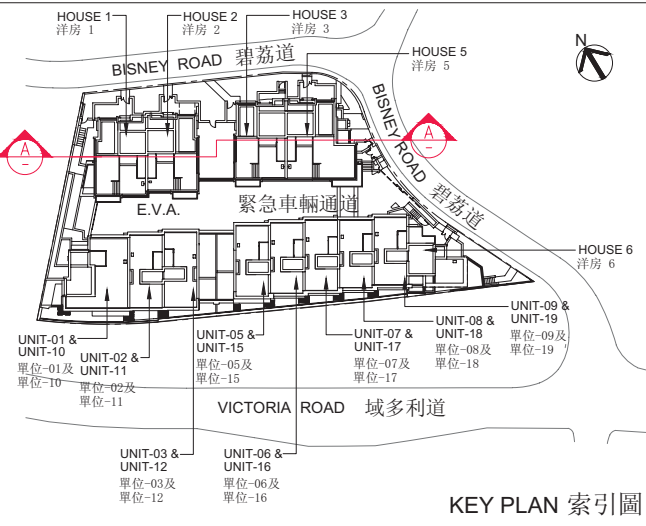
## 發展項目中的建築物的橫截面圖

### SECTION A-A

#### 橫截面圖 A-A

#### LEGEND 圖例

- E.V.A. Emergency Vehicular Access  
緊急車輛通道
- mPD Metres (Above the Hong Kong Principal Datum)  
米(香港主水平基準以上)
- Dotted line denotes the lowest residential floor  
虛線為最低住宅樓層水平
- Boundary Line of Development  
發展項目地界線



Remarks: This cross-section plan is not drawn to scale.  
備註：此橫截面圖並非按照比例繪畫。

The part of Bisney Road adjacent to the building (House 5) is 73.68 to 76.41 metres above the Hong Kong Principal Datum.  
毗連建築物(洋房5)的一段碧荔道為香港主水平基準以上73.68米至76.41米。

# CROSS-SECTION PLAN OF BUILDING IN THE DEVELOPMENT

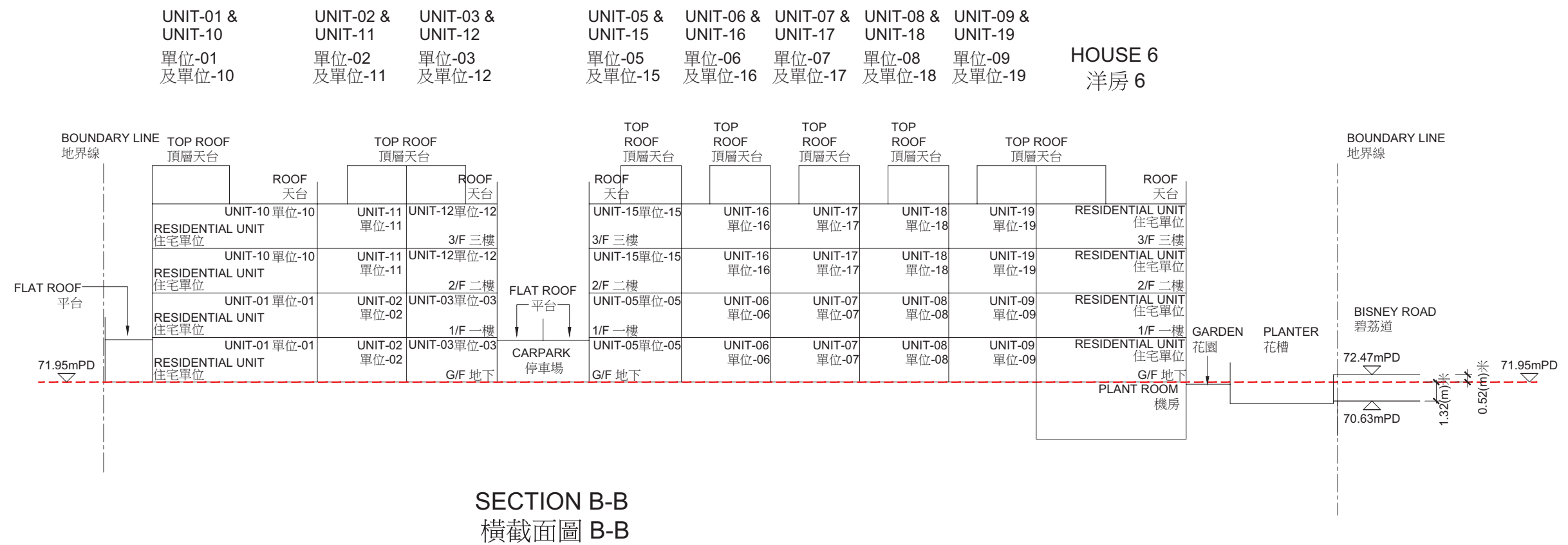
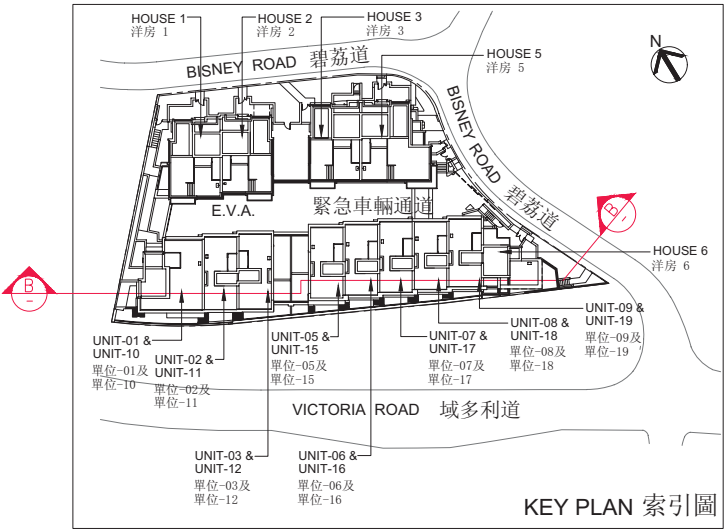
## 發展項目中的建築物的橫截面圖

### SECTION B-B

#### 橫截面圖 B-B

#### LEGEND 圖例

- E.V.A. Emergency Vehicular Access  
緊急車輛通道
- mPD Metres (Above the Hong Kong Principal Datum)  
米(香港主水平基準以上)
- Dotted line denotes the lowest residential floor  
虛線為最低住宅樓層水平
- Boundary Line of Development  
發展項目地界線



Remarks: This cross-section plan is not drawn to scale.  
備註：此橫截面圖並非按照比例繪畫。

The part of Bisney Road adjacent to the building (House 6) is 70.63 to 72.47 metres above the Hong Kong Principal Datum.  
毗連建築物(洋房6)的一段碧荔道為香港主水平基準以上70.63米至72.47米。

SECTION C-C & D-D  
橫截面圖 C-C & D-D

HOUSE 1 洋房 1

HOUSE 2 洋房 2

HOUSE 3 洋房 3

HOUSE 5 洋房 5

BISNEY ROAD 碧荔道

E.V.A.

緊急車輛通道

HOUSE 6 洋房 6

UNIT-01 & UNIT-10 單位-01及單位-10

UNIT-02 & UNIT-11 單位-02及單位-11

UNIT-03 & UNIT-12 單位-03及單位-12

UNIT-05 & UNIT-15 單位-05及單位-15

UNIT-06 & UNIT-16 單位-06及單位-16

UNIT-07 & UNIT-17 單位-07及單位-17

UNIT-08 & UNIT-18 單位-08及單位-18

UNIT-09 & UNIT-19 單位-09及單位-19

VICTORIA ROAD 域多利道

KEY PLAN 索引圖

SECTION C-C  
橫截面圖 C-C

**SECTION D-D**  
**橫截面圖 D-D**

The diagram illustrates a cross-section of a building with the following components and elevations:

- Top Level:** TOP ROOF 頂層天台 (Elevation: 80.95mPD)
- Roof:** ROOF 天台
- Residential Units:**
  - 3/F 三樓: RESIDENTIAL UNIT 住宅單位 (Elevation: 80.95mPD)
  - 2/F 二樓: RESIDENTIAL UNIT 住宅單位 (Elevation: 80.95mPD)
  - 1/F 一樓: RESIDENTIAL UNIT 住宅單位 (Elevation: 80.95mPD)
- Ground Level:** G/F 地下 (Elevation: 71.85mPD)
- Basement Level:** UG/F 地下高層 (Elevation: 80.50mPD)
- Other Features:**
  - PLANT ROOM 機房 (Elevation: 80.95mPD)
  - CARPARK 停車場 (Elevation: 71.85mPD)
  - BACKFILL 回填 (Elevation: 80.50mPD)
  - GARDEN 花園 (Elevation: 80.74mPD)
- Emergency Access:** EMERGENCY VEHICULAR ACCESS 緊急車輛通道 (Elevation: 71.85mPD)
- Boundary Line:** BOUNDARY LINE 地界線
- Adjacent Road:** BISNEY ROAD 碧荔道 (Elevation: 80.95mPD)
- Dimensions:**
  - Overall height: 9.10(m) 米
  - Ground level offset: 0.21(m) 米
  - Basement level offset: 0.45(m) 米

The part of Bisney Road adjacent to the building (House 2) is 80.50 to 80.74 metres above the Hong Kong Principal Datum.  
毗連建築物(洋房2)的一段碧荔道為香港主水平基準以上80.50至80.74米。

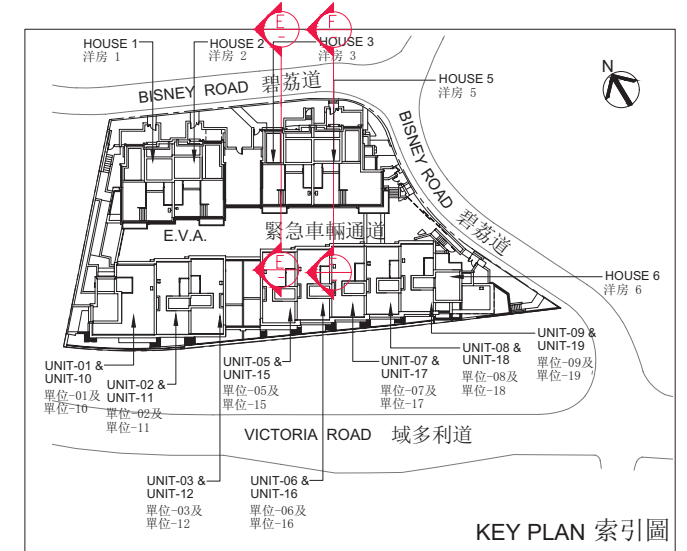
The part of Emergency Vehicular Access adjacent to the building (House 2) is 71.85 metres above the Hong Kong Principal Datum.  
毗連建築物(洋房2)的一段緊急車輛通道為香港主水平基準以上71.85米。

# CROSS-SECTION PLAN OF BUILDING IN THE DEVELOPMENT 發展項目中的建築物的橫截面圖

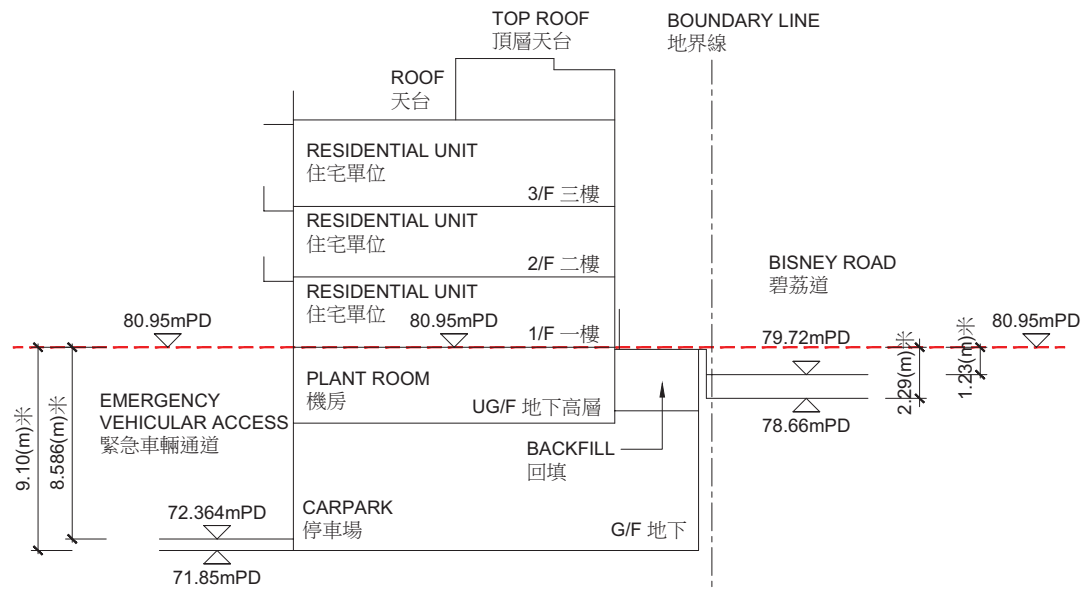
SECTION E-E & F-F  
橫截面圖 E-E & F-F

LEGEND 圖例

E.V.A.	Emergency Vehicular Access 緊急車輛通道
mPD	Metres (Above the Hong Kong Principal Datum) 米(香港主水平基準以上)
---	Dotted line denotes the lowest residential floor 虛線為最低住宅樓層水平
---	Boundary Line of Development 發展項目地界線

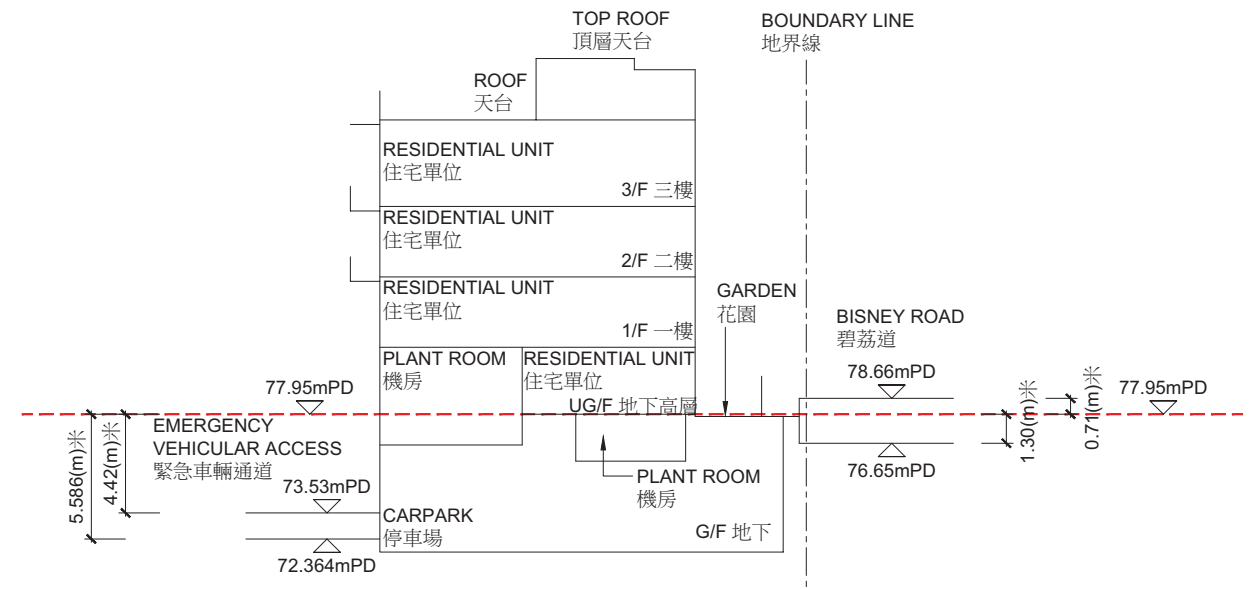


HOUSE 3  
洋房 3



SECTION E-E  
橫截面圖 E-E

HOUSE 5  
洋房 5



SECTION F-F  
橫截面圖 F-F

The part of Bisney Road adjacent to the building (House 3) is 78.66 to 79.72 metres above the Hong Kong Principal Datum.

毗連建築物（洋房3）的一段碧荔道為香港主水平基準以上78.66米至79.72米。

The part of Emergency Vehicular Access adjacent to the building (House 3) is 71.85 to 72.364 metres above the Hong Kong Principal Datum.  
毗連建築物（洋房3）的一段緊急車輛通道為香港主水平基準以上71.85至72.364米。

The part of Bisney Road adjacent to the building (House 5) is 76.65 to 78.66 metres above the Hong Kong Principal Datum.

毗連建築物(洋房5)的一段碧荔道為香港主水平基準以上76.65米至78.66米。

The part of Emergency Vehicular Access adjacent to the building (House 5) is 72.364 to 73.53 metres above the Hong Kong Principal Datum.  
毗連建築物（洋房5）的一段緊急車輛通道為香港主水平基準以上72.364至73.53米。

Remarks: This cross-section plan is not drawn to scale.  
備註：此橫截面圖並非按照比例繪畫。



# CROSS-SECTION PLAN OF BUILDING IN THE DEVELOPMENT

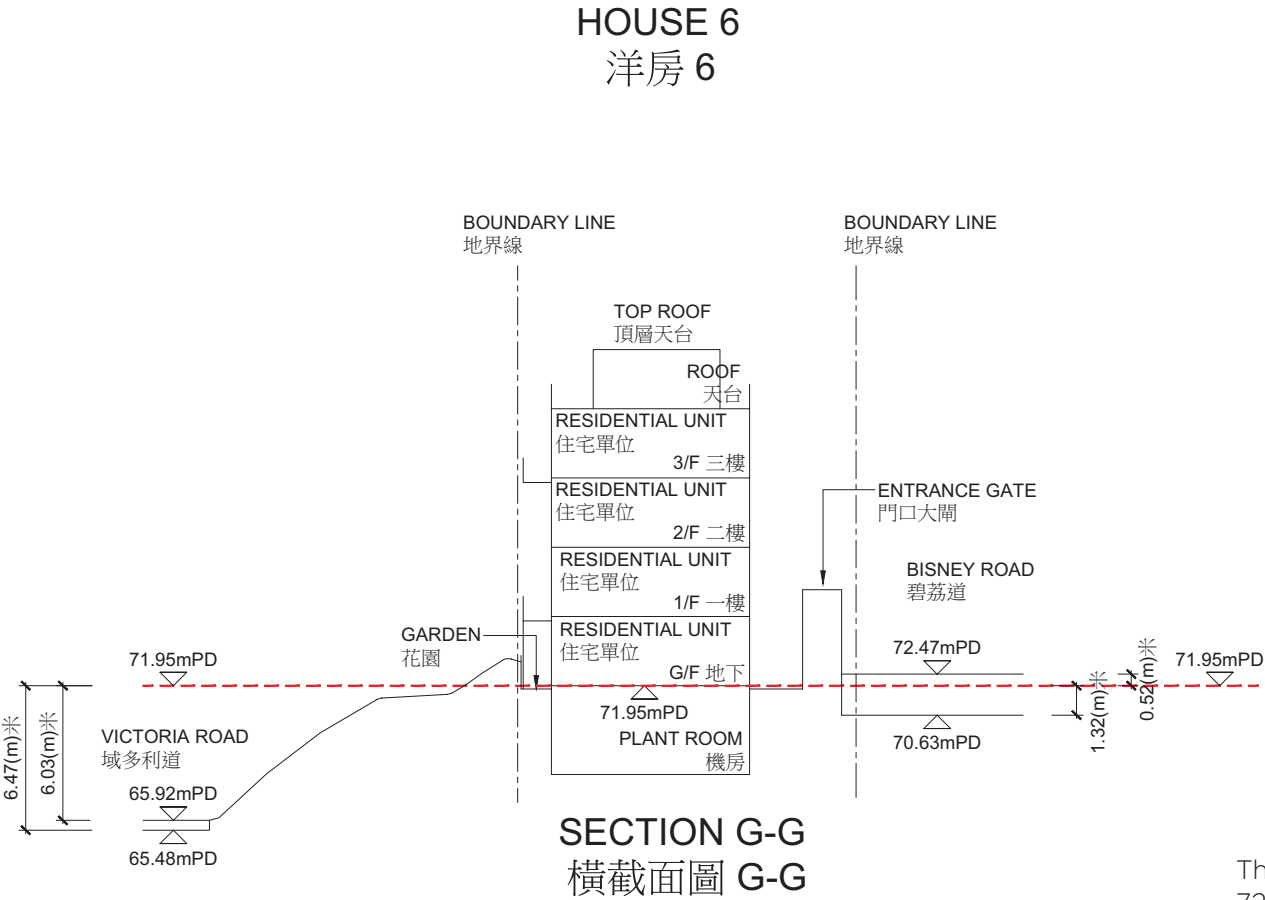
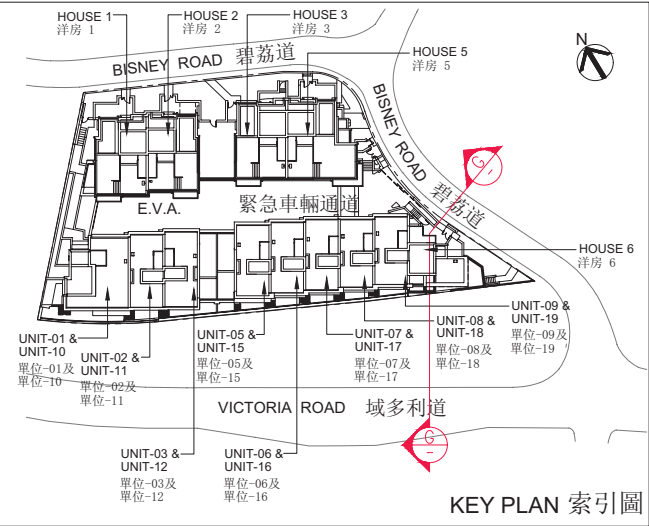
## 發展項目中的建築物的橫截面圖

### SECTION G-G

#### 橫截面圖 G-G

#### LEGEND 圖例

- E.V.A. Emergency Vehicular Access  
緊急車輛通道
- mPD Metres (Above the Hong Kong Principal Datum)  
米(香港主水平基準以上)
- Dotted line denotes the lowest residential floor  
虛線為最低住宅樓層水平
- Boundary Line of Development  
發展項目地界線



Remarks: This cross-section plan is not drawn to scale.  
備註：此橫截面圖並非按照比例繪畫。

The part of Bisney Road adjacent to the building (House 6) is 70.63 to 72.47 metres above the Hong Kong Principal Datum.  
毗連建築物(洋房6)的一段碧荔道為香港主水平基準以上70.63米至72.47米。

The part of Victoria Road adjacent to the building (House 6) is 65.48 to 65.92 metres above the Hong Kong Principal Datum.  
毗連建築物(洋房6)的一段域多利道為香港主水平基準以上65.48米至65.92米。

# CROSS-SECTION PLAN OF BUILDING IN THE DEVELOPMENT

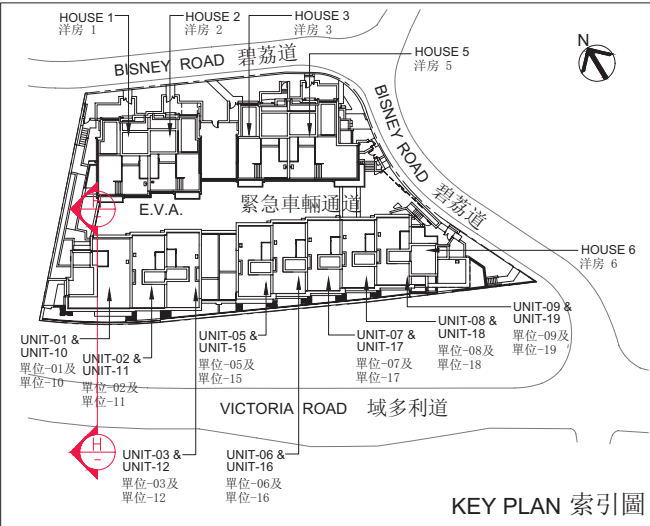
## 發展項目中的建築物的橫截面圖

### SECTION H-H

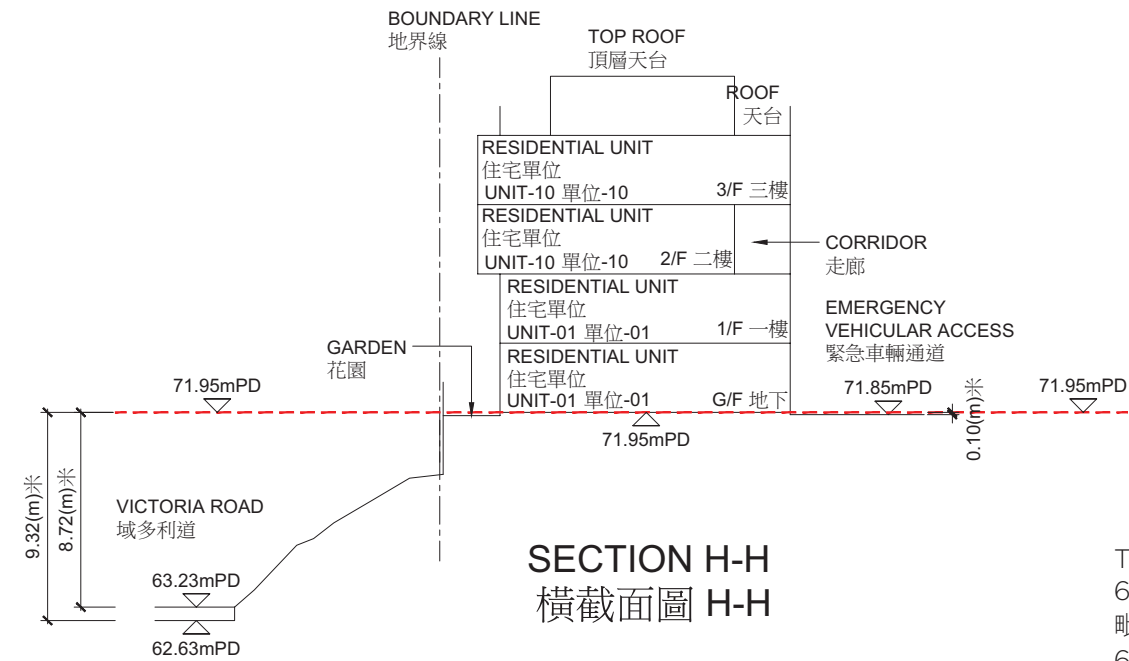
#### 橫截面圖 H-H

#### LEGEND 圖例

- E.V.A. Emergency Vehicular Access  
緊急車輛通道
- mPD Metres (Above the Hong Kong Principal Datum)  
米(香港主水平基準以上)
- Dotted line denotes the lowest residential floor  
虛線為最低住宅樓層水平
- Boundary Line of Development  
發展項目地界線



### UNIT-01 & UNIT-10 單位-01 及單位-10



The part of Victoria Road adjacent to the building (Unit-01 & Unit-10) is 62.63 to 63.23 metres above the Hong Kong Principal Datum.  
毗連建築物（單位-01及單位-10）的一段域多利道為香港主水平基準以上 62.63米至63.23米。

The part of Emergency Vehicular Access adjacent to the building (Unit-01 & Unit-10) is 71.85 metres above the Hong Kong Principal Datum.  
毗連建築物（單位-01及單位-10）的一段緊急車輛通道為香港主水平基準以上 71.85米。

Remarks: This cross-section plan is not drawn to scale.  
備註：此橫截面圖並非按照比例繪畫。

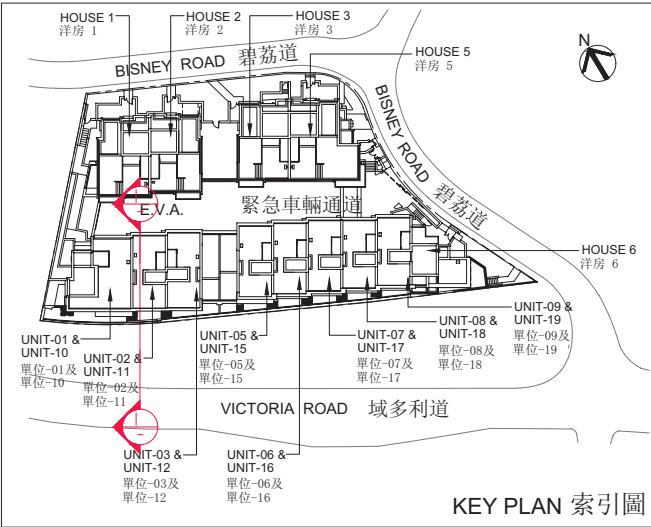
# CROSS-SECTION PLAN OF BUILDING IN THE DEVELOPMENT

## 發展項目中的建築物的橫截面圖

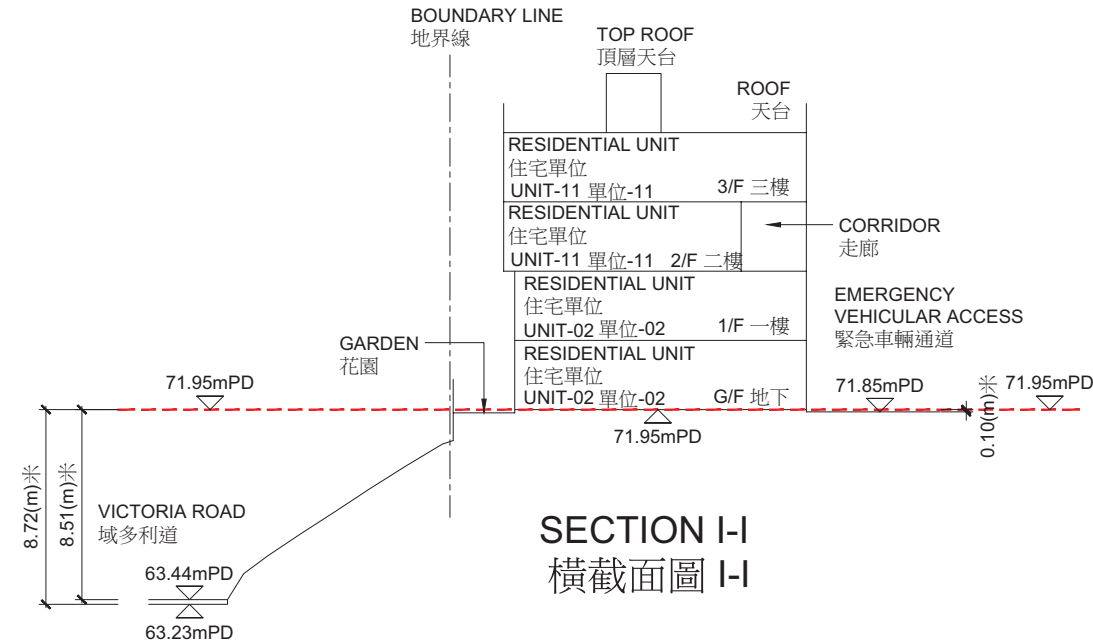
### SECTION I-I 橫截面圖 I-I

#### LEGEND 圖例

- E.V.A. Emergency Vehicular Access  
緊急車輛通道
- mPD Metres (Above the Hong Kong Principal Datum)  
米 (香港主水平基準以上)
- Dotted line denotes the lowest residential floor  
虛線為最低住宅樓層水平
- Boundary Line of Development  
發展項目地界線



### UNIT-02 & UNIT-11 單位-02 及單位-11



Remarks: This cross-section plan is not drawn to scale.  
備註：此橫截面圖並非按照比例繪畫。

The part of Victoria Road adjacent to the building (Unit-02 & Unit-11) is 63.23 to 63.44 metres above the Hong Kong Principal Datum.  
毗連建築物（單位 -02 及單位 -11）的一段域多利道為香港主水平基準以上 63.23 米至 63.44 米。

The part of Emergency Vehicular Access adjacent to the building (Unit-02 & Unit-11) is 71.85 metres above the Hong Kong Principal Datum.  
毗連建築物（單位 -02 及單位 -11）的一段緊急車輛通道為香港主水平基準以上 71.85 米。

# CROSS-SECTION PLAN OF BUILDING IN THE DEVELOPMENT

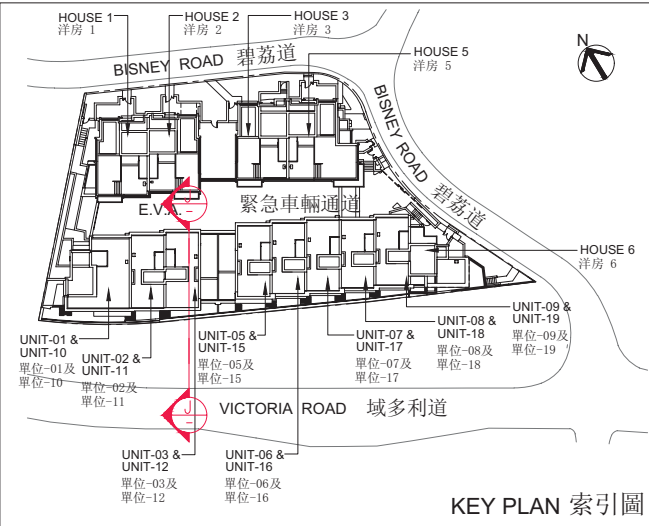
## 發展項目中的建築物的橫截面圖

### SECTION J-J

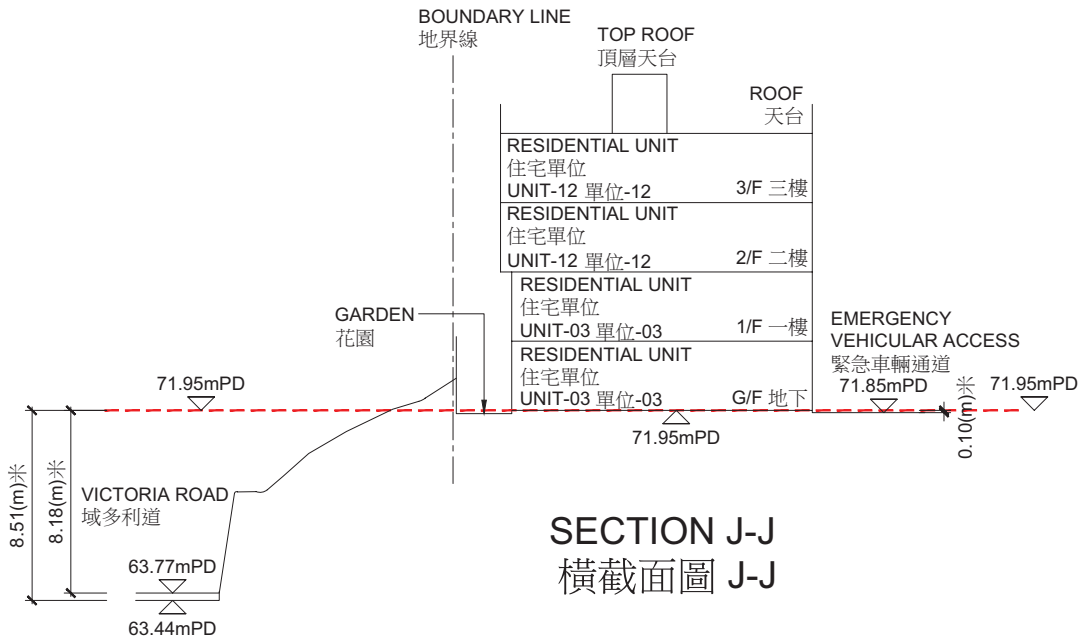
#### 橫截面圖 J-J

#### LEGEND 圖例

- E.V.A. Emergency Vehicular Access  
緊急車輛通道
- mPD Metres (Above the Hong Kong Principal Datum)  
米(香港主水平基準以上)
- Dotted line denotes the lowest residential floor  
虛線為最低住宅樓層水平
- Boundary Line of Development  
發展項目地界線



### UNIT-03 & UNIT-12 單位-03 及單位-12



Remarks: This cross-section plan is not drawn to scale.  
備註：此橫截面圖並非按照比例繪畫。

The part of Victoria Road adjacent to the building (Unit-03 & Unit-12) is 63.44 to 63.77 metres above the Hong Kong Principal Datum.  
毗連建築物（單位 -03 及單位 -12）的一段域多利道為香港主水平基準以上 63.44 米至 63.77 米。

The part of Emergency Vehicular Access adjacent to the building (Unit-03 & Unit-12) is 71.85 metres above the Hong Kong Principal Datum.  
毗連建築物（單位 -03 及單位 -12）的一段緊急車輛通道為香港主水平基準以上 71.85 米。



# CROSS-SECTION PLAN OF BUILDING IN THE DEVELOPMENT

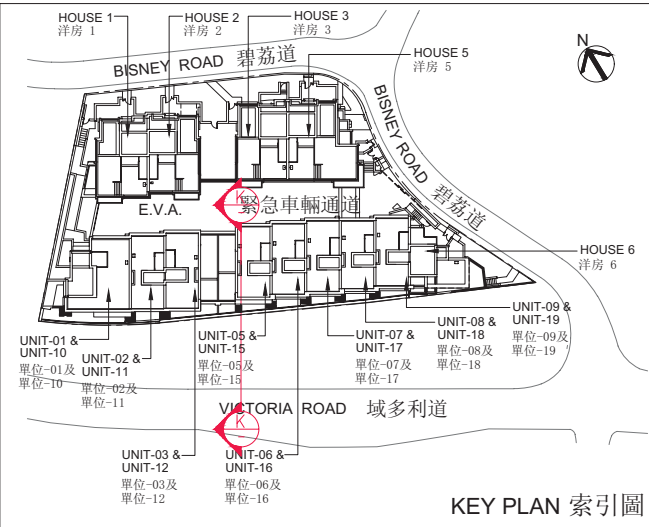
## 發展項目中的建築物的橫截面圖

### SECTION K-K

#### 橫截面圖 K-K

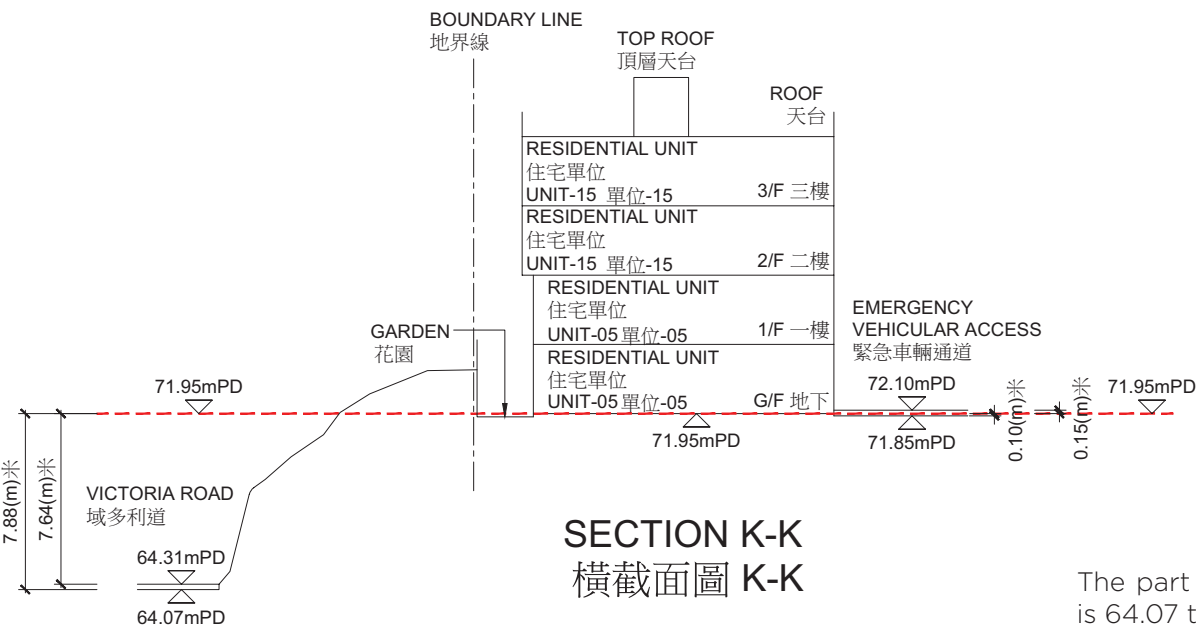
#### LEGEND 圖例

- E.V.A. Emergency Vehicular Access  
緊急車輛通道
- mPD Metres (Above the Hong Kong Principal Datum)  
米(香港主水平基準以上)
- Dotted line denotes the lowest residential floor  
虛線為最低住宅樓層水平
- Boundary Line of Development  
發展項目地界線



### UNIT-05 & UNIT-15

#### 單位-05 及單位-15



The part of Victoria Road adjacent to the building (Unit-05 & Unit-15) is 64.07 to 64.31 metres above the Hong Kong Principal Datum.  
毗連建築物（單位 -05 及單位 -15）的一段域多利道為香港主水平基準以上 64.07 米至 64.31 米。

The part of Emergency Vehicular Access adjacent to the building (Unit-05 & Unit-15) is 71.85 to 72.10 metres above the Hong Kong Principal Datum.  
毗連建築物（單位 -05 及單位 -15）的一段緊急車輛通道為香港主水平基準以上 71.85 米至 72.10 米。

Remarks: This cross-section plan is not drawn to scale.  
備註：此橫截面圖並非按照比例繪畫。

# CROSS-SECTION PLAN OF BUILDING IN THE DEVELOPMENT

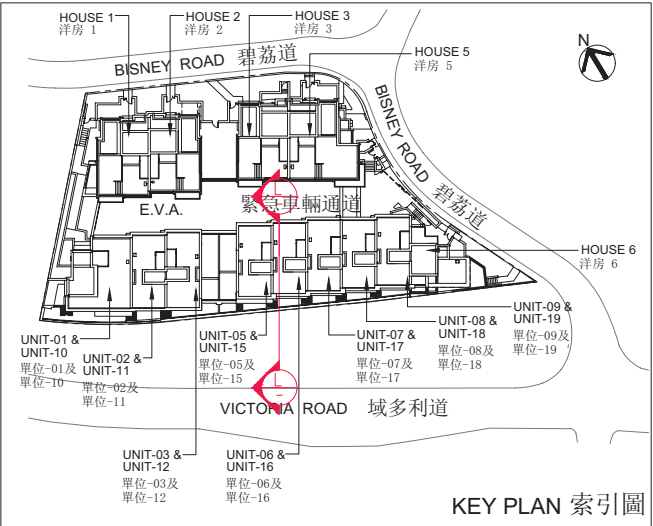
## 發展項目中的建築物的橫截面圖

### SECTION L-L

#### 橫截面圖 L-L

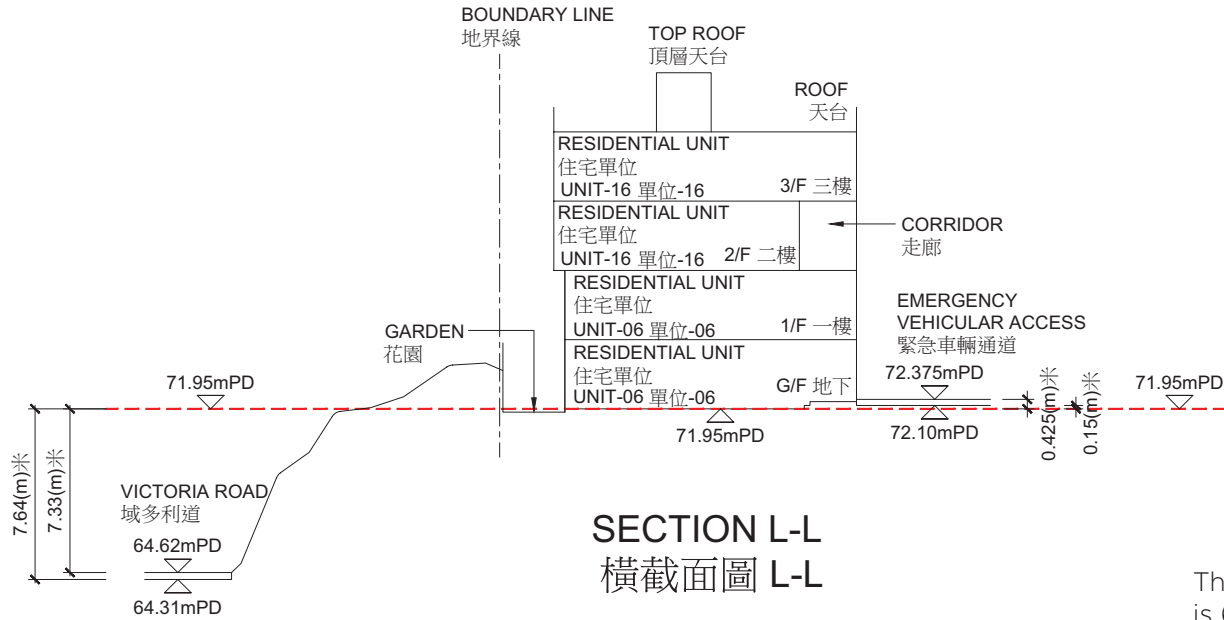
#### LEGEND 圖例

- E.V.A. Emergency Vehicular Access  
緊急車輛通道
- mPD Metres (Above the Hong Kong Principal Datum)  
米(香港主水平基準以上)
- Dotted line denotes the lowest residential floor  
虛線為最低住宅樓層水平
- Boundary Line of Development  
發展項目地界線



### UNIT-06 & UNIT-16

#### 單位-06及單位-16



### SECTION L-L

#### 橫截面圖 L-L

Remarks: This cross-section plan is not drawn to scale.  
備註：此橫截面圖並非按照比例繪畫。

The part of Victoria Road adjacent to the building (Unit-06 & Unit-16) is 64.31 to 64.62 metres above the Hong Kong Principal Datum.  
毗連建築物（單位 -06 及單位 -16）的一段域多利道為香港主水平基準以上 64.31 米至 64.62 米。

The part of Emergency Vehicular Access adjacent to the building (Unit-06 & Unit-16) is 72.10 to 72.375 metres above the Hong Kong Principal Datum.  
毗連建築物（單位 -06 及單位 -16）的一段緊急車輛通道為香港主水平基準以上 72.10 米至 72.375 米。

# CROSS-SECTION PLAN OF BUILDING IN THE DEVELOPMENT

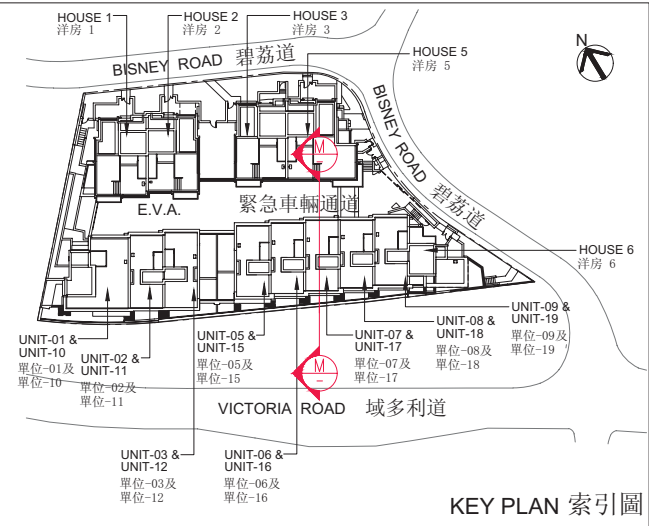
## 發展項目中的建築物的橫截面圖

### SECTION M-M

#### 橫截面圖 M-M

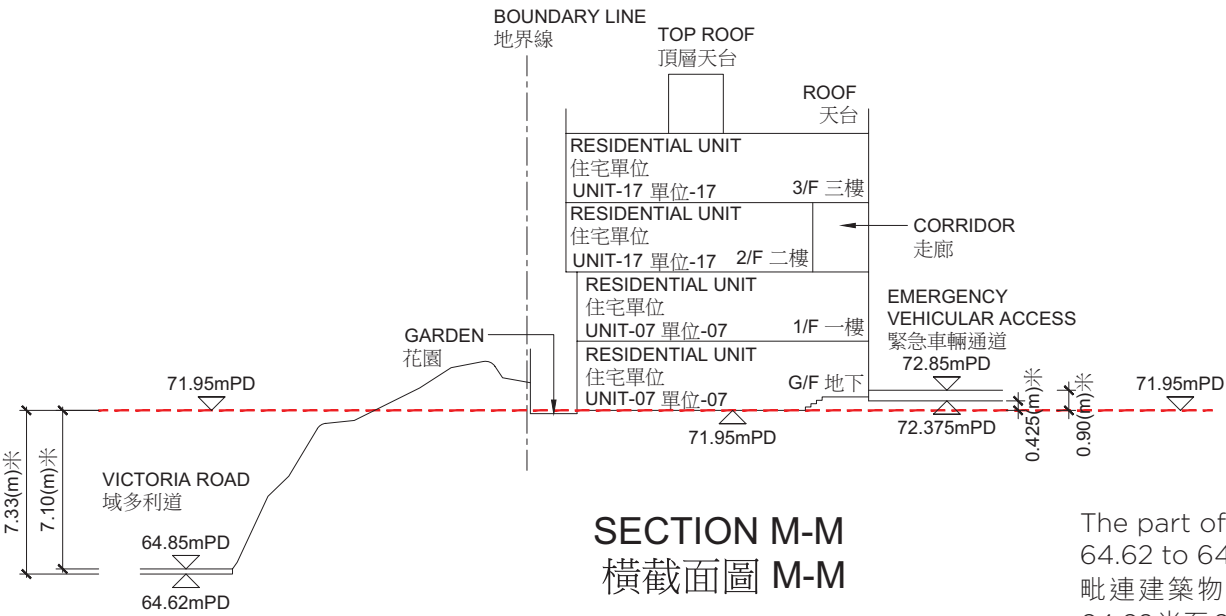
#### LEGEND 圖例

- E.V.A. Emergency Vehicular Access  
緊急車輛通道
- mPD Metres (Above the Hong Kong Principal Datum)  
米(香港主水平基準以上)
- Dotted line denotes the lowest residential floor  
虛線為最低住宅樓層水平
- Boundary Line of Development  
發展項目地界線



### UNIT-07 & UNIT-17

單位-07  
及單位-17



The part of Victoria Road adjacent to the building (Unit-07 & Unit-17) is 64.62 to 64.85 metres above the Hong Kong Principal Datum.  
毗連建築物（單位 -07 及單位 -17）的一段域多利道為香港主水平基準以上 64.62 米至 64.85 米。

The part of Emergency Vehicular Access adjacent to the building (Unit-07 & Unit-17) is 72.375 to 72.85 metres above the Hong Kong Principal Datum.  
毗連建築（單位 -07 及單位 -17）的一段緊急車輛通道為香港主水平基準以上 72.375 米至 72.85 米。

Remarks: This cross-section plan is not drawn to scale.  
備註：此橫截面圖並非按照比例繪畫。

# CROSS-SECTION PLAN OF BUILDING IN THE DEVELOPMENT

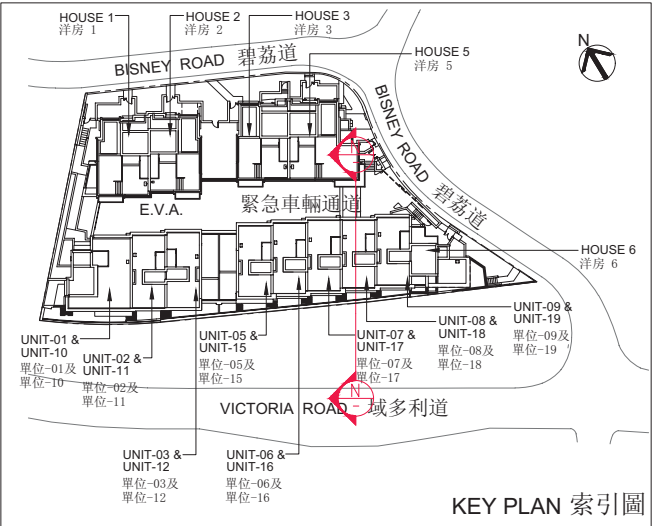
## 發展項目中的建築物的橫截面圖

### SECTION N-N

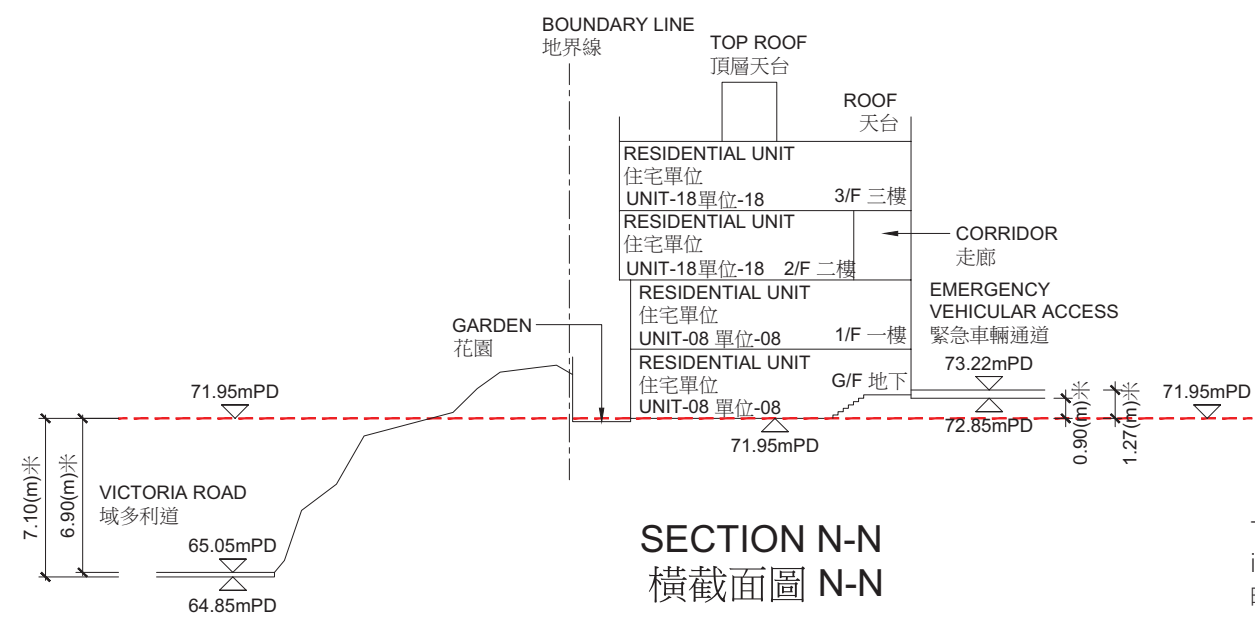
#### 橫截面圖 N-N

#### LEGEND 圖例

- E.V.A. Emergency Vehicular Access  
緊急車輛通道
- mPD Metres (Above the Hong Kong Principal Datum)  
米(香港主水平基準以上)
- Dotted line denotes the lowest residential floor  
虛線為最低住宅樓層水平
- Boundary Line of Development  
發展項目地界線



### UNIT-08 & UNIT-18 單位-08 及單位-18



The part of Victoria Road adjacent to the building (Unit-08 & Unit-18) is 64.85 to 65.05 metres above the Hong Kong Principal Datum.  
毗連建築物（單位 -08 及單位 -18）的一段域多利道為香港主水平基準以上 64.85 米至 65.05 米。

The part of Emergency Vehicular Access adjacent to the building (Unit-08 & Unit-18) is 72.85 to 73.22 metres above the Hong Kong Principal Datum.  
毗連建築物（單位 -08 及單位 -18）的一段緊急車輛通道為香港主水平基準以上 72.85 米至 73.22 米。

Remarks: This cross-section plan is not drawn to scale.  
備註：此橫截面圖並非按照比例繪畫。



# CROSS-SECTION PLAN OF BUILDING IN THE DEVELOPMENT

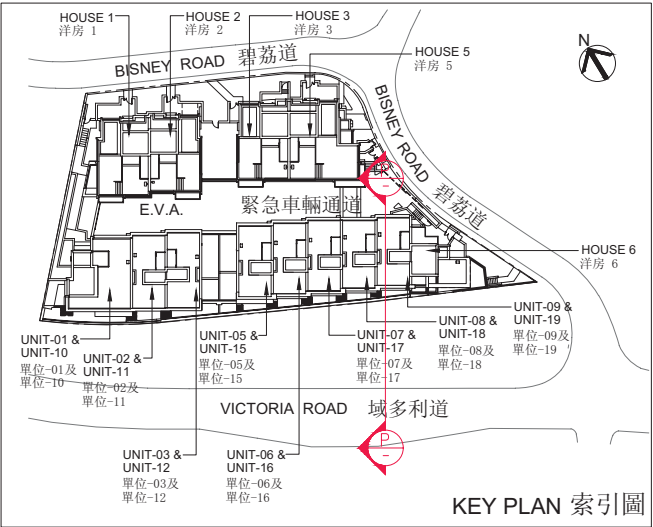
## 發展項目中的建築物的橫截面圖

### SECTION P-P

#### 橫截面圖 P-P

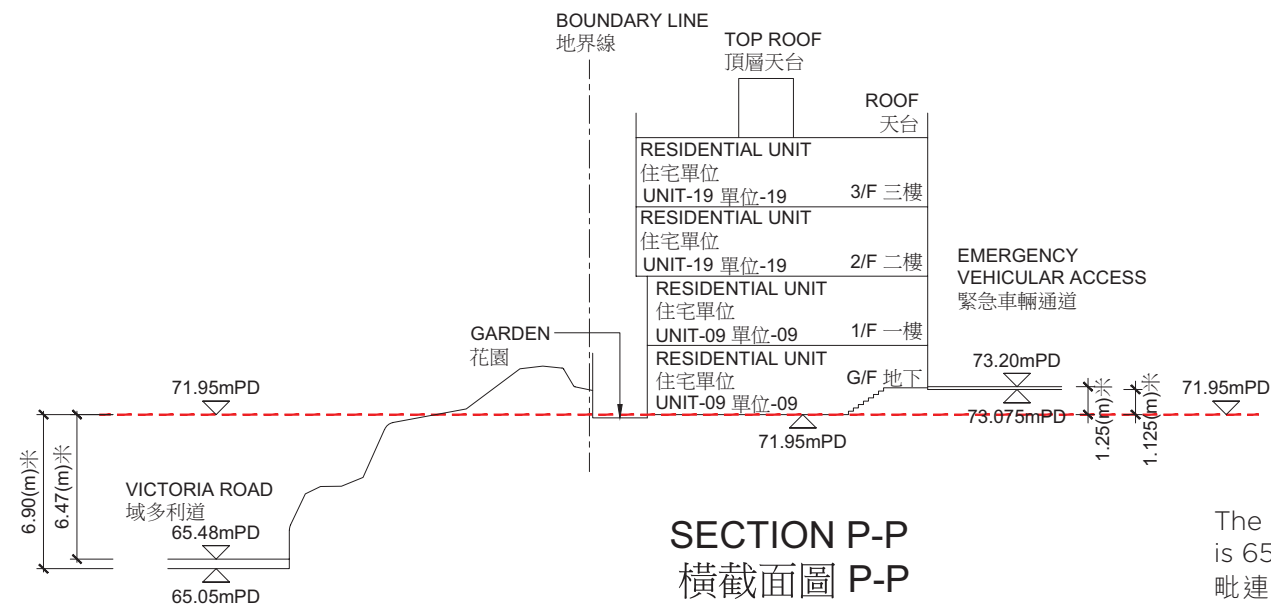
#### LEGEND 圖例

- E.V.A. Emergency Vehicular Access  
緊急車輛通道
- mPD Metres (Above the Hong Kong Principal Datum)  
米(香港主水平基準以上)
- Dotted line denotes the lowest residential floor  
虛線為最低住宅樓層水平
- Boundary Line of Development  
發展項目地界線



### UNIT-09 & UNIT-19

#### 單位-09 及單位-19



The part of Victoria Road adjacent to the building (Unit-09 & Unit-19) is 65.05 to 65.48 metres above the Hong Kong Principal Datum.  
毗連建築物（單位 -09 及單位 -19）的一段域多利道為香港主水平基準以上 65.05 米至 65.48 米。

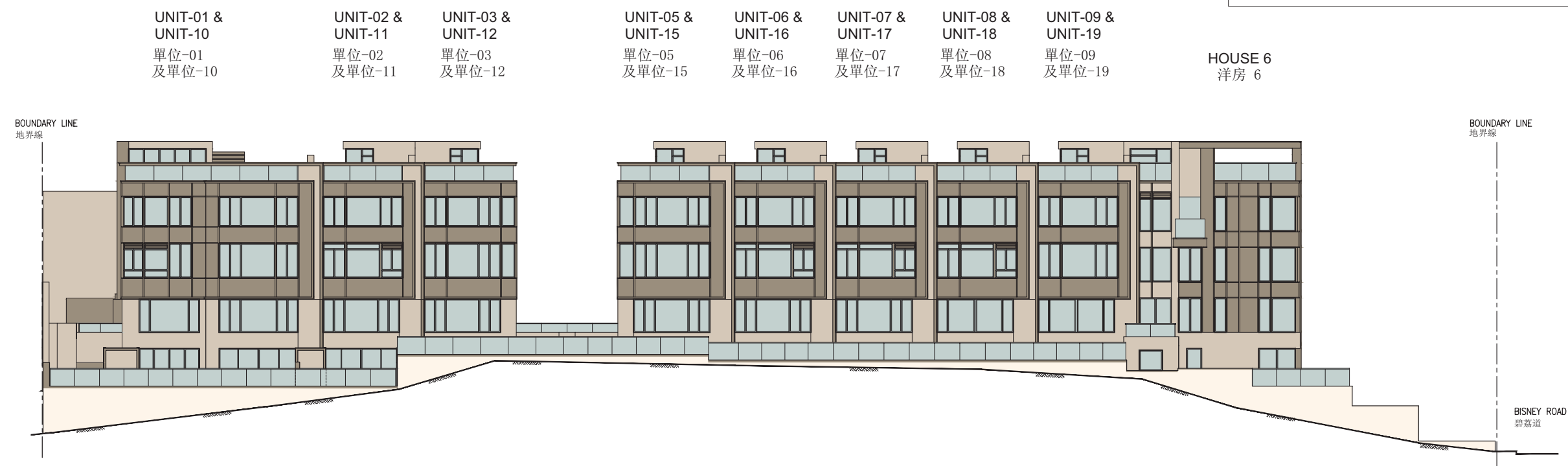
The part of Emergency Vehicular Access adjacent to the building (Unit-09 & Unit-19) is 73.075 to 73.20 metres above the Hong Kong Principal Datum.  
毗連建築物（單位 -09 及單位 -19）的一段緊急車輛通道為香港主水平基準以上 73.075 米至 73.20 米。

Remarks: This cross-section plan is not drawn to scale.  
備註：此橫截面圖並非按照比例繪畫。

# ELEVATION PLAN

## 立面圖

ELEVATION PLAN 1  
立面圖 1



Authorized Person for the Development certified that the elevations shown on this plan:

(a) are prepared on the basis of the approved building plans for the Development as of 25 May 2017 and approved building plans (alterations & additions) for the Development as of 16 January 2019 and 25 June 2021; and

(b) are in general accordance with the outward appearance of the Development.

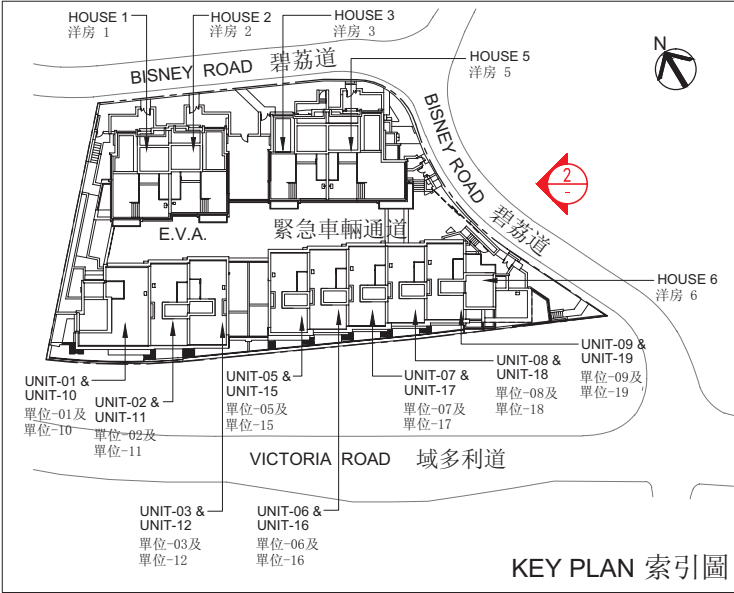
發展項目的認可人士證明本圖所顯示的立面：

(a) 以2017年5月25日的情況為準的發展項目的經批准的建築圖則及2019年1月16日和2021年6月25日的情況為準的發展項目的經批准的建築圖則(改動及加建)為基礎擬備；及

(b) 大致上與發展項目的外觀一致。

# ELEVATION PLAN 立面圖

## ELEVATION PLAN 2 立面圖 2



Authorized Person for the Development certified that the elevations shown on this plan:

(a) are prepared on the basis of the approved building plans for the Development as of 25 May 2017 and approved building plans (alterations & additions) for the Development as of 16 January 2019 and 25 June 2021; and

(b) are in general accordance with the outward appearance of the Development.

發展項目的認可人士證明本圖所顯示的立面：

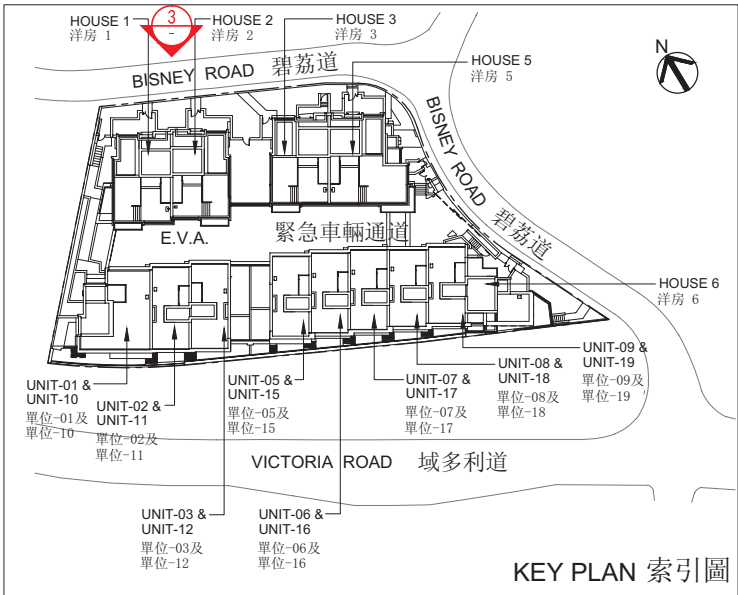
(a) 以2017年5月25日的情況為準的發展項目的經批准的建築圖則及2019年1月16日和2021年6月25日的情況為準的發展項目的經批准的建築圖則(改動及加建)為基礎擬備；及

(b) 大致上與發展項目的外觀一致。

# ELEVATION PLAN

## 立面圖

ELEVATION PLAN 3  
立面圖 3



Authorized Person for the Development certified that the elevations shown on this plan:

(a) are prepared on the basis of the approved building plans for the Development as of 25 May 2017 and approved building plans (alterations & additions) for the Development as of 16 January 2019 and 25 June 2021; and

(b) are in general accordance with the outward appearance of the Development.

發展項目的認可人士證明本圖所顯示的立面：

(a) 以2017年5月25日的情況為準的發展項目的經批准的建築圖則及2019年1月16日和2021年6月25日的情況為準的發展項目的經批准的建築圖則(改動及加建)為基礎擬備；及

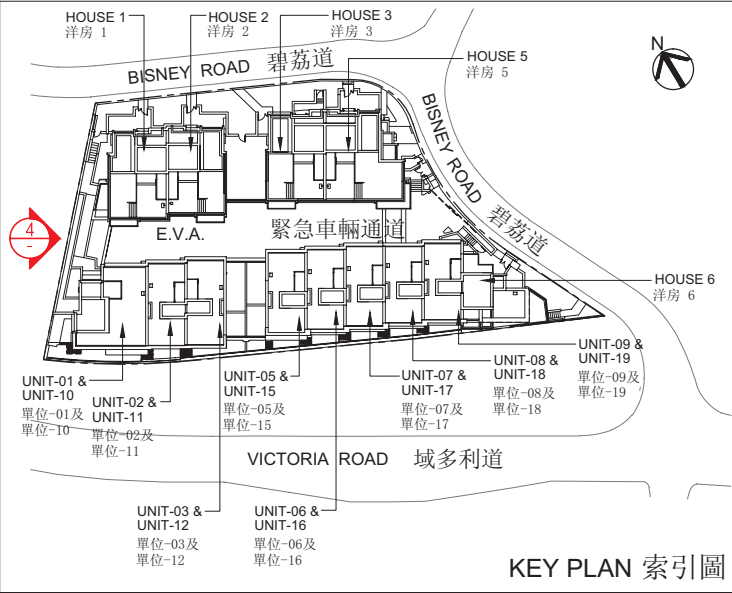
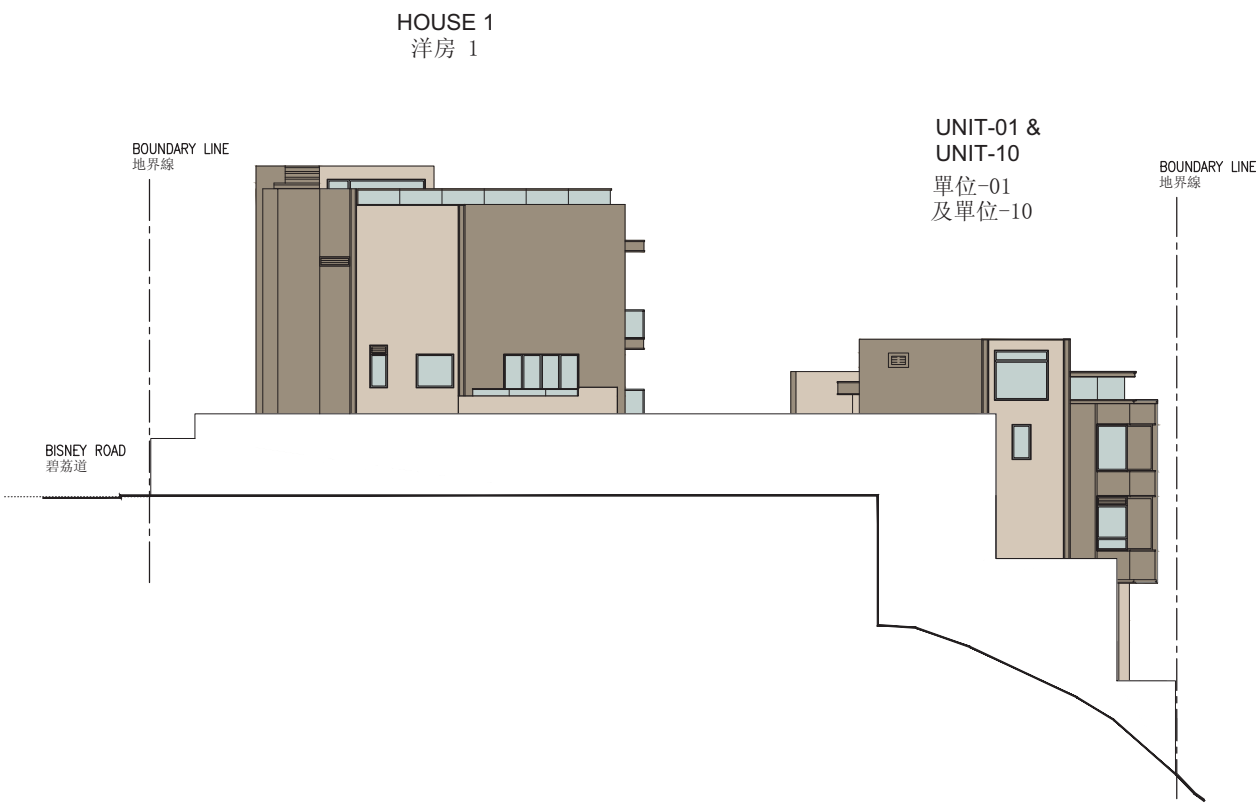
(b) 大致上與發展項目的外觀一致。



# ELEVATION PLAN

## 立面圖

ELEVATION PLAN 4  
立面圖 4



Authorized Person for the Development<sup>1</sup> certified that the elevations shown on this plan:  
(a) are prepared on the basis of the approved building plans for the Development as of 25 May 2017; and  
(b) are in general accordance with the outward appearance of the Development.

Remarks:

1 The former Authorized Person for the Development appointed for the period from 7 November 2012 to 28 April 2021. As the current Authorized Person for the Development has not yet been appointed as of 25 May 2017, the elevations shown on this plan are certified by the said former Authorized Person on the said date.

發展項目的認可人士<sup>1</sup>證明本圖所顯示的立面：  
(a) 以2017年5月25日的情況為準的發展項目的經批准的建築圖則為基礎擬備；及  
(b) 大致上與發展項目的外觀一致。

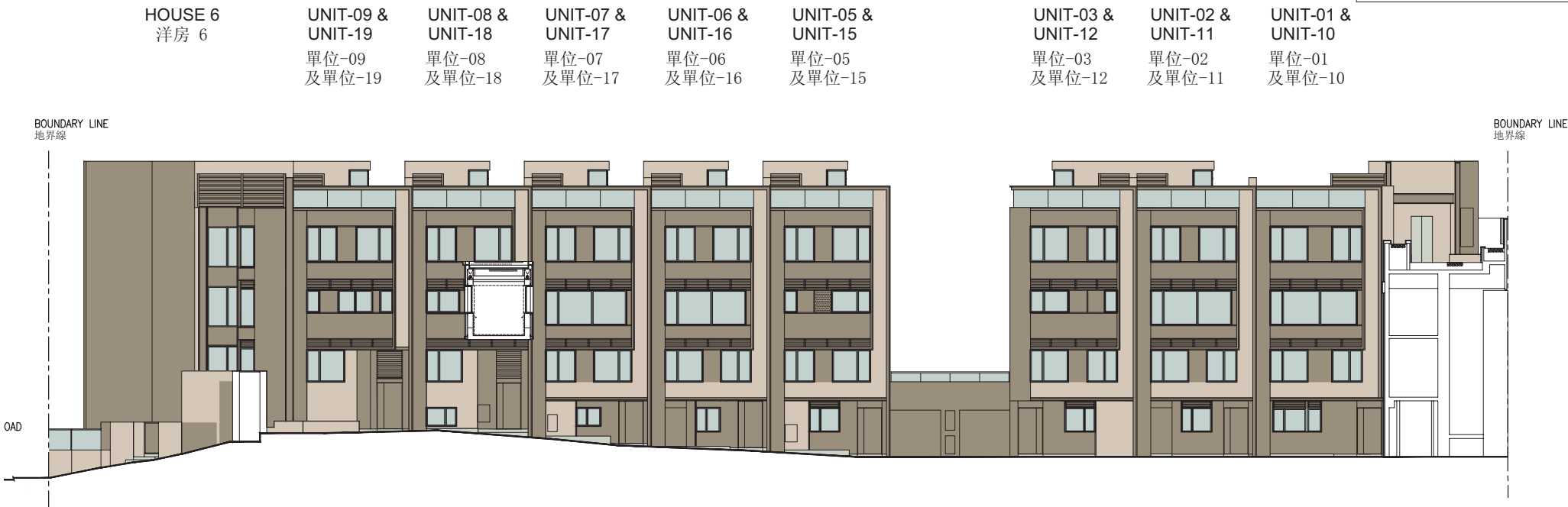
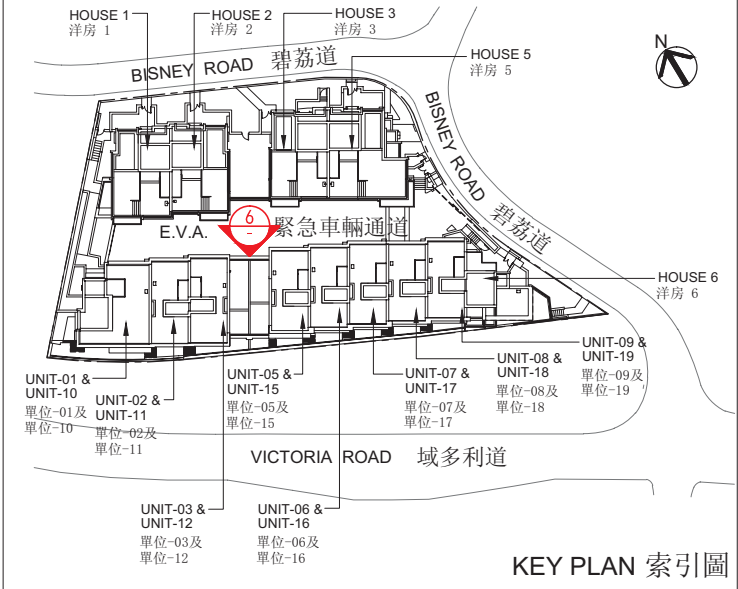
備註：

1 由2012年11月7日至2021年4月28日所委任的發展項目前認可人士。因發展項目現任的認可人士於2017年5月25日尚未獲委任，故本圖所顯示的立面為由該前認可人士於前述的日期證明。

# ELEVATION PLAN

## 立面圖

ELEVATION PLAN 5  
立面圖 5



Authorized Person for the Development certified that the elevations shown on this plan:

(a) are prepared on the basis of the approved building plans for the Development as of 25 May 2017 and approved building plans (alterations & additions) for the Development as of 25 June 2021; and

(b) are in general accordance with the outward appearance of the Development.

發展項目的認可人士證明本圖所顯示的立面：

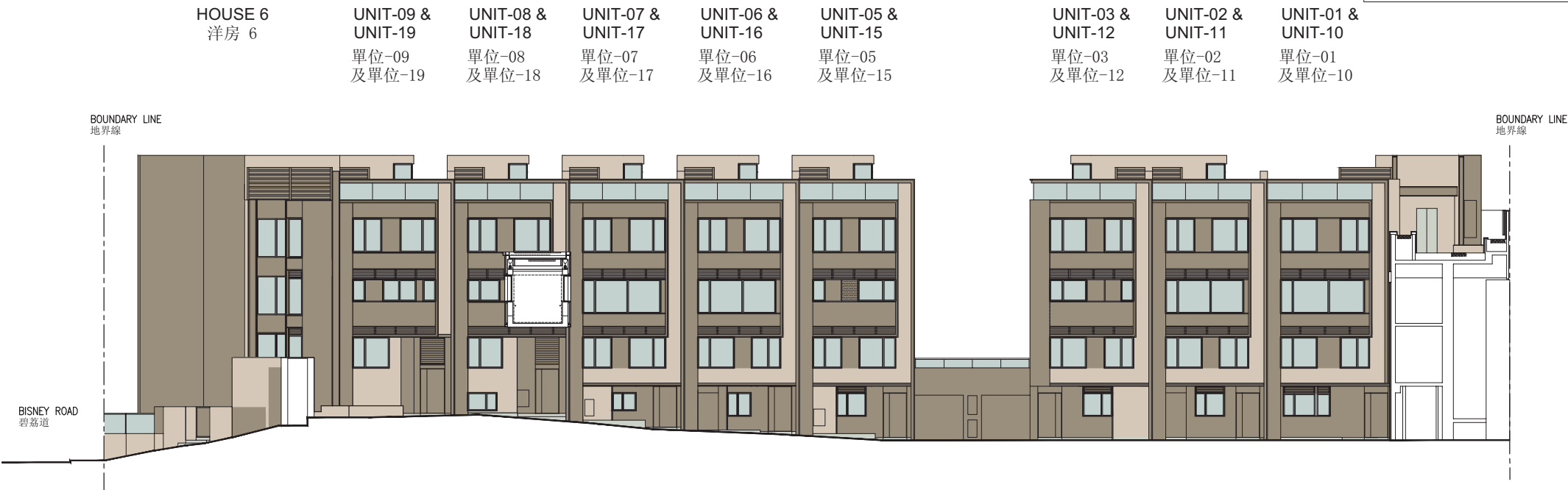
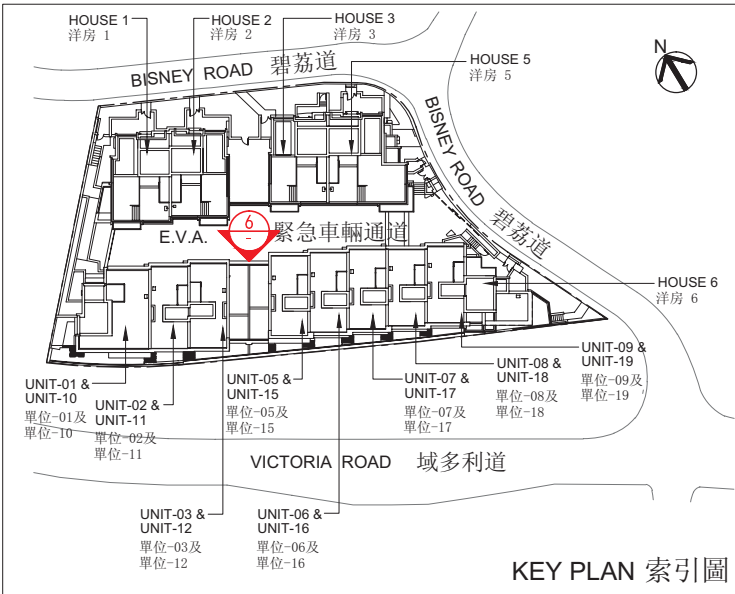
(a) 以2017年5月25日的情況為準的發展項目的經批准的建築圖則及2021年6月25日的情況為準的發展項目的經批准的建築圖則(改動及加建)為基礎擬備；及

(b) 大致上與發展項目的外觀一致。

# ELEVATION PLAN

## 立面圖

ELEVATION PLAN 6  
立面圖 6



Authorized Person for the Development certified that the elevations shown on this plan:

(a) are prepared on the basis of the approved building plans for the Development as of 25 May 2017 and approved building plans (alterations & additions) for the Development as of 16 January 2019 and 25 June 2021; and

(b) are in general accordance with the outward appearance of the Development.

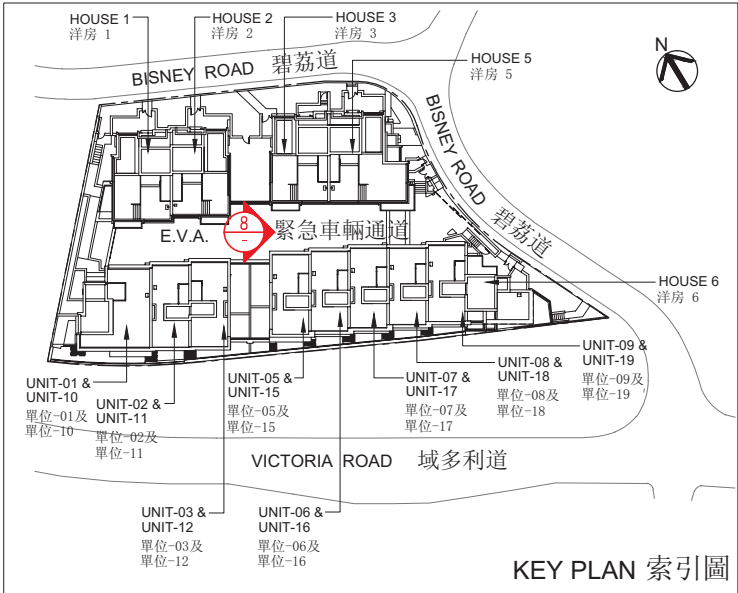
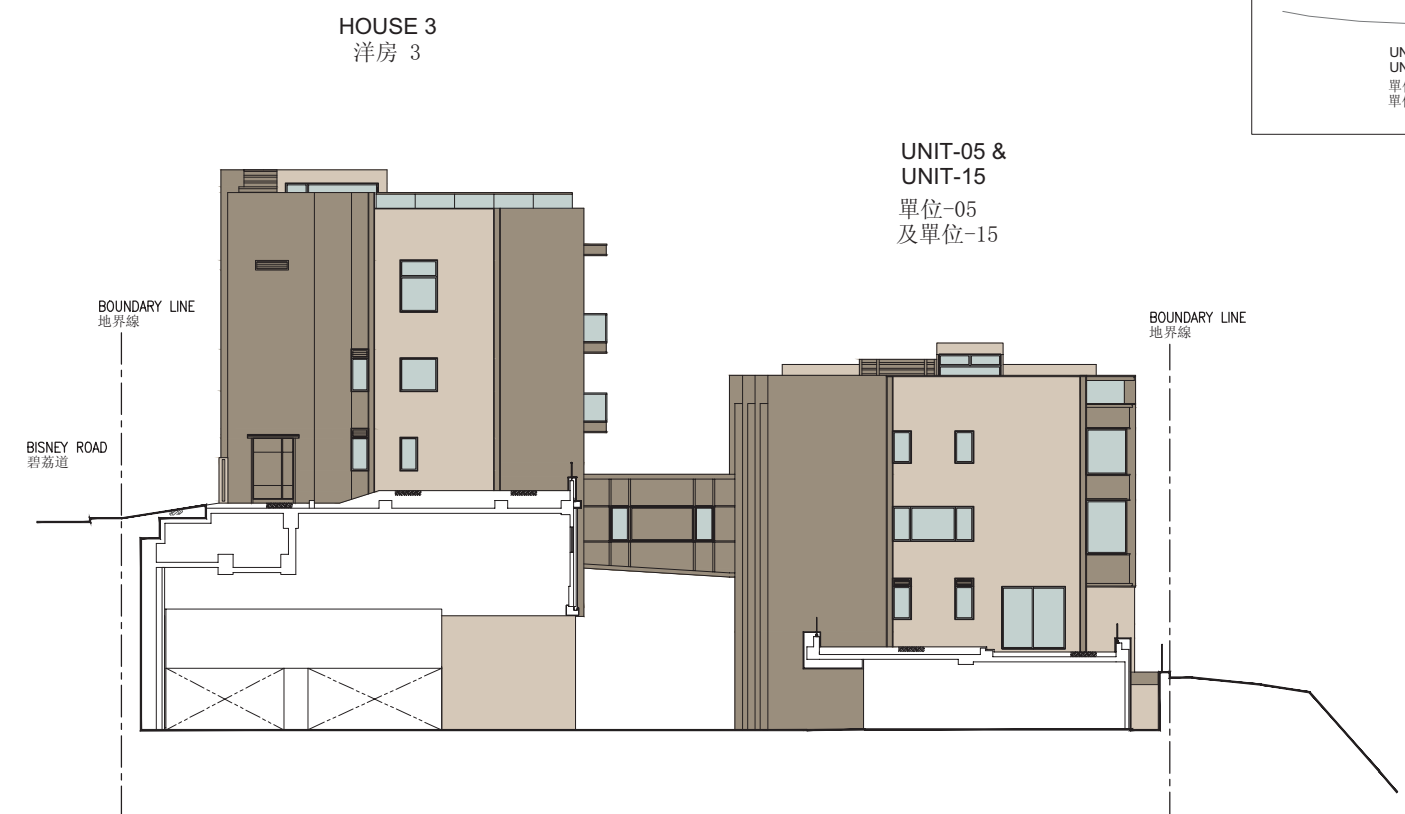
發展項目的認可人士證明本圖所顯示的立面：

(a) 以2017年5月25日的情況為準的發展項目的經批准的建築圖則及2019年1月16日和2021年6月25日的情況為準的發展項目的經批准的建築圖則(改動及加建)為基礎擬備；及

(b) 大致上與發展項目的外觀一致。

# ELEVATION PLAN 立面圖

ELEVATION PLAN 7  
立面圖 7



Authorized Person for the Development certified that the elevations shown on this plan:  
(a) are prepared on the basis of the approved building plans for the Development as of 25 May 2017 and approved building plans (alterations & additions) for the Development as of 25 June 2021; and  
(b) are in general accordance with the outward appearance of the Development.

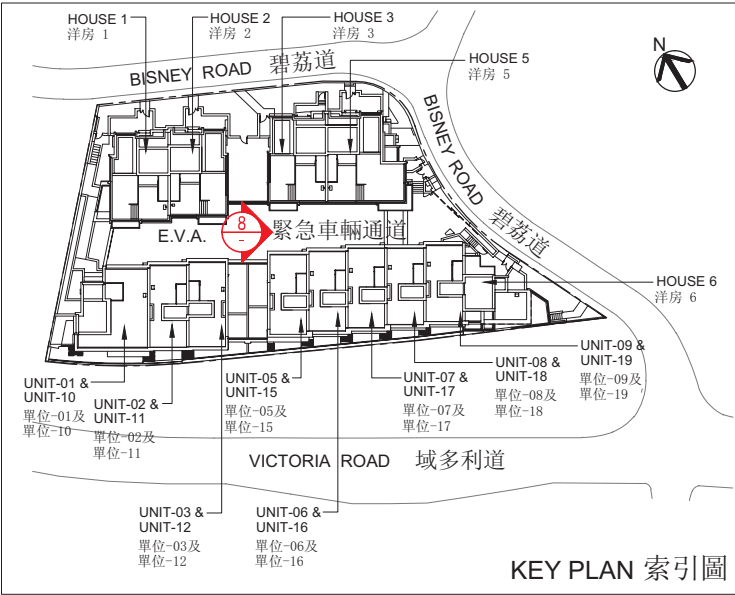
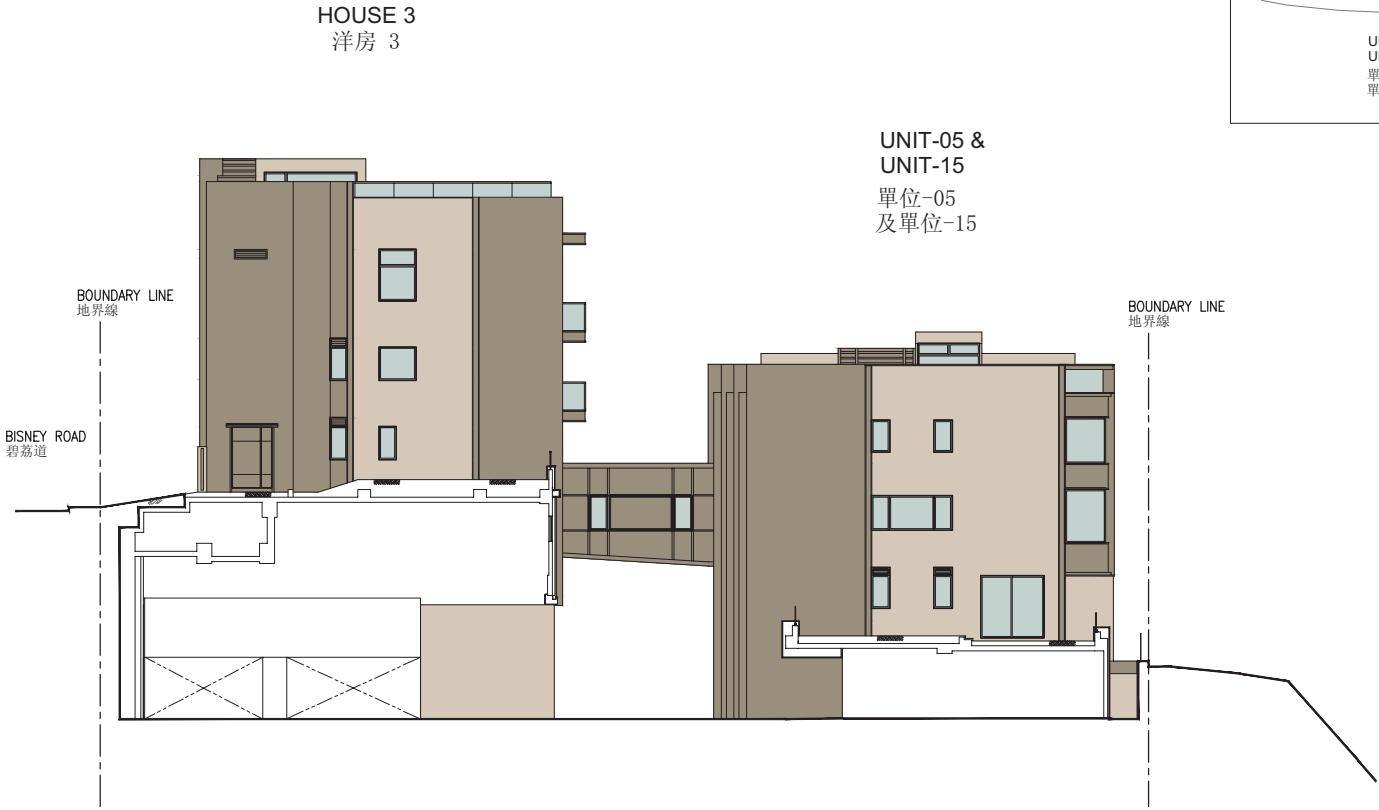
發展項目的認可人士證明本圖所顯示的立面：  
(a) 以2017年5月25日的情況為準的發展項目的經批准的建築圖則及2021年6月25日的情況為準的發展項目的經批准的建築圖則(改動及加建)為基礎擬備；及  
(b) 大致上與發展項目的外觀一致。



# ELEVATION PLAN

## 立面圖

ELEVATION PLAN 8  
立面圖 8



Authorized Person for the Development certified that the elevations shown on this plan:

(a) are prepared on the basis of the approved building plans for the Development as of 25 May 2017 and approved building plans (alterations & additions) for the Development as of 25 June 2021; and

(b) are in general accordance with the outward appearance of the Development.

發展項目的認可人士證明本圖所顯示的立面：

(a) 以2017年5月25日的情況為準的發展項目的經批准的建築圖則及2021年6月25日的情況為準的發展項目的經批准的建築圖則(改動及加建)為基礎擬備；及

(b) 大致上與發展項目的外觀一致。

# INFORMATION ON COMMON FACILITIES IN THE DEVELOPMENT

## 發展項目中的公用設施的資料

CATEGORY OF COMMON FACILITIES 公用設施的類別	COVERED 有蓋 AREA 面積		UNCOVERED 露天 AREA 面積	
	sq. metre 平方米	sq. ft 平方呎	sq. metre 平方米	sq. ft 平方呎
Residents' clubhouse (including any recreational facilities for residents' use) 住客會所（包括供住客使用的任何康樂設施）	--	--	--	--
Communal garden or play area for residents' use on the roof, or on any floor between the roof and the lowest residential floor, of a building in the Development (whether known as a communal sky garden or otherwise) 位於發展項目中的建築物的天台或在天台和最低一層住宅樓層之間的任何一層的、供住客使用的公用花園或遊樂地方（不論是稱為公用空中花園或有其他名稱）	--	--	--	--
Communal garden or play area for residents' use below the lowest residential floor of a building in the Development (whether known as a covered and landscaped play area or otherwise) 位於發展項目中的建築物的最低一層住宅樓層以下的、供住客使用的公用花園或遊樂地方（不論是稱為有蓋及園景的遊樂場或有其他名稱）	--	--	198.819	2,140

Remarks: The areas in square metre have been converted to square feet based on a conversion rate of 1 square metre = 10.764 square feet and rounded off to the nearest integer.
 備註：以平方米列出的面積是以1平方米=10.764平方呎換算至平方呎並四捨五入至整數。

108

# INSPECTION OF PLANS AND DEED OF MUTUAL COVENANT

## 閱覽圖則及公契

1. The address of the website on which a copy of the Outline Zoning Plan relating to the Development is available at: [www.ozp.tpb.gov.hk](http://www.ozp.tpb.gov.hk)
2. A copy of the latest draft of every deed of mutual covenant in respect of the specified residential property as at the date on which the specified residential property is offered to be sold is available for inspection at the place at which the specified residential property is offered to be sold. The inspection is free of charge.

1. 關於發展項目的分區計劃大綱圖的文本供閱覽的互聯網網站的網址為 [www.ozp.tpb.gov.hk](http://www.ozp.tpb.gov.hk)。
2. 指明住宅物業的每一公契在將指明住宅物業提供出售的日期的最新擬稿的文本存放在指明住宅物業的售樓處，以供閱覽。無須為閱覽付費。

# FITTINGS, FINISHES AND APPLIANCES

## 裝置、裝修物料及設備

1. EXTERIOR FINISHES		
Item	Description	
a	External wall	External wall finished with natural stone, glass and aluminium cladding and aluminium louvre.
b	Window	Aluminium frame with tempered glass and acid etched glass.
c	Bay window	Not applicable.
d	Planter	Planter finished with natural stone and external tiles.
e	Verandah or balcony	Balconies are covered (except House 6) and provided with clear glass balustrade with metal top rail. Floor and wall is finished with natural stone. Ceiling (if any) is finished with aluminium panel. No verandah is provided.
f	Drying facilities for clothing	Not applicable.

2. INTERIOR FINISHES		
Item	Description	
a	Lobby	<p>G/F Entrance Lobby Floor finished with natural stone and metal skirting. Wall finished with metal cladding, wooden veneer and mirror with metal trim. For entrance lobby of Unit-10 to 12, ceiling finished with wooden panel false ceiling with wooden veneer. For entrance lobby of Unit-15 to 19, ceiling finished with gypsum board false ceiling plastered with emulsion paint.</p> <p>Private Lobby House 1, 2, 3, 5 and 6 Floor finished with natural stone flooring and stone skirting. Wall finished with plaster with emulsion paint (except the area covered by bulkhead), wooden veneer and metal finish. For 2/F of House 1, 2, 3 and U/G and 1/F of House 5, glass finish is provided in addition to the finishes as stated above. Ceiling finished with gypsum board bulkhead and false ceiling both plastered with emulsion paint in partial area of ceiling.</p>

1. 外部裝修物料		
細項	描述	
a	外牆	外牆鋪砌天然石材、玻璃及鋁飾面及鋁質百葉。
b	窗	鋁質窗框、強化玻璃及酸蝕磨砂玻璃。
c	窗台	不適用。
d	花槽	花槽鋪砌天然石及外牆瓦。
e	陽台或露台	露台有蓋（除洋房6外）及裝設清玻璃欄河及金屬頂欄。 地台及牆身鋪以天然石材。 天花（如有）裝砌鋁板。 沒有陽台。
f	乾衣設施	不適用。

2. 室內裝修物料		
細項	描述	
a	大堂	<p>地下入口大堂 地台鋪砌天然石及金屬腳線。 牆身以金屬飾面，木飾面和鏡面，配以金屬修邊。 單位-10至12的入口大堂，天花裝有木板配木飾面假天花。 單位-15至19的入口大堂，天花裝有石膏板假天花連批盪和髹乳膠漆。</p> <p>私人大堂 洋房1、2、3、5及6 地台鋪砌天然石及石腳線。 牆身位置批盪後髹乳膠漆（除了被假陣覆蓋位置）、木飾面及金屬飾面。 洋房1、2、3的二樓及洋房5的地下高層及一樓，除了以上飾面外，均設有玻璃飾面。 天花髹乳膠漆連批盪，部份天花位置裝有石膏板假陣及假天花，皆髹乳膠漆。</p>



# FITTINGS, FINISHES AND APPLIANCES

## 裝置、裝修物料及設備

2. INTERIOR FINISHES			
Item		Description	
a	Lobby	Private Lift Lobby to Carpark	House 1, 2, 3 and 5 Floor finished with natural stone and metal skirting. Wall finished with glass, metal cladding, wooden veneer with metal trim. Ceiling finished with gypsum board false ceiling plastered with emulsion paint.
b	Internal wall and ceiling	Internal Wall	Living Room, Dining Room (except for Unit-19) and Bedrooms finished with plaster with emulsion paint (except the area covered by bulkhead).  For all Units, adjoining to the Living Room and Dining Room at the Staircase location finished with glass balustrade with metal frame and wooden features.  For Unit-19, Living Room and Dining Room finished with plaster with emulsion paint (except the area covered by bulkhead) and wooden veneer. Adjoining to the Living Room and Dining Room at the Staircase location finished with glass balustrade with metal frame and wooden features.
		Ceiling	Living Room, Dining Room and Bedrooms finished with plaster with emulsion paint on exposed area. Gypsum board bulkhead and false ceiling both plastered with emulsion paint in partial area of ceiling.

2. 室內裝修物料			
細項		描述	
a	大堂	私人升降機大堂 往停車場	洋房 1、2、3 及 5 地台鋪砌天然石及金屬腳線。 牆身以玻璃、金屬飾面、木飾面配以金屬修邊。 天花裝有石膏板假天花和髹乳膠漆。
b	內牆及天花板	內牆	客廳、飯廳（除單位-19 以外）及睡房位置髹乳膠漆連批盪（除了被假陣覆蓋位置）。  所有單位與客廳及飯廳毗鄰的樓梯位置裝設金屬框玻璃欄河及木格柵。  單位-19 的客廳及飯廳位置髹乳膠漆連批盪（除了被假陣覆蓋位置）及裝有木飾面。與客廳及飯廳毗鄰的樓梯位置裝設金屬框玻璃欄河及木格柵。
		天花板	客廳、飯廳及睡房外露位置髹乳膠漆連批盪，部份天花位置裝有石膏板假陣及假天花，皆髹乳膠漆。

# FITTINGS, FINISHES AND APPLIANCES

## 裝置、裝修物料及設備

2. INTERIOR FINISHES		
c	Internal Floor	<p>Living Room and Dining Room finished with natural stone flooring and stone skirting.</p> <p>Living Room and Dining Room finished with engineering wood flooring and timber skirting, partial area finished with natural stone flooring and stone skirting in Unit-01, Unit-02, Unit-03, Unit-05, Unit-06, Unit-07, Unit-08 and Unit-09.</p> <p>Bedroom finished with engineering wood flooring and timber skirting, partial area finished with natural stone border.</p>
d	Bathroom	<p>Wall finished with natural stone on exposed surfaces and up to false ceiling.</p> <p>Floor finished with natural stone on exposed surfaces.</p> <p>Gypsum board bulkhead and false ceiling, partial area with plywood false ceiling, both plastered with emulsion paint and partial area with metal trim.</p>

室內裝修物料		
c	內部地板	<p>客廳及飯廳內部地板鋪砌天然石及石腳線。</p> <p>單位-01,02,03,05,06,07,08及09的客廳及飯廳內部地板鋪砌複合木地板及木腳線，部分位置鋪砌天然石及石腳線。</p> <p>睡房內部地板鋪砌複合木地板及木腳線，部分位置鋪砌天然石包邊。</p>
d	浴室	<p>牆身外露位置鋪砌天然石至假天花。</p> <p>地台外露位置鋪砌天然石。</p> <p>裝有石膏板假陣及假天花，部分天花位置裝有複合木板假天花，皆髹乳膠漆連批盪及部分裝有金屬修邊。</p>

# FITTINGS, FINISHES AND APPLIANCES

## 裝置、裝修物料及設備

2. INTERIOR FINISHES	
Item	Description
e    Kitchen	Wall finished with natural stone, metal and glass panel on exposed surfaces and up to the false ceiling. Floor finished with natural stone on exposed surfaces. Gypsum board bulkhead and false ceiling both plastered with emulsion paint. Cooking bench finished with artificial stone.

室內裝修物料	
細項	描述
e    廚房	牆身外露位置鋪砌天然石、金屬及玻璃飾面至假天花。 地台外露位置鋪砌天然石。 裝有石膏板假陣及假天花，皆髹乳膠漆連批盪。 灶台面為人造石材。

# FITTINGS, FINISHES AND APPLIANCES

## 裝置、裝修物料及設備

3. INTERIOR FITTINGS			
Item	Description		
a	Doors	Entrance Door	Solid core fire rated timber door finished with timber veneer and metal panel, fitted with solid timber door frame and timber architrave, lockset, eye viewer, door stop and concealed door closer.
		Kitchen Door	For Unit-01, 02, 03, 05, 06, 07, 08, 09, 10, 11, 12, 15, 16, 17, 18, 19 and House 6  Solid core fire rated timber door finished with timber veneer and metal panel, fitted with solid timber door frame and timber architrave, fire rated glass vision panel and concealed door closer.
			For House 1, 2, 3 and 5  Fire rated glass door with floor spring hinge.
		Bedroom Door	All except House 5 Bedroom 1, 2, 3 and Master Bedroom and House 6 Bedroom 1, 2, 3 and Master Bedroom  Hollow core timber door finished with timber veneer, fitted with solid timber door frame, timber architrave, door stop and lockset.
			For House 5 Bedroom 1, 2, 3 and Master Bedroom, House 6 Bedroom 1, 2, 3 and Master Bedroom  Solid core fire rated timber door finished with timber veneer, fitted with solid timber door frame, timber architrave, door stop, lockset and concealed door closer.
		Bathroom Door	For Unit-01 Bathroom 1, Unit-03 Master Bathroom, Unit-05 Bathroom 1 and Master Bathroom, Unit-10 Bathroom 1, Unit-12 Bathroom 2 and Master Bathroom, Unit-15 Bathroom 1 and Master Bathroom, House 1 Bathroom 3 and Master Bathroom, House 2 Bathroom 2 , 3 and Master Bathroom, House 3 Bathroom 1, 3 and Master Bathroom, House 5 Bathroom 2 and 3 and Master Bathroom, House 6 Bathroom 1  Hollow core timber door finished with timber veneer, fitted with solid timber door frame, timber architrave, door stop and lockset.

3. 室內裝置		
細項	描述	
a	門	住宅單位大門
		採用實心防火木門配木飾面及金屬飾面，裝設實心木門框及木封口線、門鎖、門眼、門頂及隱藏氣鼓。
		廚房門
		單位-01、02、03、05、06、07、08、09、10、11、12、15、16、17、18、19及洋房6  採用實心防火木門配木飾面及金屬飾面，裝設實心木門框及木封口線、防火玻璃視窗及隱藏氣鼓。
		洋房1、2、3及5  採用防火玻璃門，裝設地鉸。
		睡房門
		除了洋房5的睡房1、2、3及主人睡房和洋房6的睡房1、2、3及主人睡房  採用空心木門配木飾面，裝設實心木門框及木封口線、門頂及門鎖。
		洋房5的睡房1、2、3及主人睡房、洋房6的睡房1、2、3及主人睡房  採用實心防火木門配木飾面，裝設實心木門框及木封口線、門頂、門鎖及隱藏氣鼓。
		浴室門
		單位-01浴室1、單位-03主人浴室、單位-05浴室1及主人浴室、單位-10浴室1、單位-12浴室2及主人浴室、單位-15浴室1及主人浴室、洋房1浴室3及主人浴室、洋房2浴室2、3及主人浴室、洋房3浴室1、3及主人浴室、洋房5浴室2及3及主人浴室、洋房6浴室1  採用空心木門配木飾面，裝設實心木門框及木封口線、門頂及門鎖。

# FITTINGS, FINISHES AND APPLIANCES

## 裝置、裝修物料及設備

3. INTERIOR FITTINGS			
Item	Description		
a	Doors	Bathroom Door	<p>For Unit-01 Bathroom 2, 3 and Master Bathroom, Unit-02 Bathroom 1 and Master Bathroom, Unit-03 Bathroom 1 and 2, Unit-05 Bathroom 2, Unit-06 Bathroom 1 and Master Bathroom, Unit-07, Unit-08, Unit-09 Bathroom 1, 2 and Master Bathroom, Unit-10 Bathroom 2, 3 and Master Bathroom, Unit-11 Bathroom 1, 2 and Master Bathroom, Unit-12 Bathroom 1, Unit-15 Bathroom 2, Unit-16, Unit-17, Unit-18, Unit-19, Bathroom 1, 2 and Master Bathroom, House 1 Bathroom 1 and 2, House 2 Bathroom 1, House 3 Bathroom 2, House 5 Bathroom 1 and Master Bathroom, House 6 Bathroom 2 and 3</p> <p>Hollow core timber door finished with timber veneer and timber louvre, fitted with solid timber door frame, timber architrave, door stop and lockset.</p>
			<p>For House 6 Master Bathroom Only</p> <p>Glass Door with floor spring hinge.</p>
		Lavatory Door	<p>Inside Utility Room</p> <p>Aluminum slide folding door with louvre, frosted glass and lockset.</p>
		Powder Room Door	<p>House 2 1/F and House 3 1/F only</p> <p>Hollow core timber sliding door with timber veneer and lockset.</p> <p>Hollow core timber door finished with timber veneer, fitted with solid timber door frame, timber architrave, door stop and lockset.</p> <p>House 6 G/F and 1/F only</p> <p>Solid core fire rated timber door finished with timber veneer, fitted with solid timber door frame, timber architrave, door stop, lockset and concealed door closer.</p>
			<p>All Units except Unit-02, 06, 11, 16 and House 2 1/F, House 3 1/F, House 6 G/F and 1/F</p> <p>Hollow core timber door finished with timber veneer and timber louvre, fitted with solid timber door frame, timber architrave, door stop and lockset.</p>

3. 室內裝置			
細項	描述		
a	門	浴室門	<p>單位-01浴室2、3及主人浴室、單位-02浴室1及主人浴室、單位-03浴室1及2、單位-05浴室2、單位-06浴室1及主人浴室、單位-07、單位-08、單位-09浴室1、2及主人浴室、單位-10浴室2、3及主人浴室、單位-11浴室1、2及主人浴室、單位-12浴室1、單位-15浴室2、單位-16、單位-17、單位-18、單位-19浴室1、2及主人浴室、洋房1浴室1及2、洋房2浴室1、洋房3浴室2、洋房5浴室1及主人浴室、洋房6浴室2及3</p> <p>採用空心木門配木飾面及木百葉，裝設實心木門框及木封口線、門頂及門鎖。</p>
			<p>只限洋房6主人浴室</p> <p>採用玻璃門，裝設地鉸。</p>
		洗手間門	<p>於工作室內</p> <p>採用鋁質趟摺門，配百葉、磨砂玻璃及門鎖。</p>
		化妝間門	<p>只限洋房2的一樓及洋房3的一樓</p> <p>採用空心木趟門配木飾面，裝設門鎖。</p> <p>採用空心木門配木飾面，裝設實心木門框及木封口線、門頂及門鎖。</p> <p>只限洋房6的地下及一樓</p> <p>採用實心防火木門配木飾面，裝設實心木門框及木封口線、門頂、門鎖及隱藏氣鼓。</p>
			<p>所有單位除單位-02、06、11、16與洋房2的一樓、洋房3的一樓、洋房6的地下及一樓外</p> <p>採用空心木門配木飾面及木百葉，裝設實心木門框及木封口線、門頂及門鎖。</p>



# FITTINGS, FINISHES AND APPLIANCES

## 裝置、裝修物料及設備

3. INTERIOR FITTINGS		
Item	Description	
a    Doors	Filtration Plant Room Door	House 1, 2 and 3 only Hollow timber door finished with timber veneer, fitted with solid timber door frame and timber architrave and lockset.
		House 5 only Solid core fire rated timber door finished with timber veneer, fitted with solid timber door frame and timber architrave, lockset and door closer.
	Store Room Door	Unit- 01, 10, 17, 18 and House 5 Hollow core timber door finished with timber veneer, fitted with solid timber door frame, timber architrave, door stop and lockset.
		House 6 only Solid core fire rated timber door finished with timber veneer, fitted with solid timber door frame, timber architrave, door stop, lockset and concealed door closer.
	Utility Room Door	House 1, 2, 3 and 5 only Hollow core timber door finished with timber veneer, fitted with solid timber door frame, timber architrave, door stop and lockset.
		All except House 1, 2, 3 and 5 Hollow core timber door finished with timber veneer and timber louvre, fitted with solid timber door frame, timber architrave, door stop and lockset.
	Walk-in closet Door	House 5 only Hollow core timber door with timber veneer and lockset.
	Back Door	House 5 only Solid core fire rated timber door finished with timber veneer, fitted with solid timber door frame, timber architrave, door stop, lockset and concealed door closer.
	Study Room Door	House 6 only Solid core fire rated timber door finished with timber veneer, fitted with solid timber door frame, timber architrave, door stop, lockset and concealed door closer.

3. 室內裝置		
細項	描述	
a    門	濾水機房門	只限洋房 1、2 及 3  採用空心木門配木飾面，裝設實心木門框及木封口線及門鎖。
		只限洋房 5  採用實心防火木門配木飾面，裝設實心木門框及木封口線、門鎖及氣鼓。
	儲物室門	只限單位-01、10、17、18 及洋房 5  採用空心木門配木飾面，裝設實心木門框及木封口線、門頂及門鎖。
		只限洋房 6  採用實心防火木門配木飾面，裝設實心木門框及木封口線、門頂、門鎖及隱藏氣鼓。
	工作間門	只限洋房 1、2、3 及 5  採用空心木門配木飾面，裝設實心木門框及木封口線、門頂及門鎖。
		除洋房 1、2、3 及 5 外  採用空心木門配木飾面及木百葉，裝設實心木門框及木封口線、門頂及門鎖。
	衣帽間門	只限洋房 5  採用空心木門配木飾面，裝設門鎖。
	後門	只限洋房 5  採用實心防火木門配木飾面，裝設實心木門框及木封口線、門頂、門鎖及隱藏氣鼓。
	書房門	只限洋房 6  採用實心防火木門配木飾面，裝設實心木門框及木封口線、門頂、門鎖及隱藏氣鼓。

# FITTINGS, FINISHES AND APPLIANCES

## 裝置、裝修物料及設備

3. INTERIOR FITTINGS			
Item	Description		
a	Doors	Living/ Dining Room Door	House 5 and 6 only Fire rated glass door with floor spring hinge.
		Family Room Door	House 6 only Solid core fire rated timber door finished with timber veneer, fitted with solid timber door frame, timber architrave, door stop, lockset and concealed door closer.
			House 5 only Hollow core timber door finished with timber veneer and timber louver, fitted with solid timber door frame, timber architrave, door stop and lockset.
		Laundry Cabinet Door	Unit-03, 05 and 07 only Timber door finished with timber veneer and timber louver and metal door handle.
		Lobby Door	House 5 UG/F and House 6 G/F Only Fire rated glass door finished with floor spring hinge.
		Private Lift Lobby (to carpark)	House 1, 2, 3 and 5 Fire rated glass door finished with plastic laminate, lockset and door closer are provided.
		Garden	Unit-01, 02, 03, 05, 06, 07, 08, 09, House 1, 2 and 5 Aluminium framed sliding glass door fitted with lockset.
			House 6 Aluminium framed glass door fitted with lockset. Aluminium framed sliding folding glass door fitted with lockset.
		Flat Roof	Unit-01, 11, 12, 15, 16, 17, 18, 19, House 1, 2, 3, 5 and 6 (All located at R/F except Unit-01 on 1/F) Aluminium framed glass door fitted with lockset.

3. 室內裝置			
細項	描述		
a	門	客廳/飯廳門	只限洋房 5 及 6 採用防火玻璃門，裝設地鉸。
		家庭廳門	只限洋房 6 採用實心防火木門配木飾面，裝設實心木門框及木封口線、門頂、門鎖及隱藏氣鼓。
			只限洋房 5 採用空心木門配木飾面及木百葉，裝設實心木門框及木封口線、門頂及門鎖。
		洗衣櫃門	只限單位-03、05 及 07 採用木門配木飾面及木百葉及裝設金屬門柄。
		大堂門	只限洋房 5 地下高層及洋房 6 地下 採用防火玻璃門，裝設地鉸。
		私人升降機大堂 (接連停車場)	洋房 1、2、3 及 5 防火玻璃門配膠皮飾面，裝設門鎖及氣鼓。
		花園	單位-01、02、03、05、06、07、08、09，洋房 1、2 及 5 鋁框玻璃趟門及裝設門鎖。
			洋房 6 鋁框玻璃門及裝設門鎖。 鋁框玻璃趟摺門及裝設門鎖。
		平台	單位-01、11、12、15、16、17、18、19，洋房 1、2、3、5 及 6 (所有位於天台，除單位-01 位於一樓外) 鋁框玻璃門及裝設門鎖。

# FITTINGS, FINISHES AND APPLIANCES

## 裝置、裝修物料及設備

3. INTERIOR FITTINGS			
Item	Description		
a	Doors	Flat Roof	Unit- 03 (1/F), 05 (1/F), House 1 (2/F), House 5 (3/F) and House 6 (1/F and 3/F)  Aluminium framed sliding glass door fitted with lockset.
			Unit-10 and House 6 (All located at R/F) Aluminium framed sliding folding glass door fitted with lockset.
		Balcony	House 1, House 2, House 3 and House 5 (All located at 2/F and 3/F) Aluminium framed sliding glass door fitted with lockset.
		Family Room to External	House 1 Aluminium framed glass door fitted with lockset.  House 6 A/C outdoor unit Aluminium framed glass door fitted with lockset.
b	Bathroom	Master Bathroom	Timber mirror cabinet, natural stone countertop, wooden basin cabinet with mirror and metal finish.  Sanitary wares and fittings include ceramic water closet, natural stone wash basin and electroplated basin mixer.  Bathing facilities include glass shower cubicle (glass shower cubicle with metal frame for all Houses), electroplated shower set with rain shower head, composite stone bathtub and electroplated bath mixer with electroplated shower set. Other accessories include electroplated towel bar, electroplated paper roll holder, electroplated hook (except House 6) and electroplated towel warmer.  Composite stone bath tub with following sizes are provided:  - 1,680mm(L)x800mm(W)x500mm(D) for all Master Bathroom of Units.  - 1,760mm(L)x1,030mm(W)x500mm(D) for all Master Bathroom of Houses. (Except House 6)  - 1,800mm(L)x985mm(W)x550mm(D) for Master Bathroom of House 6.

3. 室內裝置		
細項	描述	
a	門	平台  單位-03（一樓）、05（一樓）、洋房1（二樓）、洋房5（三樓）及洋房6（一樓及三樓）  鋁框玻璃趟門及裝設門鎖。
		單位-10及洋房6（所有位於天台） 鋁框玻璃趟摺門及裝設門鎖。
		露台  洋房1、2、3及5（所有位於二樓及三樓） 鋁框玻璃趟門及裝設門鎖。
		家庭廳住 室外  洋房1 鋁框玻璃門及裝設門鎖。  洋房6室外空調機 鋁框玻璃門及裝設門鎖。
b	浴室	主人浴室  選用木鏡櫃、天然石檯面、木製洗手盤櫃設鏡面及金屬飾面。  配以浴室潔具及裝置包括瓷製坐廁、天然石洗手盤及電鍍洗手盆水龍頭。  沐浴設施包括玻璃淋浴間（所有洋房均設金屬框架的玻璃淋浴間）、電鍍花灑套裝連雨淋式淋浴花灑、人造石浴缸連電鍍水龍頭及電鍍花灑套裝。其他配件為電鍍毛巾桿、電鍍廁紙架、電鍍掛鈎（除洋房6外）及電鍍熱毛巾架。  以下是人造石浴缸的尺寸：  - 單位的主人浴室 1,680毫米（長）x 800毫米（闊）x 500毫米（深）  - 洋房的主人浴室（除洋房6以外） 1,760毫米（長）x 1,030毫米（闊）x 500毫米（深）  - 洋房6的主人浴室 1,800毫米（長）x 985毫米（闊）x 550毫米（深）

# FITTINGS, FINISHES AND APPLIANCES

## 裝置、裝修物料及設備

3. INTERIOR FITTINGS			
Item	Description		
b	Bathroom	Bathroom 1	<p>All units except Unit-03 and 12</p> <p>Timber mirror cabinet, natural stone countertop, wooden basin cabinet with mirror and metal finish.</p> <p>Sanitary wares and fittings include ceramic water closet, natural stone wash basin and electroplated basin mixer.</p> <p>Bathing facilities include glass shower cubicle, electroplated shower set with rain shower head. Other accessories include electroplated towel bar, electroplated paper roll holder and electroplated hook.</p>
			<p>For Unit-03, 12, House 2 and 3</p> <p>Timber mirror cabinet, natural stone countertop, wooden basin cabinet with mirror and metal finish.</p> <p>Sanitary wares and fittings include ceramic water closet, natural stone wash basin and electroplated basin mixer.</p> <p>Bathing facilities include bath tub in enameled steel, with size 1,600mm(L)x700mm(W)x410mm(D), electroplated shower set with rain shower head. Other accessories include electroplated towel bar, electroplated paper roll holder and electroplated hook.</p>
			<p>For House 1 and 5</p> <p>Timber mirror cabinet, natural stone countertop, wooden basin cabinet with mirror and metal finish.</p> <p>Sanitary wares and fittings include ceramic water closet, natural stone wash basin and electroplated basin mixer.</p> <p>Bathing facilities include glass shower cubicle, electroplated shower set with rain shower head, composite stone bathtub with size 1,760mm(L)x1,030mm(W)x500mm(D), and electroplated bath mixer with electroplated shower set. Other accessories include electroplated towel bar, electroplated paper roll holder, electroplated hook and electroplated towel warmer.</p>

3. 室內裝置			
細項	描述		
b	浴室	浴室 1	<p>所有單位除單位-03及12以外</p> <p>選用木鏡櫃、天然石檯面、木製洗手盤櫃設鏡面及金屬飾面。</p> <p>配以浴室潔具及裝置包括瓷製坐廁、天然石洗手盤及電鍍洗手盆水龍頭。</p> <p>沐浴設施包括玻璃淋浴間、電鍍花灑套裝連雨淋式淋浴花灑。其他配件為電鍍毛巾桿、電鍍廁紙架及電鍍掛鉤。</p>
			<p>單位-03及12，洋房2及3</p> <p>選用木鏡櫃、天然石檯面、木製洗手盤櫃設鏡面及金屬飾面。</p> <p>配以浴室潔具及裝置包括瓷製坐廁、天然石洗手盤及電鍍洗手盆水龍頭。</p> <p>沐浴設施配以鋼板瓷製浴缸，尺寸為1,600毫米（長）x 700毫米（闊）x 410毫米（深），電鍍花灑套裝連雨淋式淋浴花灑。其他配件為電鍍毛巾桿、電鍍廁紙架及電鍍掛鉤。</p>
			<p>洋房1及5</p> <p>選用木鏡櫃、天然石檯面、木製洗手盤櫃設鏡面及金屬飾面。</p> <p>配以浴室潔具及裝置包括瓷製坐廁、天然石洗手盤及電鍍洗手盆水龍頭。</p> <p>沐浴設施包括玻璃淋浴間、電鍍花灑套裝連雨淋式淋浴花灑、人造石浴缸尺寸為1,760毫米（長）x 1,030毫米（闊）x 500毫米（深），連電鍍水龍頭及電鍍花灑套裝。其他配件為電鍍毛巾桿、電鍍廁紙架、電鍍掛鉤及電鍍熱毛巾架。</p>

# FITTINGS, FINISHES AND APPLIANCES

## 裝置、裝修物料及設備

3. INTERIOR FITTINGS			
Item		Description	
b	Bathroom	Bathroom 1	<p>For House 6</p> <p>Timber mirror cabinet, natural stone countertop, wooden basin cabinet with mirror and metal finish.</p> <p>Sanitary wares and fittings include ceramic water closet, natural stone wash basin and electroplated basin mixer.</p> <p>Bathing facilities include glass shower cubicle, bath tub in enameled steel with size 1,600mm(L)x 700mm(W)x410mm(D) with electroplated bath tub mixer, electroplated shower set with rain shower head. Other accessories include electroplated towel bar, electroplated paper roll holder and electroplated hook.</p>
		Bathroom 2	<p>All Houses and Units except Units-02 and 06</p> <p>Timber mirror cabinet, natural stone countertop, wooden basin cabinet with mirror and metal finish.</p> <p>Sanitary wares and fittings include ceramic water closet, natural stone wash basin and electroplated basin mixer.</p> <p>Bathing facilities include bath tub in enameled steel with size 1,600mm(L)x700mm(W)x410mm(D) and electroplated shower set. Other accessories include electroplated towel bar, electroplated paper roll holder and electroplated hook.</p>
		Bathroom 3	<p>All Houses and Units-01 and 10</p> <p>Timber mirror cabinet, natural stone countertop, wooden basin cabinet with mirror and metal finish.</p> <p>Sanitary wares and fittings include ceramic water closet, natural stone wash basin and electroplated basin mixer.</p> <p>Bathing facilities include bath tub in enameled steel with size 1,600mm(L)x700mm(W)x410mm(D) and electroplated shower set. Other accessories include electroplated towel bar, electroplated paper roll holder and electroplated hook.</p>
		<p>For all Bathrooms of Houses and Units:</p> <p>For type and material of water supply system, please refer to “water supply” below.</p>	

3. 室內裝置			
細項		描述	
b	浴室	浴室 1	<p>洋房 6</p> <p>選用木鏡櫃、天然石檯面、木製洗手盤櫃設鏡面及金屬飾面。</p> <p>配以浴室潔具及裝置包括瓷製坐廁、天然石洗手盤及電鍍洗手盆水龍頭。</p> <p>沐浴設施包括玻璃淋浴間、鋼製浴缸尺寸為 1,600 毫米（長）x 700 毫米（闊）x 410 毫米（深）及設電鍍淋浴水龍頭，電鍍花灑套裝連雨淋式淋浴花灑。其他配件為電鍍毛巾桿、電鍍廁紙架及電鍍掛鉤。</p>
		浴室 2	<p>所有洋房及單位除單位-02 及 06 以外</p> <p>選用木鏡櫃、天然石檯面、木製洗手盤櫃設鏡面及金屬飾面。</p> <p>配以浴室潔具及裝置包括瓷製坐廁、天然石洗手盤及電鍍洗手盆水龍頭。</p> <p>沐浴設施包括鋼板瓷製浴缸，尺寸為 1,600 毫米（長）x 700 毫米（闊）x 410 毫米（深），連電鍍花灑套裝。其他配件為電鍍毛巾桿、電鍍廁紙架及電鍍掛鉤。</p>
		浴室 3	<p>所有洋房及單位-01 及 10</p> <p>選用木鏡櫃、天然石檯面、木製洗手盤櫃設鏡面及金屬飾面。</p> <p>配以浴室潔具及裝置包括瓷製坐廁、天然石洗手盤及電鍍洗手盆水龍頭。</p> <p>沐浴設施包括鋼板瓷製浴缸，尺寸為 1,600 毫米（長）x 700 毫米（闊）x 410 毫米（深），連電鍍花灑套裝。其他配件為電鍍毛巾桿、電鍍廁紙架及電鍍掛鉤。</p>
		<p>所有洋房及單位浴室：</p> <p>有關供水系統的類型和用料，請參閱以下「供水」的部份。</p>	



# FITTINGS, FINISHES AND APPLIANCES

## 裝置、裝修物料及設備

3. INTERIOR FITTINGS		
Item	Description	
c	Kitchen	<p>Stainless steel sink with chrome plated sink mixer. Copper pipes are used for cold and hot water supply system.</p> <p>All Houses and Unit-01 and 10</p> <p>Fitted with wooden kitchen cabinet with aluminum door panel and artificial stone countertop.</p> <p>All Units except Unit-01 and 10</p> <p>Fitted with wooden kitchen cabinet with high gloss lacquer, wood veneer door panel and artificial stone countertop.</p> <p>For appliances provision, please refer to “Appliances Schedule”.</p>
d	Bedroom	<p>Unit-01 only</p> <p>Master Bedroom fitted with wooden built-in wardrobe with glass door. Bedroom 1, Bedroom 2 and Bedroom 3 fitted with wooden built-in wardrobe.</p> <p>House 5 only</p> <p>Master Bedroom fitted with wooden built-in wardrobe and aluminum frame glass door. Bedroom 1 fitted with wooden built-in wardrobe with mirror and glass slide door. Bedroom 2 and Bedroom 3 fitted with wooden built-in wardrobe.</p>
e	Telephone	Telephone outlets are provided. For location and number of connection points, please refer to the “Schedule of Mechanical & Electrical Provisions for Residential Properties”.
f	Aerials	TV/FM outlets are provided. For location and number of connection points, please refer to the “Schedule of Mechanical & Electrical Provisions for Residential Properties”.
g	Electrical Installations	<p>Conduit wiring are partly concealed and partly exposed. The exposed conduits may be enclosed in false ceiling, bulkhead, cabinets, pipe ducts or covered by other materials. Single or three phase electricity supply with distribution boards and miniature circuit breakers are provided.</p> <p>For location and number of power points and air conditioner points, please refer to the “Schedule of Mechanical &amp; Electrical Provisions for Residential Properties”.</p>
h	Gas Supply	<p>Town gas is provided. Town gas pipes are installed and connected to gas hob and gas water heater.</p> <p>For the location of gas supply points, please refer to the “Schedule of Mechanical &amp; Electrical Provisions for Residential Properties”</p>

3. 室內裝置		
細項	描述	
c	廚房	<p>不銹鋼洗滌盆配鍍鉻洗滌盆水龍頭。供水系統採用銅喉管以供應冷水及熱水。</p> <p>所有洋房及單位-01及10</p> <p>配以木製廚櫃組合配鋁質面板及人造石檯面。</p> <p>所有單位除單位-01及10</p> <p>配以木製廚櫃組合配高光面板及木皮面板及人造石檯面。</p> <p>有關設備請參閱「設備說明表」。</p>
d	睡房	<p>只限單位-01</p> <p>主人睡房配以木製嵌入式衣櫃連玻璃門。睡房1、睡房2及睡房3配以木製嵌入式衣櫃。</p> <p>只限洋房5</p> <p>主人睡房配以木製嵌入式衣櫃連鋁框玻璃門。睡房1配以木製嵌入式衣櫃連鏡及玻璃趟門。睡房2及睡房3配以木製嵌入式衣櫃。</p>
e	電話	裝設有電話插座。有關接駁點的位置及數目，請參閱「住宅物業機電裝置數量說明表」。
f	天線	裝設有電視及電台接收插座。有關接駁點的位置及數目，請參閱「住宅物業機電裝置數量說明表」。
g	電力裝置	<p>導管部分暗藏於牆身及部分外露。外露部分或置於假天花、假陣、儲物櫃、槽位內或被其他材料覆蓋。提供單相或三相電力並備有配電箱及微型斷電器。</p> <p>有關電插座及空調機接駁點的位置及數目，請參閱「住宅物業機電裝置數量說明表」。</p>
h	氣體供應	<p>有煤氣供應。煤氣喉接駁至煤氣煮食爐及煤氣熱水爐。</p> <p>有關煤氣接駁點位置，請參閱「住宅物業機電裝置數量說明表」。</p>

# FITTINGS, FINISHES AND APPLIANCES

## 裝置、裝修物料及設備

### 3. INTERIOR FITTINGS

Item	Description
i Washing Machine Connection Point	Water inlet connection point (15mm in diameter) and water outlet connection point (40mm in diameter) are provided for washing machine.  For location of connection points, please refer to the “Schedule of Mechanical & Electrical Provisions for Residential Properties”
j Water Supply	Water pipes are partly concealed and partly exposed. The exposed water pipes may be enclosed in false ceiling, bulkhead, cabinets, pipe ducts or covered by other materials.  Copper pipes are used for cold and hot water supply system.  PVC pipes are used for flushing water supply system.  Hot water supply is available.

### 4. MISCELLANEOUS

Item	Description
a Lifts	<p>Passenger lifts “KONE”</p> <p>(Model: MonoSpace) are provided for Houses 1, 2 and 3. Number: 1 for each House Floors Served: G/F, Higher Block UG/F, Higher Block 1/F, Higher Block 2/F and Higher Block 3/F</p> <p>(Model: MonoSpace) is provided for House 5. Number: 1 for each House Floors Served: G/F, Higher Block UG/F, Higher Block 1/F, Higher Block 2/F and Higher Block 3/F</p> <p>(Model: MonoSpace) is provided for House 6. Number: 1 for each House Floors Served: G/F, Lower Block 1/F, Lower Block 2/F and Lower Block 3/F</p>
a Lifts	<p>Common passenger lifts “KONE”</p> <p>One lift (Model: MonoSpace) is provided for Units-10, 11 and 12 Floors Served: G/F, Lower Block 2/F and Lower Block 3/F</p> <p>One lift (Model: MonoSpace) is provided for Units-15, 16, 17, 18 and 19 Floors Served: G/F, Lower Block 1/F and Lower Block 2/F (Higher Block UG/F)</p>

### 3. 室內裝置

細項	描述
i 洗衣機接駁點	設有洗衣機來水接駁喉位（直徑為15毫米）及去水接駁喉位（直徑為40毫米）。有關接駁點的位置，請參閱「住宅物業機電裝置數量說明表」。
j 供水	水管部分暗藏於牆身及部分外露。外露部分或置於假天花、假陣、儲物櫃、槽位內或被其他材料覆蓋。  冷熱水供水系統採用銅喉管。  沖廁水供水系統採用膠喉管。  有熱水供應。

### 4. 雜項

細項	描述
a 升降機	<p>客用升降機“通力”</p> <p>（產品型號 MonoSpace）提供於洋房 1、2 及 3。 數量：每戶洋房 1 部。 服務樓層：地下、高座地下高層、高座一樓、高座二樓及高座三樓</p> <p>（產品型號 MonoSpace）提供於洋房 5。 數量：每戶洋房 1 部。 服務樓層：地下、高座地下高層、高座一樓、高座二樓及高座三樓</p> <p>（產品型號 MonoSpace）提供於洋房 6。 數量：每戶洋房 1 部。 服務樓層：地下、低座一樓、低座二樓及低座三樓</p>
a 升降機	<p>公共客用升降機“通力”</p> <p>1部升降機（產品型號 MonoSpace）提供給單位-10、11及12 服務樓層：地下、低座二樓及低座三樓</p> <p>1部升降機（產品型號 MonoSpace）提供給單位-15、16、17、18及19 服務樓層：地下、低座一樓及低座二樓（高座地下高層）</p>

# FITTINGS, FINISHES AND APPLIANCES

## 裝置、裝修物料及設備

4. MISCELLANEOUS		
Item	Description	
b Letter Box	<p>For all Houses and Units, metal mail box (except Unit-10, 11, 12, 15, 16, 17, 18 and 19) is provided.</p> <p>For Unit-10, 11, 12, 15, 16, 17, 18 and 19, metal mail box with leather finish is provided.</p>	
c Refuse Collection	<p>Refuse storage and material recovery chamber is provided in the G/F common area. The refuse is collected and transported by cleaners for removal.</p>	
d Water Meter, Electricity Meter and Gas Meter	<p>Separate water meter for each House and Unit is installed at meter cabinet at Higher Block UG/F.</p> <p>Separate gas meter for Unit-01, 02, 03, 05, 06, 07, 08 and 09 are installed at kitchen cabinet at G/F.</p> <p>Separate gas meter for House 6 is installed at gas meter cabinet at G/F.</p> <p>Separate gas meter for Unit-10, 11, 12, 15, 16, 17, 18 and 19 are installed at gas meter cabinet at Lower Block 2/F.</p> <p>Separate gas meter for House 5 is installed at gas meter cabinet at Higher Block UG/F.</p> <p>Separate gas meter for House 1, 2 and 3 are installed at gas meter cabinet at Higher Block 1/F.</p> <p>Separate electricity meter for each House and Unit is provided in "LV Switch Room" at Higher Block UG/F.</p>	

5. SECURITY FACILITIES	
<p>Each House and Unit entrance is installed with visitor panel.</p> <p>The gate for each House is installed with smart card readers for access control. The entrance of lift lobby for House 1, 2, 3 and 5 also installed with smart card readers for access control. Besides, CCTVs are installed at lift, carport entrance and fence wall of the Development.</p> <p>Smart card readers for access control are provided at entrance of the Development and entrance of the public lift lobby.</p> <p>In addition, the electrical wiring system is provided for part of fence wall facing Victoria Road.</p>	

The vendor undertakes that if lifts or appliances of the specified brand name or model number are not installed in the Development, lifts or appliances of comparable quality will be installed.

4. 雜項		
細項	描述	
b 信箱	<p>所有洋房及單位除單位-10、11、12、15、16、17、18及19外設置金屬信箱。</p> <p>單位-10、11、12、15、16、17、18及19設置金屬及皮革飾面信箱。</p>	
c 垃圾收集	<p>垃圾及物料回收房位於地下的公用地方。垃圾由清潔工人收集及運走。</p>	
d 水錶、電錶及氣體錶	<p>每間洋房及單位均有獨立的水錶位於高座地下高層的錶房內。</p> <p>單位-01、02、03、05、06、07、08及09均有獨立的煤氣錶位於地下的廚櫃內。</p> <p>洋房6的獨立煤氣錶位於地下的煤氣錶櫃內。</p> <p>單位-10、11、12、15、16、17、18及19均有獨立的煤氣錶位於低座二樓的煤氣錶櫃內。</p> <p>洋房5的獨立煤氣錶位於高座地下高層的煤氣錶櫃內。</p> <p>洋房1、2及3的獨立煤氣錶位於高座一樓的煤氣錶櫃內。</p> <p>各洋房及單位的獨立電錶設於高座地下高層的低壓電掣房內。</p>	

5. 保安設施	
<p>每戶洋房及每戶單位入口均裝設有訪客對講機。</p> <p>每戶洋房閘口均裝設有智能卡讀卡器。洋房1、2、3及5電梯大堂入口均裝設有智能卡讀卡器。此外，於升降機內、停車場入口及發展項目的圍牆亦裝設閉路電視。</p> <p>發展項目的入口和公共電梯大堂入口均設有智能卡讀卡器。</p> <p>此外，沿著域多利道的部份圍牆設有電網。</p>	

賣方承諾如發展項目中沒有安裝指明的品牌名稱或產品型號的升降機或設備，便會安裝品質相若的升降機或設備。

# FITTINGS, FINISHES AND APPLIANCES

## 裝置、裝修物料及設備

				6. APPLIANCES 設備																					
Location 位置	Appliances 設備	Brand Name 品牌名稱	Model Number 產品型號	Unit 單位																House 洋房					
				01	02	03	05	06	07	08	09	10	11	12	15	16	17	18	19	1	2	3	5	6	
Living / Dining 客廳/ 飯廳	VRV Type Air Conditioner (Indoor Unit) 變頻多聯分體式 空調機（室內機）	DAIKIN 大金	FXAQ50PVE	✓								✓													
			FXAQ40PVE		✓	✓	✓	✓	✓	✓	✓		✓	✓	✓	✓	✓	✓	✓	✓					
			FXAQ32PVE	✓																					
			FXAQ25AVM						✓	✓															
			FXDP45QPVC																	✓	✓	✓			
			FXDP56QPVC																				✓		
	Video Doorphone 視像對講機	ABB	M2233	✓	✓	✓	✓	✓	✓	✓	✓	✓	✓	✓	✓	✓	✓	✓	✓	✓	✓	✓	✓		
Kitchen 廚房	VRV Type Air Conditioner (Indoor Unit) 變頻多聯分體式 空調機（室內機）	DAIKIN 大金	FXDP45QPVC	✓															✓	✓	✓	✓			
			FXDP28QPVC		✓	✓	✓	✓	✓	✓	✓		✓	✓	✓	✓	✓	✓	✓				✓		
			FXDP36QPVC									✓													
	Exhaust Air Fan 抽氣扇	Ostberg 奧斯博格	RK400X200C1	✓	✓	✓	✓					✓	✓	✓	✓	✓	✓	✓	✓	✓	✓	✓			
			DFE 133-24					✓	✓	✓	✓														
	Gas Water Heater 煤氣熱水爐	TGC	TNJWT221TFQL																✓	✓	✓	✓			
	Electric Water Heater 電熱水爐	Stiebel Eltron 斯寶亞創	DHM 6	✓	✓	✓	✓	✓	✓	✓	✓	✓	✓	✓	✓	✓	✓	✓	✓	✓	✓	✓			
	Intercom Station 對講機	ABB	83210-AP- xxx-500	✓	✓	✓	✓	✓	✓	✓	✓	✓	✓	✓	✓	✓	✓	✓	✓	✓	✓	✓			

The vendor undertakes that if lifts or appliances of the specified brand name or model number are not installed in the Development, lifts or appliances of comparable quality will be installed.  
賣方承諾如發展項目中沒有安裝指明的品牌名稱或產品型號的升降機或設備，便會安裝品質相若的升降機或設備。

# FITTINGS, FINISHES AND APPLIANCES

## 裝置、裝修物料及設備

				6. APPLIANCES 設備																				
Location 位置	Appliances 設備	Brand Name 品牌名稱	Model Number 產品型號	Unit 單位															House 洋房					
				01	02	03	05	06	07	08	09	10	11	12	15	16	17	18	19	1	2	3	5	6
Kitchen 廚房	Cooker Hood 抽油煙機	Miele	DA 422-6C	✓								✓								✓	✓	✓	✓	
	Cooker Hood 抽油煙機	Miele	DA 3496HP		✓	✓	✓	✓	✓	✓	✓		✓	✓	✓	✓	✓	✓	✓					✓
	Gas Hob (Wok Burner) 炒鑊氣體煮食爐	Miele	CS 1018	✓	✓	✓	✓	✓	✓	✓	✓	✓	✓	✓	✓	✓	✓	✓	✓	✓	✓	✓	✓	✓
	Gas Hob (2 Burner) 雙頭氣體煮食爐	Miele	CS 1013-1	✓	✓	✓	✓	✓	✓	✓	✓	✓	✓	✓	✓	✓	✓	✓	✓	✓	✓	✓	✓	✓
	Induction Hob (2 zone) 雙頭嵌入式電磁爐	Miele	CS 1212-1i	✓	✓	✓	✓	✓	✓	✓	✓	✓	✓	✓	✓	✓	✓	✓	✓	✓	✓	✓	✓	✓
	Oven 焗爐	Miele	H6860 BP		✓	✓	✓	✓	✓	✓	✓		✓	✓	✓	✓	✓	✓	✓					✓
	Oven 焗爐	Miele	H6890 BP	✓								✓								✓	✓	✓	✓	
	Steam Oven 蒸爐	Miele	DG 6800	✓	✓	✓	✓	✓	✓	✓	✓	✓	✓	✓	✓	✓	✓	✓	✓	✓	✓	✓	✓	✓
	Microwave Oven 微波爐	Miele	M 6262																	✓	✓	✓	✓	
	Built-in Dishwasher 嵌入式洗碗碟機	Miele	G 5670 SCVi	✓								✓		✓	✓					✓	✓	✓	✓	✓
	Washing Machine 洗衣機	Miele	WDA 101	✓		✓	✓		✓	✓	✓	✓	✓	✓	✓	✓			✓	✓	✓	✓	✓	✓
	Dryer 乾衣機	Miele	TDA 140 C	✓		✓	✓		✓	✓	✓	✓	✓	✓	✓	✓			✓	✓	✓	✓	✓	✓
	Built-in Washer / Dryer (2 in 1) 嵌入式洗衣機/ 乾衣機	Miele	WT 2798 i WPM		✓			✓									✓	✓						
	Refrigerator 雪櫃	Sub-Zero	ICBBI-36 S/S/TH	✓	✓	✓	✓	✓	✓	✓	✓	✓	✓	✓	✓	✓	✓	✓	✓					✓
	Refrigerator 雪櫃	Sub-Zero	ICBBI-42 S/S/TH																	✓	✓	✓	✓	
	Wine Cellar 酒櫃	Sub-Zero	ICBUW-24		✓	✓	✓	✓	✓	✓	✓		✓	✓	✓	✓	✓	✓	✓					✓
	Wine Cellar 酒櫃	Sub-Zero	ICBIW-24	✓								✓								✓	✓	✓	✓	
	Built-under Fridge Freezer Drawer 嵌入式冷藏櫃	Sub-Zero	ICBID-30 CI																				✓	

The vendor undertakes that if lifts or appliances of the specified brand name or model number are not installed in the Development, lifts or appliances of comparable quality will be installed.  
賣方承諾如發展項目中沒有安裝指明的品牌名稱或產品型號的升降機或設備，便會安裝品質相若的升降機或設備。



# FITTINGS, FINISHES AND APPLIANCES

## 裝置、裝修物料及設備

				6. APPLIANCES 設備																					
Location 位置	Appliances 設備	Brand Name 品牌名稱	Model Number 產品型號	Unit 單位																House 洋房					
				01	02	03	05	06	07	08	09	10	11	12	15	16	17	18	19	1	2	3	5	6	
Utility Room 工作間	VRV Type Air Conditioner (Indoor Unit) 變頻多聯分體式 空調機 (室內機)	DAIKIN 大金	FXAQ25PVE	✓	✓	✓	✓	✓	✓	✓	✓	✓	✓	✓	✓	✓	✓	✓	✓	✓	✓	✓	✓	✓	
Master Bedroom 主人睡房	VRV Type Air Conditioner (Indoor Unit) 變頻多聯分體式 空調機 (室內機)	DAIKIN 大金	FXDP56QPVC	✓																✓	✓	✓			
			FXDP45QPVC									✓											✓	✓	
			FXAQ32PVE		✓	✓	✓	✓	✓																
			FXAQ40PVE						✓	✓		✓	✓	✓	✓	✓	✓	✓	✓						
	Intercom Station 對講機	ABB	83210-AP- xxx-500	✓	✓	✓	✓	✓	✓	✓	✓	✓	✓	✓	✓	✓	✓	✓	✓	✓	✓	✓	✓	✓	
Bedroom 1 睡房 1	VRV Type Air Conditioner (Indoor Unit) 變頻多聯分體式 空調機 (室內機)	DAIKIN 大金	FXDP45QPVC	✓																		✓			
			FXAQ25PVE		✓	✓	✓	✓	✓	✓	✓														
			FXAQ40PVE									✓													
			FXAQ32PVE										✓	✓	✓	✓	✓	✓	✓		✓				
			FXAQ50PVE																	✓		✓		✓	
			FXAQ32PVE	✓										✓	✓	✓	✓	✓	✓	✓				✓	✓
Bedroom 2 睡房 2	VRV Type Air Conditioner (Indoor Unit) 變頻多聯分體式 空調機 (室內機)	DAIKIN 大金	FXAQ25PVE		✓	✓	✓	✓	✓	✓	✓														
			FXAQ40PVE										✓												
			FXAQ50PVE																						
			FXAQ32PVE																						
			FXAQ50PVE																	✓	✓	✓			

The vendor undertakes that if lifts or appliances of the specified brand name or model number are not installed in the Development, lifts or appliances of comparable quality will be installed.  
賣方承諾如發展項目中沒有安裝指明的品牌名稱或產品型號的升降機或設備，便會安裝品質相若的升降機或設備。

# FITTINGS, FINISHES AND APPLIANCES

## 裝置、裝修物料及設備

				6. APPLIANCES 設備																						
Location 位置	Appliances 設備	Brand Name 品牌名稱	Model Number 產品型號	Unit 單位																House 洋房						
				01	02	03	05	06	07	08	09	10	11	12	15	16	17	18	19	1	2	3	5	6		
Bedroom 3 睡房 3	VRV Type Air Conditioner (Indoor Unit) 變頻多聯分體式空調機 (室內機)	DAIKIN 大金	FXAQ32PVE	✓									✓								✓	✓		✓	✓	
			FXAQ40PVE																					✓		
Master Bathroom 主人浴室	VRV Type Air Conditioner (Indoor Unit) 變頻多聯分體式空調機 (室內機)	DAIKIN 大金	FXDP28QPVC	✓	✓	✓	✓	✓	✓	✓	✓	✓	✓	✓	✓	✓	✓	✓	✓	✓	✓	✓	✓	✓	✓	
			LPK200A	✓									✓									✓	✓	✓	✓	✓
			LPK125A		✓																					
	Exhaust Air Fan 抽氣扇	Ostberg 奧斯博格	LPK125B			✓	✓	✓	✓	✓	✓			✓	✓	✓	✓	✓	✓	✓						
Gas Water Heater 煤氣熱水爐			TGC	TNJW221TFQL			✓	✓																		
Store Room 儲物室	VRV Type Air Conditioner (Indoor Unit) 變頻多聯分體式空調機 (室內機)	DAIKIN 大金	FXAQ25PVE										✓				✓	✓					✓	✓		
Stairhood 梯屋	VRV Type Air Conditioner (Indoor Unit) 變頻多聯分體式空調機 (室內機)	DAIKIN 大金	FXAQ32PVE										✓													
			FXAQ50PVE																		✓	✓	✓			
Family Room 家庭廳	VRV Type Air Conditioner (Indoor Unit) 變頻多聯分體式空調機 (室內機)	DAIKIN 大金	FXAQ32PVE																		✓	✓	✓		✓	
			FXAQ50PVE																	✓						
			FXAQ40PVE																					✓		
	Intercom Station 對講機	ABB	83210-AP-xxx-500																		✓	✓	✓	✓		

The vendor undertakes that if lifts or appliances of the specified brand name or model number are not installed in the Development, lifts or appliances of comparable quality will be installed.  
賣方承諾如發展項目中沒有安裝指明的品牌名稱或產品型號的升降機或設備，便會安裝品質相若的升降機或設備。

# FITTINGS, FINISHES AND APPLIANCES

## 裝置、裝修物料及設備

6. APPLIANCES 設備																									
Location 位置	Appliances 設備	Brand Name 品牌名稱	Model Number 產品型號	Unit 單位																	House 洋房				
				01	02	03	05	06	07	08	09	10	11	12	15	16	17	18	19	1	2	3	5	6	
1/F Lobby 一樓大堂	VRV Type Air Conditioner (Indoor Unit) 變頻多聯分體式空調機（室內機）	DAIKIN 大金	FXAQ32PVE																	✓	✓	✓			
2/F Lobby 二樓大堂	VRV Type Air Conditioner (Indoor Unit) 變頻多聯分體式空調機（室內機）	DAIKIN 大金	FXAQ25PVE																	✓	✓				
			FXAQ32PVE																			✓			
3/F Lobby 三樓大堂	VRV Type Air Conditioner (Indoor Unit) 變頻多聯分體式空調機（室內機）	DAIKIN 大金	FXAQ25PVE																	✓	✓	✓			
Study Room 書房	VRV Type Air Conditioner (Indoor Unit) 變頻多聯分體式空調機（室內機）	DAIKIN 大金	FXAQ25PVE																					✓	
Flat Roof (Unit-01) 平台（單位-01）	VRV Type Air Conditioner (Outdoor Unit) 變頻多聯分體式空調機（室外機）	DAIKIN 大金	RUXYQ20AB	✓																					
	Gas Water Heater 煤氣熱水爐	TGC	TNJW221TFQL	✓																					
Garden 花園	VRV Type Air Conditioner (Outdoor Unit) 變頻多聯分體式空調機（室外機）	DAIKIN 大金	RUXYQ14AB		✓	✓																			
			RUXYQ12AB				✓	✓	✓	✓	✓														

The vendor undertakes that if lifts or appliances of the specified brand name or model number are not installed in the Development, lifts or appliances of comparable quality will be installed.  
賣方承諾如發展項目中沒有安裝指明的品牌名稱或產品型號的升降機或設備，便會安裝品質相若的升降機或設備。

# FITTINGS, FINISHES AND APPLIANCES

## 裝置、裝修物料及設備

6. APPLIANCES 設備																								
Location 位置	Appliances 設備	Brand Name 品牌名稱	Model Number 產品型號	Unit 單位																House 洋房				
				01	02	03	05	06	07	08	09	10	11	12	15	16	17	18	19	1	2	3	5	6
Flat Roof 平台	VRV Type Air Conditioner (Outdoor Unit) 變頻多聯分體式 空調機（室外機）	DAIKIN 大金	RUXYQ20AB									✓												
			RUXYQ14AB										✓	✓	✓	✓	✓	✓	✓				✓	
			RUXYQ10AB																	✓	✓			
			RUXYQ22AB																	✓	✓	✓	✓	
			RUXYQ12AB																			✓		
	Gas Water Heater 煤氣熱水爐	TGC	TNJWT221TFQL									✓	✓	✓	✓	✓	✓	✓	✓					
Roof Floor 天台	VRV Type Air Conditioner (Outdoor Unit) 變頻多聯分體式 空調機（室外機）	DAIKIN 大金	RUXYQ10AB																				✓	
			RUXYQ16AB																				✓	
	Gas Water Heater 煤氣熱水爐	TGC	TNJWT221TFQL																				✓	
Lift Lobby 升降機 大堂	Split Type Air Conditioner (Outdoor Unit) 分體式空調機 （室外機）	DAIKIN 大金	FDBR35AV1																✓	✓	✓	✓		
	Split Type Air Conditioner (Outdoor Unit) 分體式空調機 （室外機）	DAIKIN 大金	RR35AV1																✓	✓	✓	✓		
Filtration Plant Room 濾水機房	Exhaust Air Fan 抽氣扇	FlaktWoods	2101G P315																✓	✓	✓	✓		

The vendor undertakes that if lifts or appliances of the specified brand name or model number are not installed in the Development, lifts or appliances of comparable quality will be installed.  
賣方承諾如發展項目中沒有安裝指明的品牌名稱或產品型號的升降機或設備，便會安裝品質相若的升降機或設備。

# FITTINGS, FINISHES AND APPLIANCES

## 裝置、裝修物料及設備

				6. APPLIANCES 設備																					
Location 位置	Appliances 設備	Brand Name 品牌名稱	Model Number 產品型號	Unit 單位																House 洋房					
				01	02	03	05	06	07	08	09	10	11	12	15	16	17	18	19	1	2	3	5	6	
Bathroom 1 浴室 1	Exhaust Air Fan 抽氣扇	Ostberg 奧斯博格	LPK200A																				✓		
			LPK125A	✓	✓	✓	✓	✓	✓	✓	✓	✓	✓	✓	✓	✓	✓	✓	✓	✓	✓			✓	
	Gas Water Heater 煤氣熱水爐	TGC	TNJW221TFQL				✓																		
Bathroom 2 浴室 2	Exhaust Air Fan 抽氣扇	Ostberg 奧斯博格	LPK125A	✓		✓	✓		✓	✓	✓	✓	✓	✓	✓	✓	✓	✓	✓	✓	✓	✓	✓	✓	
	Gas Water Heater 煤氣熱水爐	TGC	TNJW221TFQL			✓																			
Bathroom 3 浴室 3	Exhaust Air Fan 抽氣扇	Ostberg 奧斯博格	LPK125A	✓								✓								✓	✓	✓	✓	✓	
Powder Room 化妝間	Exhaust Air Fan 抽氣扇	Ostberg 奧斯博格	LPK125A	✓		✓	✓		✓	✓	✓	✓		✓	✓		✓	✓	✓	✓	✓	✓	✓	✓	
	Electric Water Heater 電熱水爐	Stiebel Eltron 斯寶亞創	DHM 6	✓		✓	✓		✓	✓	✓	✓		✓	✓		✓	✓	✓	✓	✓	✓	✓	✓	
Lavatory 洗手間	Exhaust Air Fan 抽氣扇	Ostberg 奧斯博格	LPK125A	✓	✓	✓	✓	✓	✓	✓	✓	✓	✓	✓	✓	✓	✓	✓	✓	✓	✓	✓	✓	✓	
	Electric Water Heater 電熱水爐	Hotpool Storage 電寶儲水	HPU-20B	✓	✓	✓	✓	✓	✓	✓	✓	✓	✓	✓	✓	✓	✓	✓	✓	✓	✓	✓	✓	✓	
Outdoor Pipe Duct 室外管道槽	Gas Water Heater 煤氣熱水爐	TGC	TNJW221TFQL		✓			✓	✓	✓	✓														

The vendor undertakes that if lifts or appliances of the specified brand name or model number are not installed in the Development, lifts or appliances of comparable quality will be installed.  
賣方承諾如發展項目中沒有安裝指明的品牌名稱或產品型號的升降機或設備，便會安裝品質相若的升降機或設備。



# FITTINGS, FINISHES AND APPLIANCES

## 裝置、裝修物料及設備

Schedule of Mechanical and Electrical Provisions for Residential Properties 住宅物業機電裝置數量說明表

G/F 地下		Unit 單位 01	Unit 單位 02	Unit 單位 03	Unit 單位 05	Unit 單位 06	Unit 單位 07	Unit 單位 08	Unit 單位 09	Unit 單位 10	Unit 單位 11	Unit 單位 12	Unit 單位 15	Unit 單位 16	Unit 單位 17	Unit 單位 18	Unit 單位 19
Garden 花園	13A Single Socket Outlet 13A 單位電源插座	1	-	-	1	1	1	1	1	N/A 不適用	N/A 不適用	N/A 不適用	N/A 不適用	N/A 不適用	N/A 不適用	N/A 不適用	N/A 不適用
	Isolator for Outdoor Air Conditioningr Unit 室外冷氣機開關掣	-	1	1	1	1	1	1	1	N/A 不適用	N/A 不適用	N/A 不適用	N/A 不適用	N/A 不適用	N/A 不適用	N/A 不適用	N/A 不適用
	Lighting Point 燈位	4	2	3	2	2	2	2	2	N/A 不適用	N/A 不適用	N/A 不適用	N/A 不適用	N/A 不適用	N/A 不適用	N/A 不適用	N/A 不適用
Main Entrance 正門	Visitor Panel 訪客對講機	1	1	1	1	1	1	1	1	N/A 不適用	N/A 不適用	N/A 不適用	N/A 不適用	N/A 不適用	N/A 不適用	N/A 不適用	N/A 不適用
Living / Dining 客廳/ 飯廳	TV / FM Outlet 電視/ 電台天線插座	2	2	2	2	2	2	2	2	N/A 不適用	N/A 不適用	N/A 不適用	N/A 不適用	N/A 不適用	N/A 不適用	N/A 不適用	N/A 不適用
	LAN / Telephone Outlet 數據/ 電話插座	1	1	1	1	1	1	1	1	N/A 不適用	N/A 不適用	N/A 不適用	N/A 不適用	N/A 不適用	N/A 不適用	N/A 不適用	N/A 不適用
	13A Single Socket Outlet 13A 單位電源插座	1	2	3	3	2	4	2	2	N/A 不適用	N/A 不適用	N/A 不適用	N/A 不適用	N/A 不適用	N/A 不適用	N/A 不適用	N/A 不適用
	13A Twin Socket Outlet 13A 雙位電源插座	9	7	7	8	7	7	7	7	N/A 不適用	N/A 不適用	N/A 不適用	N/A 不適用	N/A 不適用	N/A 不適用	N/A 不適用	N/A 不適用
	Connection Point/Switch for Indoor Air Conditioning Unit 室內冷氣機接線位	4	3	3	3	3	3	4	4	N/A 不適用	N/A 不適用	N/A 不適用	N/A 不適用	N/A 不適用	N/A 不適用	N/A 不適用	N/A 不適用
	Video Door-phone 視像對講機	1	1	1	1	1	1	1	1	N/A 不適用	N/A 不適用	N/A 不適用	N/A 不適用	N/A 不適用	N/A 不適用	N/A 不適用	N/A 不適用
	Switch for Exhaust Fan 抽氣扇開關掣	2	1	2	2	1	2	2	2	N/A 不適用	N/A 不適用	N/A 不適用	N/A 不適用	N/A 不適用	N/A 不適用	N/A 不適用	N/A 不適用
	Drain Point for Washing Machine 洗衣機去水位	-	-	1	1	-	1	-	-	N/A 不適用	N/A 不適用	N/A 不適用	N/A 不適用	N/A 不適用	N/A 不適用	N/A 不適用	N/A 不適用
	Water Point for Washing Machine 洗衣機來水位	-	-	1	1	-	1	-	-	N/A 不適用	N/A 不適用	N/A 不適用	N/A 不適用	N/A 不適用	N/A 不適用	N/A 不適用	N/A 不適用
	Lighting Switch 燈掣	16	13	17	17	13	16	17	17	N/A 不適用	N/A 不適用	N/A 不適用	N/A 不適用	N/A 不適用	N/A 不適用	N/A 不適用	N/A 不適用
	Lighting Point 燈位	10	9	10	9	10	12	8	8	N/A 不適用	N/A 不適用	N/A 不適用	N/A 不適用	N/A 不適用	N/A 不適用	N/A 不適用	N/A 不適用
Powder Room 化妝間	13A Single Socket Outlet 13A 單位電源插座	1	N/A 不適用	1	1	N/A 不適用	1	1	1	N/A 不適用	N/A 不適用	N/A 不適用	N/A 不適用	N/A 不適用	N/A 不適用	N/A 不適用	N/A 不適用
	Connection Point for Mirror Cabinet Lighting 鏡櫃燈接線位	1	N/A 不適用	1	1	N/A 不適用	1	1	1	N/A 不適用	N/A 不適用	N/A 不適用	N/A 不適用	N/A 不適用	N/A 不適用	N/A 不適用	N/A 不適用
	Connection Point for Exhaust Fan 抽氣扇接線位	1	N/A 不適用	1	1	N/A 不適用	1	1	1	N/A 不適用	N/A 不適用	N/A 不適用	N/A 不適用	N/A 不適用	N/A 不適用	N/A 不適用	NN/A 不適用

# FITTINGS, FINISHES AND APPLIANCES

## 裝置、裝修物料及設備

Schedule of Mechanical and Electrical Provisions for Residential Properties 住宅物業機電裝置數量說明表

G/F 地下		Unit 單位 01	Unit 單位 02	Unit 單位 03	Unit 單位 05	Unit 單位 06	Unit 單位 07	Unit 單位 08	Unit 單位 09	Unit 單位 10	Unit 單位 11	Unit 單位 12	Unit 單位 15	Unit 單位 16	Unit 單位 17	Unit 單位 18	Unit 單位 19
Powder Room 化妝間	Isolator for Electric Water Heater 電熱水爐開關掣	1	N/A 不適用	1	1	N/A 不適用	1	1	1	N/A 不適用	N/A 不適用	N/A 不適用	N/A 不適用	N/A 不適用	N/A 不適用	N/A 不適用	N/A 不適用
	Lighting Point 燈位	4	N/A 不適用	3	3	N/A 不適用	3	3	3	N/A 不適用	N/A 不適用	N/A 不適用	N/A 不適用	N/A 不適用	N/A 不適用	N/A 不適用	N/A 不適用
Kitchen 廚房	13A Twin Socket Outlet 13A 雙位電源插座	4	4	4	4	4	4	3	3	N/A 不適用	N/A 不適用	N/A 不適用	N/A 不適用	N/A 不適用	N/A 不適用	N/A 不適用	N/A 不適用
	Connection Point/Switch for Indoor Air Conditioning Unit 室內冷氣機接線位	1	1	1	1	1	1	1	1	N/A 不適用	N/A 不適用	N/A 不適用	N/A 不適用	N/A 不適用	N/A 不適用	N/A 不適用	N/A 不適用
	Connection Point for Exhaust Fan 抽氣扇接線位	1	1	1	1	1	1	1	1	N/A 不適用	N/A 不適用	N/A 不適用	N/A 不適用	N/A 不適用	N/A 不適用	N/A 不適用	N/A 不適用
	Connection Point for Kitchen Cabinet Lighting 廚櫃燈接線位	1	1	1	1	1	1	1	1	N/A 不適用	N/A 不適用	N/A 不適用	N/A 不適用	N/A 不適用	N/A 不適用	N/A 不適用	N/A 不適用
	Double Pole Switch 雙極開關掣	3	3	3	3	3	3	3	3	N/A 不適用	N/A 不適用	N/A 不適用	N/A 不適用	N/A 不適用	N/A 不適用	N/A 不適用	N/A 不適用
	13A Single Socket Outlet (Connected with Kitchen Appliance) 13A 單位電源插座 (已接駁廚房設備)	7	5	4	4	5	4	6	6	N/A 不適用	N/A 不適用	N/A 不適用	N/A 不適用	N/A 不適用	N/A 不適用	N/A 不適用	N/A 不適用
	Isolator for Electric Water Heater 電熱水爐開關掣	1	1	1	1	1	1	1	1	N/A 不適用	N/A 不適用	N/A 不適用	N/A 不適用	N/A 不適用	N/A 不適用	N/A 不適用	N/A 不適用
	Drain Point for Washing Machine 洗衣機去水位	1	1	-	-	1	-	1	1	N/A 不適用	N/A 不適用	N/A 不適用	N/A 不適用	N/A 不適用	N/A 不適用	N/A 不適用	N/A 不適用
	Water Point for Washing Machine 洗衣機來水位	1	1	-	-	1	-	1	1	N/A 不適用	N/A 不適用	N/A 不適用	N/A 不適用	N/A 不適用	N/A 不適用	N/A 不適用	N/A 不適用
	Drain Point for Dishwasher 洗碗碟機去水位	1	-	-	-	-	-	-	-	N/A 不適用	N/A 不適用	N/A 不適用	N/A 不適用	N/A 不適用	N/A 不適用	N/A 不適用	N/A 不適用
	Water Point for Dishwasher 洗碗碟機來水位	1	-	-	-	-	-	-	-	N/A 不適用	N/A 不適用	N/A 不適用	N/A 不適用	N/A 不適用	N/A 不適用	N/A 不適用	N/A 不適用
	Town Gas Connection Point 煤氣接駁點	1	1	1	1	1	1	1	1	N/A 不適用	N/A 不適用	N/A 不適用	N/A 不適用	N/A 不適用	N/A 不適用	N/A 不適用	N/A 不適用
	Intercom station 對講機	1	1	1	1	1	1	1	1	N/A 不適用	N/A 不適用	N/A 不適用	N/A 不適用	N/A 不適用	N/A 不適用	N/A 不適用	N/A 不適用
	Lighting Point 燈位	9	4	6	6	3	4	4	3	N/A 不適用	N/A 不適用	N/A 不適用	N/A 不適用	N/A 不適用	N/A 不適用	N/A 不適用	N/A 不適用

# FITTINGS, FINISHES AND APPLIANCES

## 裝置、裝修物料及設備

Schedule of Mechanical and Electrical Provisions for Residential Properties 住宅物業機電裝置數量說明表

G/F 地下		Unit 單位 01	Unit 單位 02	Unit 單位 03	Unit 單位 05	Unit 單位 06	Unit 單位 07	Unit 單位 08	Unit 單位 09	Unit 單位 10	Unit 單位 11	Unit 單位 12	Unit 單位 15	Unit 單位 16	Unit 單位 17	Unit 單位 18	Unit 單位 19
Utility Room 工作間	13A Twin Socket Outlet 13A 雙位電源插座	1	1	1	1	1	1	1	1	N/A 不適用	N/A 不適用	N/A 不適用	N/A 不適用	N/A 不適用	N/A 不適用	N/A 不適用	N/A 不適用
	Fused Connection Unit 接線位	2	2	3	2	2	2	2	2	N/A 不適用	N/A 不適用	N/A 不適用	N/A 不適用	N/A 不適用	N/A 不適用	N/A 不適用	N/A 不適用
	Connection Point/Switch for Indoor Air Conditioning Unit 室內冷氣機接線位	1	1	1	1	1	1	1	1	N/A 不適用	N/A 不適用	N/A 不適用	N/A 不適用	N/A 不適用	N/A 不適用	N/A 不適用	N/A 不適用
	Miniature Circuit Breaker Board 配電箱	1	1	1	1	1	1	1	1	N/A 不適用	N/A 不適用	N/A 不適用	N/A 不適用	N/A 不適用	N/A 不適用	N/A 不適用	N/A 不適用
	Switch for Electric Water Heater 電熱水爐開關掣	1	1	1	1	1	1	1	1	N/A 不適用	N/A 不適用	N/A 不適用	N/A 不適用	N/A 不適用	N/A 不適用	N/A 不適用	N/A 不適用
	Switch for Exhaust Fan 抽氣扇開關掣	1	1	1	1	1	1	1	1	N/A 不適用	N/A 不適用	N/A 不適用	N/A 不適用	N/A 不適用	N/A 不適用	N/A 不適用	N/A 不適用
	Lighting Switch 燈掣	5	5	2	2	5	2	2	2	N/A 不適用	N/A 不適用	N/A 不適用	N/A 不適用	N/A 不適用	N/A 不適用	N/A 不適用	N/A 不適用
Lavatory 洗手間	Lighting Point 燈位	2	2	2	2	2	1	2	2	N/A 不適用	N/A 不適用	N/A 不適用	N/A 不適用	N/A 不適用	N/A 不適用	N/A 不適用	N/A 不適用
	Connection Point for Exhaust Fan 抽氣扇接線位	1	1	1	1	1	1	1	1	N/A 不適用	N/A 不適用	N/A 不適用	N/A 不適用	N/A 不適用	N/A 不適用	N/A 不適用	N/A 不適用
	Isolator for Electric Water Heater 電熱水爐開關掣	1	1	1	1	1	1	1	1	N/A 不適用	N/A 不適用	N/A 不適用	N/A 不適用	N/A 不適用	N/A 不適用	N/A 不適用	N/A 不適用
Pipe Duct 管道槽	Lighting Point 燈位	1	1	1	1	1	1	1	1	N/A 不適用	N/A 不適用	N/A 不適用	N/A 不適用	N/A 不適用	N/A 不適用	N/A 不適用	N/A 不適用
	Connection Point for Gas Water Heater 煤氣熱水爐接線位	-	2	-	-	2	2	2	2	N/A 不適用	N/A 不適用	N/A 不適用	N/A 不適用	N/A 不適用	N/A 不適用	N/A 不適用	N/A 不適用
Staircase 樓梯	Gas Water Heater 煤氣熱水爐	-	2	-	-	2	2	2	2	N/A 不適用	N/A 不適用	N/A 不適用	N/A 不適用	N/A 不適用	N/A 不適用	N/A 不適用	N/A 不適用
	Lighting Point 燈位	5	1	1	1	1	1	1	1	N/A 不適用	N/A 不適用	N/A 不適用	N/A 不適用	N/A 不適用	N/A 不適用	N/A 不適用	N/A 不適用
Store Room 儲物室	13A Single Socket Outlet 13A 單位電源插座	1	N/A 不適用	N/A 不適用	N/A 不適用	N/A 不適用	N/A 不適用	N/A 不適用	N/A 不適用	N/A 不適用	N/A 不適用	N/A 不適用	N/A 不適用	N/A 不適用	N/A 不適用	N/A 不適用	N/A 不適用

# FITTINGS, FINISHES AND APPLIANCES

## 裝置、裝修物料及設備

Schedule of Mechanical and Electrical Provisions for Residential Properties 住宅物業機電裝置數量說明表

1/F 一樓		Unit 單位 01	Unit 單位 02	Unit 單位 03	Unit 單位 05	Unit 單位 06	Unit 單位 07	Unit 單位 08	Unit 單位 09	Unit 單位 10	Unit 單位 11	Unit 單位 12	Unit 單位 15	Unit 單位 16	Unit 單位 17	Unit 單位 18	Unit 單位 19
Master Bedroom 主人睡房	TV / FM Outlet 電視/ 電台天線插座	2	2	2	2	2	2	2	2	N/A 不適用	N/A 不適用	N/A 不適用	N/A 不適用	N/A 不適用	N/A 不適用	N/A 不適用	N/A 不適用
	LAN / Telephone Outlet 數據/ 電話插座	2	2	2	2	2	2	2	2	N/A 不適用	N/A 不適用	N/A 不適用	N/A 不適用	N/A 不適用	N/A 不適用	N/A 不適用	N/A 不適用
	13A Single Socket Outlet 13A 單位電源插座	2	2	2	2	2	2	3	3	N/A 不適用	N/A 不適用	N/A 不適用	N/A 不適用	N/A 不適用	N/A 不適用	N/A 不適用	N/A 不適用
	13A Twin Socket Outlet 13A 雙位電源插座	4	4	4	4	4	4	4	4	N/A 不適用	N/A 不適用	N/A 不適用	N/A 不適用	N/A 不適用	N/A 不適用	N/A 不適用	N/A 不適用
	Connection Point/Switch for Indoor Air Conditioning Unit 室內冷氣機接線位	1	2	2	2	2	2	1	1	N/A 不適用	N/A 不適用	N/A 不適用	N/A 不適用	N/A 不適用	N/A 不適用	N/A 不適用	N/A 不適用
	Intercom Station 對講機	1	1	1	1	1	1	1	1	N/A 不適用	N/A 不適用	N/A 不適用	N/A 不適用	N/A 不適用	N/A 不適用	N/A 不適用	N/A 不適用
	Lighting Switch 燈掣	5	6	7	7	6	6	6	6	N/A 不適用	N/A 不適用	N/A 不適用	N/A 不適用	N/A 不適用	N/A 不適用	N/A 不適用	N/A 不適用
	Lighting Point 燈位	2	2	2	2	2	2	2	2	N/A 不適用	N/A 不適用	N/A 不適用	N/A 不適用	N/A 不適用	N/A 不適用	N/A 不適用	N/A 不適用
Master Bathroom 主人浴室	Switch for Exhaust Fan 抽氣扇開關掣	1	1	1	1	1	1	1	1	N/A 不適用	N/A 不適用	N/A 不適用	N/A 不適用	N/A 不適用	N/A 不適用	N/A 不適用	N/A 不適用
	13A Twin Socket Outlet 13A 雙位電源插座	2	2	2	2	2	2	1	1	N/A 不適用	N/A 不適用	N/A 不適用	N/A 不適用	N/A 不適用	N/A 不適用	N/A 不適用	N/A 不適用
	Connection Point/Switch for Indoor Air Conditioning Unit 室內冷氣機接線位	1	-	-	-	-	-	1	1	N/A 不適用	N/A 不適用	N/A 不適用	N/A 不適用	N/A 不適用	N/A 不適用	N/A 不適用	N/A 不適用
	Connection Point for Exhaust Fan 抽氣扇接線位	1	1	1	1	1	1	1	1	N/A 不適用	N/A 不適用	N/A 不適用	N/A 不適用	N/A 不適用	N/A 不適用	N/A 不適用	N/A 不適用
	Connection Point for Towel Heater 毛巾加熱器接線位	1	1	1	1	1	1	1	1	N/A 不適用	N/A 不適用	N/A 不適用	N/A 不適用	N/A 不適用	N/A 不適用	N/A 不適用	N/A 不適用
	Connection Point for Mirror Cabinet Lighting 鏡櫃燈接線位	1	1	1	1	1	1	1	1	N/A 不適用	N/A 不適用	N/A 不適用	N/A 不適用	N/A 不適用	N/A 不適用	N/A 不適用	N/A 不適用
	Connection Point for Gas Water Heater 煤氣熱水爐接線位	-	-	1	1	-	-	-	-	N/A 不適用	N/A 不適用	N/A 不適用	N/A 不適用	N/A 不適用	N/A 不適用	N/A 不適用	N/A 不適用
	Gas Water Heater 煤氣熱水爐	-	-	1	1	-	-	-	-	N/A 不適用	N/A 不適用	N/A 不適用	N/A 不適用	N/A 不適用	N/A 不適用	N/A 不適用	N/A 不適用
	Gas Water Heater Controller 煤氣熱水爐控制掣	1	1	1	1	1	1	1	1	N/A 不適用	N/A 不適用	N/A 不適用	N/A 不適用	N/A 不適用	N/A 不適用	N/A 不適用	N/A 不適用
	Lighting Point 燈位	7	6	6	6	6	6	6	5	N/A 不適用	N/A 不適用	N/A 不適用	N/A 不適用	N/A 不適用	N/A 不適用	N/A 不適用	N/A 不適用

# FITTINGS, FINISHES AND APPLIANCES

## 裝置、裝修物料及設備

Schedule of Mechanical and Electrical Provisions for Residential Properties 住宅物業機電裝置數量說明表

1/F 一樓		Unit 單位 01	Unit 單位 02	Unit 單位 03	Unit 單位 05	Unit 單位 06	Unit 單位 07	Unit 單位 08	Unit 單位 09	Unit 單位 10	Unit 單位 11	Unit 單位 12	Unit 單位 15	Unit 單位 16	Unit 單位 17	Unit 單位 18	Unit 單位 19
Bedroom 1 睡房 1	TV / FM Outlet 電視/ 電台天線插座	2	2	2	2	2	2	2	2	N/A 不適用	N/A 不適用	N/A 不適用	N/A 不適用	N/A 不適用	N/A 不適用	N/A 不適用	N/A 不適用
	LAN / Telephone Outlet 數據/ 電話插座	2	2	2	2	2	2	2	2	N/A 不適用	N/A 不適用	N/A 不適用	N/A 不適用	N/A 不適用	N/A 不適用	N/A 不適用	N/A 不適用
	13A Single Socket Outlet 13A 單位電源插座	2	2	2	2	2	2	2	2	N/A 不適用	N/A 不適用	N/A 不適用	N/A 不適用	N/A 不適用	N/A 不適用	N/A 不適用	N/A 不適用
	13A Twin Socket Outlet 13A 雙位電源插座	4	4	4	4	4	4	4	4	N/A 不適用	N/A 不適用	N/A 不適用	N/A 不適用	N/A 不適用	N/A 不適用	N/A 不適用	N/A 不適用
	Connection Point/Switch for Indoor Air Conditioning Unit 室內冷氣機接線位	1	1	1	1	1	1	1	1	N/A 不適用	N/A 不適用	N/A 不適用	N/A 不適用	N/A 不適用	N/A 不適用	N/A 不適用	N/A 不適用
	Lighting Switch 燈掣	5	2	6	4	2	4	4	4	N/A 不適用	N/A 不適用	N/A 不適用	N/A 不適用	N/A 不適用	N/A 不適用	N/A 不適用	N/A 不適用
	Lighting Point 燈位	1	1	2	1	1	1	1	1	N/A 不適用	N/A 不適用	N/A 不適用	N/A 不適用	N/A 不適用	N/A 不適用	N/A 不適用	N/A 不適用
	Switch for Exhaust Fan 抽氣扇開關掣	1	-	1	1	-	1	1	1	N/A 不適用	N/A 不適用	N/A 不適用	N/A 不適用	N/A 不適用	N/A 不適用	N/A 不適用	N/A 不適用
Bathroom 1 浴室 1	13A Twin Socket Outlet 13A 雙位電源插座	1	1	1	1	1	1	1	1	N/A 不適用	N/A 不適用	N/A 不適用	N/A 不適用	N/A 不適用	N/A 不適用	N/A 不適用	N/A 不適用
	Connection Point for Exhaust Fan 抽氣扇接線位	1	1	1	1	1	1	1	1	N/A 不適用	N/A 不適用	N/A 不適用	N/A 不適用	N/A 不適用	N/A 不適用	N/A 不適用	N/A 不適用
	Connection Point for Mirror Cabinet Lighting 鏡櫃燈接線位	1	1	1	1	1	1	1	1	N/A 不適用	N/A 不適用	N/A 不適用	N/A 不適用	N/A 不適用	N/A 不適用	N/A 不適用	N/A 不適用
	Connection Point for Gas Water Heater 煤氣熱水爐接線位	N/A 不適用	N/A 不適用	N/A 不適用	1	N/A 不適用	N/A 不適用	N/A 不適用	N/A 不適用	N/A 不適用	N/A 不適用	N/A 不適用	N/A 不適用	N/A 不適用	N/A 不適用	N/A 不適用	N/A 不適用
	Gas Water Heater 煤氣熱水爐	N/A 不適用	N/A 不適用	N/A 不適用	1	N/A 不適用	N/A 不適用	N/A 不適用	N/A 不適用	N/A 不適用	N/A 不適用	N/A 不適用	N/A 不適用	N/A 不適用	N/A 不適用	N/A 不適用	N/A 不適用
	Gas Water Heater Controller 煤氣熱水爐控制掣	1	1	1	1	1	1	1	1	N/A 不適用	N/A 不適用	N/A 不適用	N/A 不適用	N/A 不適用	N/A 不適用	N/A 不適用	N/A 不適用
Bedroom 2 睡房 2	Lighting Point 燈位	7	5	5	5	5	5	5	5	N/A 不適用	N/A 不適用	N/A 不適用	N/A 不適用	N/A 不適用	N/A 不適用	N/A 不適用	N/A 不適用
	TV / FM Outlet 電視/ 電台天線插座	2	2	2	2	2	2	2	2	N/A 不適用	N/A 不適用	N/A 不適用	N/A 不適用	N/A 不適用	N/A 不適用	N/A 不適用	N/A 不適用
	LAN / Telephone Outlet 數據/ 電話插座	2	2	2	2	2	2	2	2	N/A 不適用	N/A 不適用	N/A 不適用	N/A 不適用	N/A 不適用	N/A 不適用	N/A 不適用	N/A 不適用
	13A Single Socket Outlet 13A 單位電源插座	3	2	2	2	2	2	2	2	N/A 不適用	N/A 不適用	N/A 不適用	N/A 不適用	N/A 不適用	N/A 不適用	N/A 不適用	N/A 不適用



# FITTINGS, FINISHES AND APPLIANCES

## 裝置、裝修物料及設備

Schedule of Mechanical and Electrical Provisions for Residential Properties 住宅物業機電裝置數量說明表

1/F 一樓		Unit 單位 01	Unit 單位 02	Unit 單位 03	Unit 單位 05	Unit 單位 06	Unit 單位 07	Unit 單位 08	Unit 單位 09	Unit 單位 10	Unit 單位 11	Unit 單位 12	Unit 單位 15	Unit 單位 16	Unit 單位 17	Unit 單位 18	Unit 單位 19
Bedroom 2 睡房 2	13A Twin Socket Outlet 13A 雙位電源插座	4	4	4	4	3	4	4	4	N/A 不適用	N/A 不適用	N/A 不適用	N/A 不適用	N/A 不適用	N/A 不適用	N/A 不適用	N/A 不適用
	Connection Point/Switch for Indoor Air Conditioning Unit 室內冷氣機接線位	1	1	1	1	1	1	1	1	N/A 不適用	N/A 不適用	N/A 不適用	N/A 不適用	N/A 不適用	N/A 不適用	N/A 不適用	N/A 不適用
	Lighting Switch 燈掣	6	2	4	6	2	6	2	2	N/A 不適用	N/A 不適用	N/A 不適用	N/A 不適用	N/A 不適用	N/A 不適用	N/A 不適用	N/A 不適用
	Lighting Point 燈位	3	1	1	2	1	2	1	1	N/A 不適用	N/A 不適用	N/A 不適用	N/A 不適用	N/A 不適用	N/A 不適用	N/A 不適用	N/A 不適用
	Switch for Exhaust Fan 抽氣扇開關掣	1	-	1	1	-	1	-	-	N/A 不適用	N/A 不適用	N/A 不適用	N/A 不適用	N/A 不適用	N/A 不適用	N/A 不適用	N/A 不適用
Bathroom 2 浴室 2	13A Twin Socket Outlet 13A 雙位電源插座	1	N/A 不適用	1	1	N/A 不適用	1	1	1	N/A 不適用	N/A 不適用	N/A 不適用	N/A 不適用	N/A 不適用	N/A 不適用	N/A 不適用	N/A 不適用
	Connection Point for Exhaust Fan 抽氣扇接線位	1	N/A 不適用	1	1	N/A 不適用	1	1	1	N/A 不適用	N/A 不適用	N/A 不適用	N/A 不適用	N/A 不適用	N/A 不適用	N/A 不適用	N/A 不適用
	Connection Point for Mirror Cabinet Lighting 鏡櫃燈接線位	1	N/A 不適用	1	1	N/A 不適用	1	1	1	N/A 不適用	N/A 不適用	N/A 不適用	N/A 不適用	N/A 不適用	N/A 不適用	N/A 不適用	N/A 不適用
	Connection Point for Gas Water Heater 煤氣熱水爐接線位	N/A 不適用	N/A 不適用	1	N/A 不適用	N/A 不適用	N/A 不適用	N/A 不適用	N/A 不適用	N/A 不適用	N/A 不適用	N/A 不適用	N/A 不適用	N/A 不適用	N/A 不適用	N/A 不適用	N/A 不適用
	Gas Water Heater 煤氣熱水爐	N/A 不適用	N/A 不適用	1	N/A 不適用	N/A 不適用	N/A 不適用	N/A 不適用	N/A 不適用	N/A 不適用	N/A 不適用	N/A 不適用	N/A 不適用	N/A 不適用	N/A 不適用	N/A 不適用	N/A 不適用
	Gas Water Heater Controller 煤氣熱水爐控制掣	1	N/A 不適用	1	1	N/A 不適用	1	1	1	N/A 不適用	N/A 不適用	N/A 不適用	N/A 不適用	N/A 不適用	N/A 不適用	N/A 不適用	N/A 不適用
Corridor 走廊	Lighting Point 燈位	6	N/A 不適用	6	5	N/A 不適用	6	6	6	N/A 不適用	N/A 不適用	N/A 不適用	N/A 不適用	N/A 不適用	N/A 不適用	N/A 不適用	N/A 不適用
	13A Single Socket Outlet 13A 單位電源插座	1	1	1	1	1	1	1	1	N/A 不適用	N/A 不適用	N/A 不適用	N/A 不適用	N/A 不適用	N/A 不適用	N/A 不適用	N/A 不適用
	Connection Point/Switch for Indoor Air Conditioning Unit 室內冷氣機接線位	-	1	1	1	1	1	-	-	N/A 不適用	N/A 不適用	N/A 不適用	N/A 不適用	N/A 不適用	N/A 不適用	N/A 不適用	N/A 不適用
	Lighting Switch 燈掣	2	5	3	3	5	3	5	5	N/A 不適用	N/A 不適用	N/A 不適用	N/A 不適用	N/A 不適用	N/A 不適用	N/A 不適用	N/A 不適用
	Lighting Point 燈位	7	5	4	4	5	4	4	4	N/A 不適用	N/A 不適用	N/A 不適用	N/A 不適用	N/A 不適用	N/A 不適用	N/A 不適用	N/A 不適用
	Switch for Exhaust Fan 抽氣扇開關掣	-	1	-	-	1	-	1	1	N/A 不適用	N/A 不適用	N/A 不適用	N/A 不適用	N/A 不適用	N/A 不適用	N/A 不適用	N/A 不適用

# FITTINGS, FINISHES AND APPLIANCES

## 裝置、裝修物料及設備

Schedule of Mechanical and Electrical Provisions for Residential Properties 住宅物業機電裝置數量說明表

1/F 一樓		Unit 單位 01	Unit 單位 02	Unit 單位 03	Unit 單位 05	Unit 單位 06	Unit 單位 07	Unit 單位 08	Unit 單位 09	Unit 單位 10	Unit 單位 11	Unit 單位 12	Unit 單位 15	Unit 單位 16	Unit 單位 17	Unit 單位 18	Unit 單位 19
Bedroom 3 睡房 3	TV / FM Outlet 電視/ 電台天線插座	2	N/A 不適用	N/A 不適用	N/A 不適用	N/A 不適用	N/A 不適用	N/A 不適用	N/A 不適用	N/A 不適用	N/A 不適用	N/A 不適用	N/A 不適用	N/A 不適用	N/A 不適用	N/A 不適用	N/A 不適用
	LAN / Telephone Outlet 數據/ 電話插座	2	N/A 不適用	N/A 不適用	N/A 不適用	N/A 不適用	N/A 不適用	N/A 不適用	N/A 不適用	N/A 不適用	N/A 不適用	N/A 不適用	N/A 不適用	N/A 不適用	N/A 不適用	N/A 不適用	N/A 不適用
	13A Single Socket Outlet 13A 單位電源插座	2	N/A 不適用	N/A 不適用	N/A 不適用	N/A 不適用	N/A 不適用	N/A 不適用	N/A 不適用	N/A 不適用	N/A 不適用	N/A 不適用	N/A 不適用	N/A 不適用	N/A 不適用	N/A 不適用	N/A 不適用
	13A Twin Socket Outlet 13A 雙位電源插座	4	N/A 不適用	N/A 不適用	N/A 不適用	N/A 不適用	N/A 不適用	N/A 不適用	N/A 不適用	N/A 不適用	N/A 不適用	N/A 不適用	N/A 不適用	N/A 不適用	N/A 不適用	N/A 不適用	N/A 不適用
	Connection Point/Switch for Indoor Air Conditioning Unit 室內冷氣機接線位	1	N/A 不適用	N/A 不適用	N/A 不適用	N/A 不適用	N/A 不適用	N/A 不適用	N/A 不適用	N/A 不適用	N/A 不適用	N/A 不適用	N/A 不適用	N/A 不適用	N/A 不適用	N/A 不適用	N/A 不適用
	Lighting Switch 燈掣	6	N/A 不適用	N/A 不適用	N/A 不適用	N/A 不適用	N/A 不適用	N/A 不適用	N/A 不適用	N/A 不適用	N/A 不適用	N/A 不適用	N/A 不適用	N/A 不適用	N/A 不適用	N/A 不適用	N/A 不適用
	Lighting Point 燈位	3	N/A 不適用	N/A 不適用	N/A 不適用	N/A 不適用	N/A 不適用	N/A 不適用	N/A 不適用	N/A 不適用	N/A 不適用	N/A 不適用	N/A 不適用	N/A 不適用	N/A 不適用	N/A 不適用	N/A 不適用
Bathroom 3 浴室 3	Switch for Exhaust Fan 抽氣扇開關掣	1	N/A 不適用	N/A 不適用	N/A 不適用	N/A 不適用	N/A 不適用	N/A 不適用	N/A 不適用	N/A 不適用	N/A 不適用	N/A 不適用	N/A 不適用	N/A 不適用	N/A 不適用	N/A 不適用	N/A 不適用
	13A Twin Socket Outlet 13A 雙位電源插座	1	N/A 不適用	N/A 不適用	N/A 不適用	N/A 不適用	N/A 不適用	N/A 不適用	N/A 不適用	N/A 不適用	N/A 不適用	N/A 不適用	N/A 不適用	N/A 不適用	N/A 不適用	N/A 不適用	N/A 不適用
	Connection Point for Exhaust Fan 抽氣扇接線位	1	N/A 不適用	N/A 不適用	N/A 不適用	N/A 不適用	N/A 不適用	N/A 不適用	N/A 不適用	N/A 不適用	N/A 不適用	N/A 不適用	N/A 不適用	N/A 不適用	N/A 不適用	N/A 不適用	N/A 不適用
	Connection Point for Mirror Cabinet Lighting 鏡櫃燈接線位	1	N/A 不適用	N/A 不適用	N/A 不適用	N/A 不適用	N/A 不適用	N/A 不適用	N/A 不適用	N/A 不適用	N/A 不適用	N/A 不適用	N/A 不適用	N/A 不適用	N/A 不適用	N/A 不適用	N/A 不適用
	Gas Water Heater Controller 煤氣熱水爐控制掣	1	N/A 不適用	N/A 不適用	N/A 不適用	N/A 不適用	N/A 不適用	N/A 不適用	N/A 不適用	N/A 不適用	N/A 不適用	N/A 不適用	N/A 不適用	N/A 不適用	N/A 不適用	N/A 不適用	N/A 不適用
Flat Roof (Unit-01) 平台 (單位-01)	Lighting Point 燈位	6	N/A 不適用	N/A 不適用	N/A 不適用	N/A 不適用	N/A 不適用	N/A 不適用	N/A 不適用	N/A 不適用	N/A 不適用	N/A 不適用	N/A 不適用	N/A 不適用	N/A 不適用	N/A 不適用	N/A 不適用
	Isolator for Outdoor Air Conditioning Unit 室外冷氣機開關掣	1	N/A 不適用	N/A 不適用	N/A 不適用	N/A 不適用	N/A 不適用	N/A 不適用	N/A 不適用	N/A 不適用	N/A 不適用	N/A 不適用	N/A 不適用	N/A 不適用	N/A 不適用	N/A 不適用	N/A 不適用
	Connection Point for Gas Water Heater 煤氣熱水爐接線位	3	N/A 不適用	N/A 不適用	N/A 不適用	N/A 不適用	N/A 不適用	N/A 不適用	N/A 不適用	N/A 不適用	N/A 不適用	N/A 不適用	N/A 不適用	N/A 不適用	N/A 不適用	N/A 不適用	N/A 不適用
	Gas Water Heater 煤氣熱水爐	3	N/A 不適用	N/A 不適用	N/A 不適用	N/A 不適用	N/A 不適用	N/A 不適用	N/A 不適用	N/A 不適用	N/A 不適用	N/A 不適用	N/A 不適用	N/A 不適用	N/A 不適用	N/A 不適用	N/A 不適用
Staircase 樓梯	Lighting Point 燈位	1	N/A 不適用	N/A 不適用	N/A 不適用	N/A 不適用	N/A 不適用	N/A 不適用	N/A 不適用	N/A 不適用	N/A 不適用	N/A 不適用	N/A 不適用	N/A 不適用	N/A 不適用	N/A 不適用	N/A 不適用
Flat Roof (Unit-03 & 05) 平台 (單位-03 及 05)	Lighting Point 燈位	5	5	5	5	5	5	5	5	N/A 不適用	N/A 不適用	N/A 不適用	N/A 不適用	N/A 不適用	N/A 不適用	N/A 不適用	N/A 不適用
		-	-	8	8	-	-	-	-	N/A 不適用	N/A 不適用	N/A 不適用	N/A 不適用	N/A 不適用	N/A 不適用	N/A 不適用	N/A 不適用

# FITTINGS, FINISHES AND APPLIANCES

## 裝置、裝修物料及設備

Schedule of Mechanical and Electrical Provisions for Residential Properties 住宅物業機電裝置數量說明表

2/F 二樓		Unit 單位 01	Unit 單位 02	Unit 單位 03	Unit 單位 05	Unit 單位 06	Unit 單位 07	Unit 單位 08	Unit 單位 09	Unit 單位 10	Unit 單位 11	Unit 單位 12	Unit 單位 15	Unit 單位 16	Unit 單位 17	Unit 單位 18	Unit 單位 19
Main Entrance 正門	Visitor Panel 訪客對講機	N/A 不適用	N/A 不適用	N/A 不適用	N/A 不適用	N/A 不適用	N/A 不適用	N/A 不適用	N/A 不適用	1	1	1	1	1	1	1	1
	TV / FM Outlet 電視/ 電台天線插座	N/A 不適用	N/A 不適用	N/A 不適用	N/A 不適用	N/A 不適用	N/A 不適用	N/A 不適用	N/A 不適用	2	3	3	3	3	3	3	3
	LAN / Telephone Outlet 數據/ 電話插座	N/A 不適用	N/A 不適用	N/A 不適用	N/A 不適用	N/A 不適用	N/A 不適用	N/A 不適用	N/A 不適用	1	1	1	2	1	1	1	1
	13A Single Socket Outlet 13A 單位電源插座	N/A 不適用	N/A 不適用	N/A 不適用	N/A 不適用	N/A 不適用	N/A 不適用	N/A 不適用	N/A 不適用	1	1	1	1	1	1	1	2
	13A Twin Socket Outlet 13A 雙位電源插座	N/A 不適用	N/A 不適用	N/A 不適用	N/A 不適用	N/A 不適用	N/A 不適用	N/A 不適用	N/A 不適用	7	7	8	8	7	7	7	7
Living / Dining 客廳/ 飯廳	Connection Point/Switch for Indoor Air Conditioning Unit 室內冷氣機接線位	N/A 不適用	N/A 不適用	N/A 不適用	N/A 不適用	N/A 不適用	N/A 不適用	N/A 不適用	N/A 不適用	3	2	3	3	2	2	2	3
	Video Door-phone 視像對講機	N/A 不適用	N/A 不適用	N/A 不適用	N/A 不適用	N/A 不適用	N/A 不適用	N/A 不適用	N/A 不適用	1	1	1	1	1	1	1	1
	Lighting Switch 燈掣	N/A 不適用	N/A 不適用	N/A 不適用	N/A 不適用	N/A 不適用	N/A 不適用	N/A 不適用	N/A 不適用	12	9	14	14	10	12	12	14
	Lighting Point 燈位	N/A 不適用	N/A 不適用	N/A 不適用	N/A 不適用	N/A 不適用	N/A 不適用	N/A 不適用	N/A 不適用	7	4	8	8	4	4	4	5
	Switch for Exhaust Fan 抽氣扇開關掣	N/A 不適用	N/A 不適用	N/A 不適用	N/A 不適用	N/A 不適用	N/A 不適用	N/A 不適用	N/A 不適用	2	1	2	2	1	2	2	2
	13A Single Socket Outlet 13A 單位電源插座	N/A 不適用	N/A 不適用	N/A 不適用	N/A 不適用	N/A 不適用	N/A 不適用	N/A 不適用	N/A 不適用	-	N/A 不適用	-	-	N/A 不適用	1	1	1
	13A Twin Socket Outlet 13A 雙位電源插座	N/A 不適用	N/A 不適用	N/A 不適用	N/A 不適用	N/A 不適用	N/A 不適用	N/A 不適用	N/A 不適用	1	N/A 不適用	1	1	N/A 不適用	-	-	-
Powder Room 化妝間	Connection Point for Exhaust Fan 抽氣扇接線位	N/A 不適用	N/A 不適用	N/A 不適用	N/A 不適用	N/A 不適用	N/A 不適用	N/A 不適用	N/A 不適用	1	N/A 不適用	1	1	N/A 不適用	1	1	1
	Connection Point for Mirror Cabinet Lighting 鏡櫃燈接線位	N/A 不適用	N/A 不適用	N/A 不適用	N/A 不適用	N/A 不適用	N/A 不適用	N/A 不適用	N/A 不適用	1	N/A 不適用	1	1	N/A 不適用	1	1	1
	Isolator for Electric Water Heater 電熱水爐開關掣	N/A 不適用	N/A 不適用	N/A 不適用	N/A 不適用	N/A 不適用	N/A 不適用	N/A 不適用	N/A 不適用	1	N/A 不適用	1	1	N/A 不適用	1	1	1
	Lighting Point 燈位	N/A 不適用	N/A 不適用	N/A 不適用	N/A 不適用	N/A 不適用	N/A 不適用	N/A 不適用	N/A 不適用	3	N/A 不適用	3	2	N/A 不適用	2	2	2
Kitchen 廚房	13A Twin Socket Outlet 13A 雙位電源插座	N/A 不適用	N/A 不適用	N/A 不適用	N/A 不適用	N/A 不適用	N/A 不適用	N/A 不適用	N/A 不適用	4	2	4	4	2	2	2	4
	Connection Point/Switch for Indoor Air Conditioning Unit 室內冷氣機接線位	N/A 不適用	N/A 不適用	N/A 不適用	N/A 不適用	N/A 不適用	N/A 不適用	N/A 不適用	N/A 不適用	1	1	1	1	1	1	1	1

# FITTINGS, FINISHES AND APPLIANCES

## 裝置、裝修物料及設備

Schedule of Mechanical and Electrical Provisions for Residential Properties 住宅物業機電裝置數量說明表

2/F 二樓		Unit 單位 01	Unit 單位 02	Unit 單位 03	Unit 單位 05	Unit 單位 06	Unit 單位 07	Unit 單位 08	Unit 單位 09	Unit 單位 10	Unit 單位 11	Unit 單位 12	Unit 單位 15	Unit 單位 16	Unit 單位 17	Unit 單位 18	Unit 單位 19
Kitchen 廚房	Connection Point for Exhaust Fan 抽氣扇接線位	N/A 不適用	N/A 不適用	N/A 不適用	N/A 不適用	N/A 不適用	N/A 不適用	N/A 不適用	N/A 不適用	1	1	1	1	1	1	1	1
	Connection Point for Kitchen Cabinet Lighting 廚櫃燈接線位	N/A 不適用	N/A 不適用	N/A 不適用	N/A 不適用	N/A 不適用	N/A 不適用	N/A 不適用	N/A 不適用	1	1	1	1	1	1	1	1
	Double Pole Switch 雙極開關掣	N/A 不適用	N/A 不適用	N/A 不適用	N/A 不適用	N/A 不適用	N/A 不適用	N/A 不適用	N/A 不適用	3	3	3	3	3	3	3	3
	13A Single Socket Outlet (Connected with Kitchen Appliance) 13A 單位電源插座 (已接駁廚房設備)	N/A 不適用	N/A 不適用	N/A 不適用	N/A 不適用	N/A 不適用	N/A 不適用	N/A 不適用	N/A 不適用	5	4	5	5	4	5	5	4
	Isolator for Electric Water Heater 電熱水爐開關掣	N/A 不適用	N/A 不適用	N/A 不適用	N/A 不適用	N/A 不適用	N/A 不適用	N/A 不適用	N/A 不適用	1	1	1	1	1	1	1	1
	Drain Point for Washing Machine 洗衣機去水位	N/A 不適用	N/A 不適用	N/A 不適用	N/A 不適用	N/A 不適用	N/A 不適用	N/A 不適用	N/A 不適用	-	-	-	-	-	1	1	-
	Water Point for Washing Machine 洗衣機來水位	N/A 不適用	N/A 不適用	N/A 不適用	N/A 不適用	N/A 不適用	N/A 不適用	N/A 不適用	N/A 不適用	-	-	-	-	-	1	1	-
	Drain Point for Dishwasher 洗碗碟機去水位	N/A 不適用	N/A 不適用	N/A 不適用	N/A 不適用	N/A 不適用	N/A 不適用	N/A 不適用	N/A 不適用	1	-	1	1	-	-	-	-
	Water Point for Dishwasher 洗碗碟機來水位	N/A 不適用	N/A 不適用	N/A 不適用	N/A 不適用	N/A 不適用	N/A 不適用	N/A 不適用	N/A 不適用	1	-	1	1	-	-	-	-
	Town Gas Connection Point 煤氣接駁點	N/A 不適用	N/A 不適用	N/A 不適用	N/A 不適用	N/A 不適用	N/A 不適用	N/A 不適用	N/A 不適用	1	1	1	1	1	1	1	1
Utility Room 工作間	Intercom station 對講機	N/A 不適用	N/A 不適用	N/A 不適用	N/A 不適用	N/A 不適用	N/A 不適用	N/A 不適用	N/A 不適用	1	1	1	1	1	1	1	1
	Lighting Point 燈位	N/A 不適用	N/A 不適用	N/A 不適用	N/A 不適用	N/A 不適用	N/A 不適用	N/A 不適用	N/A 不適用	4	5	5	4	3	3	3	4
	13A Single Socket Outlet 13A 單位電源插座	N/A 不適用	N/A 不適用	N/A 不適用	N/A 不適用	N/A 不適用	N/A 不適用	N/A 不適用	N/A 不適用	2	2	2	2	2	-	-	2
	13A Twin Socket Outlet 13A 雙位電源插座	N/A 不適用	N/A 不適用	N/A 不適用	N/A 不適用	N/A 不適用	N/A 不適用	N/A 不適用	N/A 不適用	1	1	1	1	1	1	1	1
	Fused Connection Unit 接線位	N/A 不適用	N/A 不適用	N/A 不適用	N/A 不適用	N/A 不適用	N/A 不適用	N/A 不適用	N/A 不適用	2	2	2	2	2	2	2	2
	Connection Point/Switch for Indoor Air Conditioning Unit 室內冷氣機接線位	N/A 不適用	N/A 不適用	N/A 不適用	N/A 不適用	N/A 不適用	N/A 不適用	N/A 不適用	N/A 不適用	1	1	1	1	1	1	1	1
	Miniature Circuit Breaker Board 配電箱	N/A 不適用	N/A 不適用	N/A 不適用	N/A 不適用	N/A 不適用	N/A 不適用	N/A 不適用	N/A 不適用	1	1	1	1	1	1	1	1
	Lighting Switch 燈掣	N/A 不適用	N/A 不適用	N/A 不適用	N/A 不適用	N/A 不適用	N/A 不適用	N/A 不適用	N/A 不適用	2	2	5	5	2	2	2	5

# FITTINGS, FINISHES AND APPLIANCES

## 裝置、裝修物料及設備

Schedule of Mechanical and Electrical Provisions for Residential Properties 住宅物業機電裝置數量說明表

2/F 二樓		Unit 單位 01	Unit 單位 02	Unit 單位 03	Unit 單位 05	Unit 單位 06	Unit 單位 07	Unit 單位 08	Unit 單位 09	Unit 單位 10	Unit 單位 11	Unit 單位 12	Unit 單位 15	Unit 單位 16	Unit 單位 17	Unit 單位 18	Unit 單位 19
Utility Room 工作間	Lighting Point 燈位	N/A 不適用	N/A 不適用	N/A 不適用	N/A 不適用	N/A 不適用	N/A 不適用	N/A 不適用	N/A 不適用	2	2	2	2	2	2	2	2
	Switch for Electric Water Heater 電熱水爐開關掣	N/A 不適用	N/A 不適用	N/A 不適用	N/A 不適用	N/A 不適用	N/A 不適用	N/A 不適用	N/A 不適用	1	1	1	1	1	1	1	1
	Switch for Exhaust Fan 抽氣扇開關掣	N/A 不適用	N/A 不適用	N/A 不適用	N/A 不適用	N/A 不適用	N/A 不適用	N/A 不適用	N/A 不適用	1	1	1	1	1	1	1	1
	Drain Point for Washing Machine 洗衣機去水位	N/A 不適用	N/A 不適用	N/A 不適用	N/A 不適用	N/A 不適用	N/A 不適用	N/A 不適用	N/A 不適用	1	1	1	1	1	-	-	1
	Water Point for Washing Machine 洗衣機來水位	N/A 不適用	N/A 不適用	N/A 不適用	N/A 不適用	N/A 不適用	N/A 不適用	N/A 不適用	N/A 不適用	1	1	1	1	1	-	-	1
Lavatory 洗手間	Connection Point for Exhaust Fan 抽氣扇接線位	N/A 不適用	N/A 不適用	N/A 不適用	N/A 不適用	N/A 不適用	N/A 不適用	N/A 不適用	N/A 不適用	1	1	1	1	1	1	1	1
	Fused Connection Unit 接線位	N/A 不適用	N/A 不適用	N/A 不適用	N/A 不適用	N/A 不適用	N/A 不適用	N/A 不適用	N/A 不適用	1	1	1	1	1	1	1	1
	Isolator for Electric Water Heater 電熱水爐開關掣	N/A 不適用	N/A 不適用	N/A 不適用	N/A 不適用	N/A 不適用	N/A 不適用	N/A 不適用	N/A 不適用	1	1	1	1	1	1	1	1
	Lighting Point 燈位	N/A 不適用	N/A 不適用	N/A 不適用	N/A 不適用	N/A 不適用	N/A 不適用	N/A 不適用	N/A 不適用	1	1	1	1	1	1	1	1
Store Room 儲物室	13A Twin Socket Outlet 13A 雙位電源插座	N/A 不適用	N/A 不適用	N/A 不適用	N/A 不適用	N/A 不適用	N/A 不適用	N/A 不適用	N/A 不適用	1	N/A 不適用	N/A 不適用	N/A 不適用	N/A 不適用	1	1	N/A 不適用
	Connection Point/Switch for Indoor Air Conditioning Unit 室內冷氣機接線位	N/A 不適用	N/A 不適用	N/A 不適用	N/A 不適用	N/A 不適用	N/A 不適用	N/A 不適用	N/A 不適用	1	N/A 不適用	N/A 不適用	N/A 不適用	N/A 不適用	1	1	N/A 不適用
	Lighting Switch 燈掣	N/A 不適用	N/A 不適用	N/A 不適用	N/A 不適用	N/A 不適用	N/A 不適用	N/A 不適用	N/A 不適用	1	N/A 不適用	N/A 不適用	N/A 不適用	N/A 不適用	1	1	N/A 不適用
	Lighting Point 燈位	N/A 不適用	N/A 不適用	N/A 不適用	N/A 不適用	N/A 不適用	N/A 不適用	N/A 不適用	N/A 不適用	1	N/A 不適用	N/A 不適用	N/A 不適用	N/A 不適用	1	1	N/A 不適用
Staircase 樓梯	Lighting Point 燈位	N/A 不適用	N/A 不適用	N/A 不適用	N/A 不適用	N/A 不適用	N/A 不適用	N/A 不適用	N/A 不適用	5	1	1	1	2	2	2	1



# FITTINGS, FINISHES AND APPLIANCES

## 裝置、裝修物料及設備

Schedule of Mechanical and Electrical Provisions for Residential Properties 住宅物業機電裝置數量說明表

3/F 三樓		Unit 單位 01	Unit 單位 02	Unit 單位 03	Unit 單位 05	Unit 單位 06	Unit 單位 07	Unit 單位 08	Unit 單位 09	Unit 單位 10	Unit 單位 11	Unit 單位 12	Unit 單位 15	Unit 單位 16	Unit 單位 17	Unit 單位 18	Unit 單位 19
Master Bedroom 主人睡房	TV / FM Outlet 電視/ 電台天線插座	N/A 不適用	N/A 不適用	N/A 不適用	N/A 不適用	N/A 不適用	N/A 不適用	N/A 不適用	N/A 不適用	2	2	2	2	2	2	2	2
	LAN / Telephone Outlet 數據/ 電話插座	N/A 不適用	N/A 不適用	N/A 不適用	N/A 不適用	N/A 不適用	N/A 不適用	N/A 不適用	N/A 不適用	2	2	2	2	2	2	2	2
	13A Single Socket Outlet 13A 單位電源插座	N/A 不適用	N/A 不適用	N/A 不適用	N/A 不適用	N/A 不適用	N/A 不適用	N/A 不適用	N/A 不適用	3	2	2	2	2	2	2	2
	13A Twin Socket Outlet 13A 雙位電源插座	N/A 不適用	N/A 不適用	N/A 不適用	N/A 不適用	N/A 不適用	N/A 不適用	N/A 不適用	N/A 不適用	5	5	5	5	5	5	5	5
	Intercom Station 對講機	N/A 不適用	N/A 不適用	N/A 不適用	N/A 不適用	N/A 不適用	N/A 不適用	N/A 不適用	N/A 不適用	1	1	1	1	1	1	1	1
	Connection Point/Switch for Indoor Air Conditioning Unit 室內冷氣機接線位	N/A 不適用	N/A 不適用	N/A 不適用	N/A 不適用	N/A 不適用	N/A 不適用	N/A 不適用	N/A 不適用	2	2	2	2	2	2	2	2
	Switch for Exhaust Fan 抽氣扇開關掣	N/A 不適用	N/A 不適用	N/A 不適用	N/A 不適用	N/A 不適用	N/A 不適用	N/A 不適用	N/A 不適用	1	1	1	1	1	1	1	1
	Lighting Switch 燈掣	N/A 不適用	N/A 不適用	N/A 不適用	N/A 不適用	N/A 不適用	N/A 不適用	N/A 不適用	N/A 不適用	7	6	6	6	6	6	6	6
Master Bathroom 主人浴室	Lighting Point 燈位	N/A 不適用	N/A 不適用	N/A 不適用	N/A 不適用	N/A 不適用	N/A 不適用	N/A 不適用	N/A 不適用	2	2	2	2	2	2	2	2
	13A Twin Socket Outlet 13A 雙位電源插座	N/A 不適用	N/A 不適用	N/A 不適用	N/A 不適用	N/A 不適用	N/A 不適用	N/A 不適用	N/A 不適用	2	2	2	2	2	2	2	2
	Connection Point/Switch for Indoor Air Conditioning Unit 室內冷氣機接線位	N/A 不適用	N/A 不適用	N/A 不適用	N/A 不適用	N/A 不適用	N/A 不適用	N/A 不適用	N/A 不適用	1	-	-	-	-	-	-	-
	Connection Point for Exhaust Fan 抽氣扇接線位	N/A 不適用	N/A 不適用	N/A 不適用	N/A 不適用	N/A 不適用	N/A 不適用	N/A 不適用	N/A 不適用	1	1	1	1	1	1	1	1
	Connection Point for Towel Heater 毛巾加熱器接線位	N/A 不適用	N/A 不適用	N/A 不適用	N/A 不適用	N/A 不適用	N/A 不適用	N/A 不適用	N/A 不適用	1	1	1	1	1	1	1	1
	Connection Point for Mirror Cabinet Lighting 鏡櫃燈接線位	N/A 不適用	N/A 不適用	N/A 不適用	N/A 不適用	N/A 不適用	N/A 不適用	N/A 不適用	N/A 不適用	1	1	1	1	1	1	1	1
	Gas Water Heater Controller 煤氣熱水爐控制掣	N/A 不適用	N/A 不適用	N/A 不適用	N/A 不適用	N/A 不適用	N/A 不適用	N/A 不適用	N/A 不適用	1	1	1	1	1	1	1	1
	Lighting Point 燈位	N/A 不適用	N/A 不適用	N/A 不適用	N/A 不適用	N/A 不適用	N/A 不適用	N/A 不適用	N/A 不適用	6	6	6	6	6	6	6	6
Bedroom 1 睡房 1	TV / FM Outlet 電視/ 電台天線插座	N/A 不適用	N/A 不適用	N/A 不適用	N/A 不適用	N/A 不適用	N/A 不適用	N/A 不適用	N/A 不適用	2	2	2	2	2	2	2	2
	LAN / Telephone Outlet 數據/ 電話插座	N/A 不適用	N/A 不適用	N/A 不適用	N/A 不適用	N/A 不適用	N/A 不適用	N/A 不適用	N/A 不適用	2	2	2	2	2	2	2	2

# FITTINGS, FINISHES AND APPLIANCES

## 裝置、裝修物料及設備

Schedule of Mechanical and Electrical Provisions for Residential Properties 住宅物業機電裝置數量說明表

3/F 三樓		Unit 單位 01	Unit 單位 02	Unit 單位 03	Unit 單位 05	Unit 單位 06	Unit 單位 07	Unit 單位 08	Unit 單位 09	Unit 單位 10	Unit 單位 11	Unit 單位 12	Unit 單位 15	Unit 單位 16	Unit 單位 17	Unit 單位 18	Unit 單位 19
Bedroom 1 睡房 1	13A Single Socket Outlet 13A 單位電源插座	N/A 不適用	N/A 不適用	N/A 不適用	N/A 不適用	N/A 不適用	N/A 不適用	N/A 不適用	N/A 不適用	3	2	2	3	3	3	2	2
	13A Twin Socket Outlet 13A 雙位電源插座	N/A 不適用	N/A 不適用	N/A 不適用	N/A 不適用	N/A 不適用	N/A 不適用	N/A 不適用	N/A 不適用	4	4	4	4	4	4	4	4
	Connection Point/Switch for Indoor Air Conditioning Unit 室內冷氣機接線位	N/A 不適用	N/A 不適用	N/A 不適用	N/A 不適用	N/A 不適用	N/A 不適用	N/A 不適用	N/A 不適用	1	1	1	1	1	1	1	1
	Lighting Switch 燈掣	N/A 不適用	N/A 不適用	N/A 不適用	N/A 不適用	N/A 不適用	N/A 不適用	N/A 不適用	N/A 不適用	6	4	6	4	4	4	4	4
	Lighting Point 燈位	N/A 不適用	N/A 不適用	N/A 不適用	N/A 不適用	N/A 不適用	N/A 不適用	N/A 不適用	N/A 不適用	2	1	2	1	1	1	1	1
Bathroom 1 浴室 1	Switch for Exhaust Fan 抽氣扇開關掣	N/A 不適用	N/A 不適用	N/A 不適用	N/A 不適用	N/A 不適用	N/A 不適用	N/A 不適用	N/A 不適用	1	1	1	1	1	1	1	1
	13A Single Socket Outlet 13A 單位電源插座	N/A 不適用	N/A 不適用	N/A 不適用	N/A 不適用	N/A 不適用	N/A 不適用	N/A 不適用	N/A 不適用	-	-	1	1	-	1	-	-
	13A Twin Socket Outlet 13A 雙位電源插座	N/A 不適用	N/A 不適用	N/A 不適用	N/A 不適用	N/A 不適用	N/A 不適用	N/A 不適用	N/A 不適用	1	1	-	-	1	-	1	1
	Connection Point for Exhaust Fan 抽氣扇接線位	N/A 不適用	N/A 不適用	N/A 不適用	N/A 不適用	N/A 不適用	N/A 不適用	N/A 不適用	N/A 不適用	1	1	1	1	1	1	1	1
	Connection Point for Mirror Cabinet Lighting 鏡櫃燈接線位	N/A 不適用	N/A 不適用	N/A 不適用	N/A 不適用	N/A 不適用	N/A 不適用	N/A 不適用	N/A 不適用	1	1	1	1	1	1	1	1
Bedroom 2 睡房 2	Gas Water Heater Controller 煤氣熱水爐控制掣	N/A 不適用	N/A 不適用	N/A 不適用	N/A 不適用	N/A 不適用	N/A 不適用	N/A 不適用	N/A 不適用	1	1	1	1	1	1	1	1
	Lighting Point 燈位	N/A 不適用	N/A 不適用	N/A 不適用	N/A 不適用	N/A 不適用	N/A 不適用	N/A 不適用	N/A 不適用	6	5	5	6	6	6	6	6
	TV / FM Outlet 電視/ 電台天線插座	N/A 不適用	N/A 不適用	N/A 不適用	N/A 不適用	N/A 不適用	N/A 不適用	N/A 不適用	N/A 不適用	2	2	2	2	2	2	2	2
	LAN / Telephone Outlet 數據/ 電話插座	N/A 不適用	N/A 不適用	N/A 不適用	N/A 不適用	N/A 不適用	N/A 不適用	N/A 不適用	N/A 不適用	2	2	2	2	2	2	2	2
	13A Single Socket Outlet 13A 單位電源插座	N/A 不適用	N/A 不適用	N/A 不適用	N/A 不適用	N/A 不適用	N/A 不適用	N/A 不適用	N/A 不適用	3	2	3	2	2	2	2	2
	13A Twin Socket Outlet 13A 雙位電源插座	N/A 不適用	N/A 不適用	N/A 不適用	N/A 不適用	N/A 不適用	N/A 不適用	N/A 不適用	N/A 不適用	4	4	4	4	4	4	4	4
	Connection Point/Switch for Indoor Air Conditioning Unit 室內冷氣機接線位	N/A 不適用	N/A 不適用	N/A 不適用	N/A 不適用	N/A 不適用	N/A 不適用	N/A 不適用	N/A 不適用	1	1	1	1	1	1	1	1

# FITTINGS, FINISHES AND APPLIANCES

## 裝置、裝修物料及設備

Schedule of Mechanical and Electrical Provisions for Residential Properties 住宅物業機電裝置數量說明表

3/F 三樓		Unit 單位 01	Unit 單位 02	Unit 單位 03	Unit 單位 05	Unit 單位 06	Unit 單位 07	Unit 單位 08	Unit 單位 09	Unit 單位 10	Unit 單位 11	Unit 單位 12	Unit 單位 15	Unit 單位 16	Unit 單位 17	Unit 單位 18	Unit 單位 19
Bedroom 2 睡房 2	Lighting Switch 燈掣	N/A 不適用	N/A 不適用	N/A 不適用	N/A 不適用	N/A 不適用	N/A 不適用	N/A 不適用	N/A 不適用	6	6	4	6	6	6	6	6
	Lighting Point 燈位	N/A 不適用	N/A 不適用	N/A 不適用	N/A 不適用	N/A 不適用	N/A 不適用	N/A 不適用	N/A 不適用	3	2	1	2	2	2	2	2
	Switch for Exhaust Fan 抽氣扇開關掣	N/A 不適用	N/A 不適用	N/A 不適用	N/A 不適用	N/A 不適用	N/A 不適用	N/A 不適用	N/A 不適用	1	1	1	1	1	1	1	1
Bathroom 2 浴室 2	13A Single Socket Outlet 13A 單位電源插座	N/A 不適用	N/A 不適用	N/A 不適用	N/A 不適用	N/A 不適用	N/A 不適用	N/A 不適用	N/A 不適用	-	-	1	-	-	1	-	-
	13A Twin Socket Outlet 13A 雙位電源插座	N/A 不適用	N/A 不適用	N/A 不適用	N/A 不適用	N/A 不適用	N/A 不適用	N/A 不適用	N/A 不適用	1	1	-	1	1	-	1	1
	Connection Point for Exhaust Fan 抽氣扇接線位	N/A 不適用	N/A 不適用	N/A 不適用	N/A 不適用	N/A 不適用	N/A 不適用	N/A 不適用	N/A 不適用	1	1	1	1	1	1	1	1
	Connection Point for Mirror Cabinet Lighting 鏡櫃燈接線位	N/A 不適用	N/A 不適用	N/A 不適用	N/A 不適用	N/A 不適用	N/A 不適用	N/A 不適用	N/A 不適用	1	1	1	1	1	1	1	1
	Gas Water Heater Controller 煤氣熱水爐控制掣	N/A 不適用	N/A 不適用	N/A 不適用	N/A 不適用	N/A 不適用	N/A 不適用	N/A 不適用	N/A 不適用	1	1	1	1	1	1	1	1
Corridor 走廊	Lighting Point 燈位	N/A 不適用	N/A 不適用	N/A 不適用	N/A 不適用	N/A 不適用	N/A 不適用	N/A 不適用	N/A 不適用	6	5	6	5	5	5	5	5
	13A Single Socket Outlet 13A 單位電源插座	N/A 不適用	N/A 不適用	N/A 不適用	N/A 不適用	N/A 不適用	N/A 不適用	N/A 不適用	N/A 不適用	1	1	1	1	1	1	1	1
	Connection Point/Switch for Indoor Air Conditioning Unit 室內冷氣機接線位	N/A 不適用	N/A 不適用	N/A 不適用	N/A 不適用	N/A 不適用	N/A 不適用	N/A 不適用	N/A 不適用	-	1	1	1	1	1	1	1
	Lighting Switch 燈掣	N/A 不適用	N/A 不適用	N/A 不適用	N/A 不適用	N/A 不適用	N/A 不適用	N/A 不適用	N/A 不適用	4	4	4	4	4	4	4	4
	Lighting Point 燈位	N/A 不適用	N/A 不適用	N/A 不適用	N/A 不適用	N/A 不適用	N/A 不適用	N/A 不適用	N/A 不適用	3	4	5	4	4	4	5	5
Bedroom 3 睡房 3	TV / FM Outlet 電視/ 電台天線插座	N/A 不適用	N/A 不適用	N/A 不適用	N/A 不適用	N/A 不適用	N/A 不適用	N/A 不適用	N/A 不適用	2	N/A 不適用	N/A 不適用	N/A 不適用	N/A 不適用	N/A 不適用	N/A 不適用	N/A 不適用
	LAN / Telephone Outlet 數據/ 電話插座	N/A 不適用	N/A 不適用	N/A 不適用	N/A 不適用	N/A 不適用	N/A 不適用	N/A 不適用	N/A 不適用	2	N/A 不適用	N/A 不適用	N/A 不適用	N/A 不適用	N/A 不適用	N/A 不適用	N/A 不適用
	13A Single Socket Outlet 13A 單位電源插座	N/A 不適用	N/A 不適用	N/A 不適用	N/A 不適用	N/A 不適用	N/A 不適用	N/A 不適用	N/A 不適用	2	N/A 不適用	N/A 不適用	N/A 不適用	N/A 不適用	N/A 不適用	N/A 不適用	N/A 不適用
	13A Twin Socket Outlet 13A 雙位電源插座	N/A 不適用	N/A 不適用	N/A 不適用	N/A 不適用	N/A 不適用	N/A 不適用	N/A 不適用	N/A 不適用	4	N/A 不適用	N/A 不適用	N/A 不適用	N/A 不適用	N/A 不適用	N/A 不適用	N/A 不適用
	Connection Point/Switch for Indoor Air Conditioning Unit 室內冷氣機接線位	N/A 不適用	N/A 不適用	N/A 不適用	N/A 不適用	N/A 不適用	N/A 不適用	N/A 不適用	N/A 不適用	1	N/A 不適用	N/A 不適用	N/A 不適用	N/A 不適用	N/A 不適用	N/A 不適用	N/A 不適用

# FITTINGS, FINISHES AND APPLIANCES

## 裝置、裝修物料及設備

Schedule of Mechanical and Electrical Provisions for Residential Properties 住宅物業機電裝置數量說明表

3/F 三樓		Unit 單位 01	Unit 單位 02	Unit 單位 03	Unit 單位 05	Unit 單位 06	Unit 單位 07	Unit 單位 08	Unit 單位 09	Unit 單位 10	Unit 單位 11	Unit 單位 12	Unit 單位 15	Unit 單位 16	Unit 單位 17	Unit 單位 18	Unit 單位 19
Bedroom 3 睡房 3	Lighting Switch 燈掣	N/A 不適用	N/A 不適用	N/A 不適用	N/A 不適用	N/A 不適用	N/A 不適用	N/A 不適用	N/A 不適用	6	N/A 不適用	N/A 不適用	N/A 不適用	N/A 不適用	N/A 不適用	N/A 不適用	N/A 不適用
	Lighting Point 燈位	N/A 不適用	N/A 不適用	N/A 不適用	N/A 不適用	N/A 不適用	N/A 不適用	N/A 不適用	N/A 不適用	3	N/A 不適用	N/A 不適用	N/A 不適用	N/A 不適用	N/A 不適用	N/A 不適用	N/A 不適用
	Switch for Exhaust Fan 抽氣扇開關掣	N/A 不適用	N/A 不適用	N/A 不適用	N/A 不適用	N/A 不適用	N/A 不適用	N/A 不適用	N/A 不適用	1	N/A 不適用	N/A 不適用	N/A 不適用	N/A 不適用	N/A 不適用	N/A 不適用	N/A 不適用
Bathroom 3 浴室 3	13A Twin Socket Outlet 13A 雙位電源插座	N/A 不適用	N/A 不適用	N/A 不適用	N/A 不適用	N/A 不適用	N/A 不適用	N/A 不適用	N/A 不適用	1	N/A 不適用	N/A 不適用	N/A 不適用	N/A 不適用	N/A 不適用	N/A 不適用	N/A 不適用
	Connection Point for Exhaust Fan 抽氣扇接線位	N/A 不適用	N/A 不適用	N/A 不適用	N/A 不適用	N/A 不適用	N/A 不適用	N/A 不適用	N/A 不適用	1	N/A 不適用	N/A 不適用	N/A 不適用	N/A 不適用	N/A 不適用	N/A 不適用	N/A 不適用
	Connection Point for Mirror Cabinet Lighting 鏡櫃燈接線位	N/A 不適用	N/A 不適用	N/A 不適用	N/A 不適用	N/A 不適用	N/A 不適用	N/A 不適用	N/A 不適用	1	N/A 不適用	N/A 不適用	N/A 不適用	N/A 不適用	N/A 不適用	N/A 不適用	N/A 不適用
	Gas Water Heater Controller 煤氣熱水爐控制掣	N/A 不適用	N/A 不適用	N/A 不適用	N/A 不適用	N/A 不適用	N/A 不適用	N/A 不適用	N/A 不適用	1	N/A 不適用	N/A 不適用	N/A 不適用	N/A 不適用	N/A 不適用	N/A 不適用	N/A 不適用
	Lighting Point 燈位	N/A 不適用	N/A 不適用	N/A 不適用	N/A 不適用	N/A 不適用	N/A 不適用	N/A 不適用	N/A 不適用	5	N/A 不適用	N/A 不適用	N/A 不適用	N/A 不適用	N/A 不適用	N/A 不適用	N/A 不適用
Staircase 樓梯	Lighting Point 燈位	N/A 不適用	N/A 不適用	N/A 不適用	N/A 不適用	N/A 不適用	N/A 不適用	N/A 不適用	N/A 不適用	9	6	6	8	8	8	8	8
	13A Single Socket Outlet 13A 單位電源插座	N/A 不適用	N/A 不適用	N/A 不適用	N/A 不適用	N/A 不適用	N/A 不適用	N/A 不適用	N/A 不適用	1	-	-	-	-	-	-	-

# FITTINGS, FINISHES AND APPLIANCES

## 裝置、裝修物料及設備

Schedule of Mechanical and Electrical Provisions for Residential Properties 住宅物業機電裝置數量說明表

R/F 天台		Unit 單位 01	Unit 單位 02	Unit 單位 03	Unit 單位 05	Unit 單位 06	Unit 單位 07	Unit 單位 08	Unit 單位 09	Unit 單位 10	Unit 單位 11	Unit 單位 12	Unit 單位 15	Unit 單位 16	Unit 單位 17	Unit 單位 18	Unit 單位 19
Stairhood 梯屋	13A Twin Socket Outlet 13A 雙位電源插座	N/A 不適用	N/A 不適用	N/A 不適用	N/A 不適用	N/A 不適用	N/A 不適用	N/A 不適用	N/A 不適用	2	-	-	-	-	-	-	-
	Lighting Switch 燈掣	N/A 不適用	N/A 不適用	N/A 不適用	N/A 不適用	N/A 不適用	N/A 不適用	N/A 不適用	N/A 不適用	3	-	-	-	-	-	-	-
	Lighting Point 燈位	N/A 不適用	N/A 不適用	N/A 不適用	N/A 不適用	N/A 不適用	N/A 不適用	N/A 不適用	N/A 不適用	3	1	1	1	1	1	1	1
	Connection Point/ Switch for Indoor Air Conditioning Unit 室內冷氣機接線位	N/A 不適用	N/A 不適用	N/A 不適用	N/A 不適用	N/A 不適用	N/A 不適用	N/A 不適用	N/A 不適用	2	-	-	-	-	-	-	-
Flat Roof 平台	13A Single Socket Outlet 13A 單位電源插座	N/A 不適用	N/A 不適用	N/A 不適用	N/A 不適用	N/A 不適用	N/A 不適用	N/A 不適用	N/A 不適用	2	2	2	3	3	3	3	3
	13A Twin Socket Outlet 13A 雙位電源插座	N/A 不適用	N/A 不適用	N/A 不適用	N/A 不適用	N/A 不適用	N/A 不適用	N/A 不適用	N/A 不適用	1	1	1	-	-	-	-	-
	Connection Point for Gas Water Heater 煤氣熱水爐接線位	N/A 不適用	N/A 不適用	N/A 不適用	N/A 不適用	N/A 不適用	N/A 不適用	N/A 不適用	N/A 不適用	3	2	2	2	2	2	2	2
	Gas Water Heater 煤氣熱水爐	N/A 不適用	N/A 不適用	N/A 不適用	N/A 不適用	N/A 不適用	N/A 不適用	N/A 不適用	N/A 不適用	3	2	2	2	2	2	2	2
	Fused Connection Unit 接線位	N/A 不適用	N/A 不適用	N/A 不適用	N/A 不適用	N/A 不適用	N/A 不適用	N/A 不適用	N/A 不適用	1	1	1	1	1	1	1	1
	Isolator for Outdoor Air Conditioning Unit 室外冷氣機開關掣	N/A 不適用	N/A 不適用	N/A 不適用	N/A 不適用	N/A 不適用	N/A 不適用	N/A 不適用	N/A 不適用	1	1	1	1	1	1	1	1
Staircase 樓梯	Lighting Point 燈位	N/A 不適用	N/A 不適用	N/A 不適用	N/A 不適用	N/A 不適用	N/A 不適用	N/A 不適用	N/A 不適用	7	7	8	8	8	8	8	8
	13A Single Socket Outlet 13A 單位電源插座	N/A 不適用	N/A 不適用	N/A 不適用	N/A 不適用	N/A 不適用	N/A 不適用	N/A 不適用	N/A 不適用	-	1	1	1	1	1	1	1
	Lighting Switch 燈掣	N/A 不適用	N/A 不適用	N/A 不適用	N/A 不適用	N/A 不適用	N/A 不適用	N/A 不適用	N/A 不適用	-	3	3	3	3	3	3	3
	Lighting Point 燈位	N/A 不適用	N/A 不適用	N/A 不適用	N/A 不適用	N/A 不適用	N/A 不適用	N/A 不適用	N/A 不適用	5	6	6	6	6	6	6	6



# FITTINGS, FINISHES AND APPLIANCES

## 裝置、裝修物料及設備

Schedule of Mechanical and Electrical Provisions for Residential Properties 住宅物業機電裝置數量說明表

G/F 地下		House 1 洋房 1	House 2 洋房 2	House 3 洋房 3	House 5 洋房 5	House 6 洋房 6
Private Lift Lobby 私人升降機大堂	Visitor Panel 訪客對講機	1	1	1	1	N/A 不適用
	13A Single Socket Outlet 13A 單位電源插座	1	1	1	1	N/A 不適用
	Fused Connection Unit 接線位	3	4	3	3	N/A 不適用
	Connection Point/Switch for Indoor Air Conditioning Unit 室內冷氣機接線位	1	1	1	1	N/A 不適用
	Lighting Switch 燈掣	1	1	1	1	N/A 不適用
	Lighting Point 燈位	9	9	9	9	N/A 不適用
Single Leaf Gate 單葉閘	Visitor Panel 訪客對講機	N/A 不適用	N/A 不適用	N/A 不適用	N/A 不適用	1
Double Leaf Gate 雙葉閘	Visitor Panel 訪客對講機	N/A 不適用	N/A 不適用	N/A 不適用	N/A 不適用	1
Main Entrance 正門	Lighting Point 燈位	N/A 不適用	N/A 不適用	N/A 不適用	N/A 不適用	3
Main Entrance Outside Area 正門對出空間	Lighting Point 燈位	N/A 不適用	N/A 不適用	N/A 不適用	N/A 不適用	5
Lobby 大堂	13A Single Socket Outlet 13A 單位電源插座	N/A 不適用	N/A 不適用	N/A 不適用	N/A 不適用	1
	Fused Connection Unit 接線位	N/A 不適用	N/A 不適用	N/A 不適用	N/A 不適用	1
	Lighting Switch 燈掣	N/A 不適用	N/A 不適用	N/A 不適用	N/A 不適用	6
	Lighting Point 燈位	N/A 不適用	N/A 不適用	N/A 不適用	N/A 不適用	4
	Switch for Exhaust Fan 抽氣扇開關掣	N/A 不適用	N/A 不適用	N/A 不適用	N/A 不適用	1

G/F 地下		House 1 洋房 1	House 2 洋房 2	House 3 洋房 3	House 5 洋房 5	House 6 洋房 6
Powder Room 化妝間	13A Single Socket Outlet 13A 單位電源插座	N/A 不適用	N/A 不適用	N/A 不適用	N/A 不適用	1
	Connection Point for Exhaust Fan 抽氣扇接線位	N/A 不適用	N/A 不適用	N/A 不適用	N/A 不適用	1
	Connection Point for Mirror Cabinet Lighting 鏡櫃燈接線位	N/A 不適用	N/A 不適用	N/A 不適用	N/A 不適用	1
	Lighting Point 燈位	N/A 不適用	N/A 不適用	N/A 不適用	N/A 不適用	3
	Isolator for Electric Water Heater 電熱水爐開關掣	N/A 不適用	N/A 不適用	N/A 不適用	N/A 不適用	1
Living / Dining 客廳/ 飯廳	TV / FM Outlet 電視/ 電台天線插座	N/A 不適用	N/A 不適用	N/A 不適用	N/A 不適用	2
	LAN / Telephone Outlet 數據/ 電話插座	N/A 不適用	N/A 不適用	N/A 不適用	N/A 不適用	1
	13A Twin Socket Outlet 13A 雙位電源插座	N/A 不適用	N/A 不適用	N/A 不適用	N/A 不適用	5
	Connection Point/Switch for Indoor Air Conditioning Unit 室內冷氣機接線位	N/A 不適用	N/A 不適用	N/A 不適用	N/A 不適用	2
	Video Door-phone 視像對講機	N/A 不適用	N/A 不適用	N/A 不適用	N/A 不適用	1
	Lighting Switch 燈掣	N/A 不適用	N/A 不適用	N/A 不適用	N/A 不適用	5
	Lighting Point 燈位	N/A 不適用	N/A 不適用	N/A 不適用	N/A 不適用	2
	Switch for Exhaust Fan 抽氣扇開關掣	N/A 不適用	N/A 不適用	N/A 不適用	N/A 不適用	1
Garden 花園	13A Single Socket Outlet 13A 單位電源插座	N/A 不適用	N/A 不適用	N/A 不適用	N/A 不適用	1
Kitchen 廚房	13A Single Socket Outlet (Connected with Kitchen Appliance) 13A 單位電源插座 (已接駁廚房設備)	N/A 不適用	N/A 不適用	N/A 不適用	N/A 不適用	5

# FITTINGS, FINISHES AND APPLIANCES

## 裝置、裝修物料及設備

Schedule of Mechanical and Electrical Provisions for Residential Properties 住宅物業機電裝置數量說明表

G/F 地下		House 1 洋房 1	House 2 洋房 2	House 3 洋房 3	House 5 洋房 5	House 6 洋房 6
Kitchen 廚房	13A Twin Socket Outlet 13A 雙位電源插座	N/A 不適用	N/A 不適用	N/A 不適用	N/A 不適用	4
	Connection Point/Switch for Indoor Air Conditioning Unit 室內冷氣機接線位	N/A 不適用	N/A 不適用	N/A 不適用	N/A 不適用	1
	Connection Point for Kitchen Cabinet Lighting 廚櫃燈接線位	N/A 不適用	N/A 不適用	N/A 不適用	N/A 不適用	1
	Connection Point for Exhaust Fan 抽氣扇接線位	N/A 不適用	N/A 不適用	N/A 不適用	N/A 不適用	1
	Double Pole Switch 雙極開關掣	N/A 不適用	N/A 不適用	N/A 不適用	N/A 不適用	3
	Intercom station 對講機	N/A 不適用	N/A 不適用	N/A 不適用	N/A 不適用	1
	Town Gas Connection Point 煤氣接駁點	N/A 不適用	N/A 不適用	N/A 不適用	N/A 不適用	1
	Isolator for Electric Water Heater 電熱水爐開關掣	N/A 不適用	N/A 不適用	N/A 不適用	N/A 不適用	1
	Drain Point for Dishwasher 洗碗碟機去水位	N/A 不適用	N/A 不適用	N/A 不適用	N/A 不適用	1
	Water Point for Dishwasher 洗碗碟機來水位	N/A 不適用	N/A 不適用	N/A 不適用	N/A 不適用	1
	Lighting Switch 燈掣	N/A 不適用	N/A 不適用	N/A 不適用	N/A 不適用	1
	Lighting Point 燈位	N/A 不適用	N/A 不適用	N/A 不適用	N/A 不適用	7
Utility Room 工作間	13A Single Socket Outlet 13A 單位電源插座	N/A 不適用	N/A 不適用	N/A 不適用	N/A 不適用	2
	13A Twin Socket Outlet 13A 雙位電源插座	N/A 不適用	N/A 不適用	N/A 不適用	N/A 不適用	1
	Fused Connection Unit 接線位	N/A 不適用	N/A 不適用	N/A 不適用	N/A 不適用	2
	Connection Point/Switch for Indoor Air Conditioning Unit 室內冷氣機接線位	N/A 不適用	N/A 不適用	N/A 不適用	N/A 不適用	1

G/F 地下		House 1 洋房 1	House 2 洋房 2	House 3 洋房 3	House 5 洋房 5	House 6 洋房 6
Utility Room 工作間	Miniature Circuit Breaker Board 配電箱	N/A 不適用	N/A 不適用	N/A 不適用	N/A 不適用	1
	Switch for Electric Water Heater 電熱水爐開關掣	N/A 不適用	N/A 不適用	N/A 不適用	N/A 不適用	1
	Switch for Exhaust Fan 抽氣扇開關掣	N/A 不適用	N/A 不適用	N/A 不適用	N/A 不適用	1
	Drain Point for Washing Machine 洗衣機去水位	N/A 不適用	N/A 不適用	N/A 不適用	N/A 不適用	1
	Water Point for Washing Machine 洗衣機來水位	N/A 不適用	N/A 不適用	N/A 不適用	N/A 不適用	1
	Lighting Switch 燈掣	N/A 不適用	N/A 不適用	N/A 不適用	N/A 不適用	1
	Lighting Point 燈位	N/A 不適用	N/A 不適用	N/A 不適用	N/A 不適用	2
Lavatory 洗手間	Connection Point for Exhaust Fan 抽氣扇接線位	N/A 不適用	N/A 不適用	N/A 不適用	N/A 不適用	1
	Isolator for Electric Water Heater 電熱水爐開關掣	N/A 不適用	N/A 不適用	N/A 不適用	N/A 不適用	1
	Lighting Point 燈位	N/A 不適用	N/A 不適用	N/A 不適用	N/A 不適用	1
Staircase 樓梯	Lighting Point 燈位	N/A 不適用	N/A 不適用	N/A 不適用	N/A 不適用	4

# FITTINGS, FINISHES AND APPLIANCES

## 裝置、裝修物料及設備

Schedule of Mechanical and Electrical Provisions for Residential Properties 住宅物業機電裝置數量說明表

UG/F 地下高層		House 1 洋房 1	House 2 洋房 2	House 3 洋房 3	House 5 洋房 5	House 6 洋房 6
Family Room 家庭廳	TV / FM Outlet 電視/ 電台天線插座	N/A 不適用	N/A 不適用	N/A 不適用	1	N/A 不適用
	LAN / Telephone Outlet 數據/ 電話插座	N/A 不適用	N/A 不適用	N/A 不適用	1	N/A 不適用
	13A Twin Socket Outlet 13A 雙位電源插座	N/A 不適用	N/A 不適用	N/A 不適用	3	N/A 不適用
	Connection Point/Switch for Indoor Air Conditioning Unit 室內冷氣機接線位	N/A 不適用	N/A 不適用	N/A 不適用	2	N/A 不適用
	Fused Connection Unit 接線位	N/A 不適用	N/A 不適用	N/A 不適用	1	N/A 不適用
	Intercom station 對講機	N/A 不適用	N/A 不適用	N/A 不適用	1	N/A 不適用
	Lighting Switch 燈掣	N/A 不適用	N/A 不適用	N/A 不適用	6	N/A 不適用
Main Entrance 正門	Lighting Point 燈位	N/A 不適用	N/A 不適用	N/A 不適用	5	N/A 不適用
	Visitor Panel 訪客對講機	N/A 不適用	N/A 不適用	N/A 不適用	1	N/A 不適用
Garden 花園	Lighting Point 燈位	N/A 不適用	N/A 不適用	N/A 不適用	3	N/A 不適用
	13A Single Socket Outlet 13A 單位電源插座	N/A 不適用	N/A 不適用	N/A 不適用	1	N/A 不適用
Lobby 大堂	Lighting Point 燈位	N/A 不適用	N/A 不適用	N/A 不適用	8	N/A 不適用
	TV / FM Outlet 電視/ 電台天線插座	N/A 不適用	N/A 不適用	N/A 不適用	2	N/A 不適用
	LAN / Telephone Outlet 數據/ 電話插座	N/A 不適用	N/A 不適用	N/A 不適用	1	N/A 不適用
	13A Twin Socket Outlet 13A 雙位電源插座	N/A 不適用	N/A 不適用	N/A 不適用	4	N/A 不適用
	Lighting Switch 燈掣	N/A 不適用	N/A 不適用	N/A 不適用	1	N/A 不適用
	Lighting Point 燈位	N/A 不適用	N/A 不適用	N/A 不適用	13	N/A 不適用
UG/F 地下高層		House 1 洋房 1	House 2 洋房 2	House 3 洋房 3	House 5 洋房 5	House 6 洋房 6
Corridor Outside Powder Room 化妝間走廊	Lighting Switch 燈掣	N/A 不適用	N/A 不適用	N/A 不適用	4	N/A 不適用
	Lighting Point 燈位	N/A 不適用	N/A 不適用	N/A 不適用	1	N/A 不適用
	Switch for Exhaust Fan 抽氣扇開關掣	N/A 不適用	N/A 不適用	N/A 不適用	1	N/A 不適用
Store Room 儲物室	13A Twin Socket Outlet 13A 雙位電源插座	N/A 不適用	N/A 不適用	N/A 不適用	1	N/A 不適用
	Connection Point/Switch for Indoor Air Conditioning Unit 室內冷氣機接線位	N/A 不適用	N/A 不適用	N/A 不適用	1	N/A 不適用
	Lighting Point 燈位	N/A 不適用	N/A 不適用	N/A 不適用	1	N/A 不適用
Powder Room 化妝間	13A Single Socket Outlet 13A 單位電源插座	N/A 不適用	N/A 不適用	N/A 不適用	1	N/A 不適用
	Connection Point for Exhaust Fan 抽氣扇接線位	N/A 不適用	N/A 不適用	N/A 不適用	1	N/A 不適用
	Connection Point for Mirror Cabinet Lighting 鏡櫃燈接線位	N/A 不適用	N/A 不適用	N/A 不適用	1	N/A 不適用
	Isolator for Electric Water Heater 電熱水爐開關掣	N/A 不適用	N/A 不適用	N/A 不適用	1	N/A 不適用
	Lighting Point 燈位	N/A 不適用	N/A 不適用	N/A 不適用	2	N/A 不適用
Staircase 樓梯	Lighting Point 燈位	N/A 不適用	N/A 不適用	N/A 不適用	4	N/A 不適用

# FITTINGS, FINISHES AND APPLIANCES

## 裝置、裝修物料及設備

Schedule of Mechanical and Electrical Provisions for Residential Properties 住宅物業機電裝置數量說明表

1/F 一樓		House 1 洋房 1	House 2 洋房 2	House 3 洋房 3	House 5 洋房 5	House 6 洋房 6
Main Entrance 正門	Visitor Panel 訪客對講機	1	1	1	N/A 不適用	N/A 不適用
	Lighting Point 燈位	3	3	3	N/A 不適用	N/A 不適用
Garden 花園	13A Single Socket Outlet 13A 單位電源插座	1	1	1	N/A 不適用	N/A 不適用
	Lighting Point 燈位	8	8	13	N/A 不適用	N/A 不適用
Family Room 家庭廳	TV / FM Outlet 電視/ 電台天線插座	3	1	1	N/A 不適用	2
	LAN / Telephone Outlet 數據/ 電話插座	2	1	1	N/A 不適用	1
	13A Single Socket Outlet 13A 單位電源插座	2	-	1	N/A 不適用	1
	13A Twin Socket Outlet 13A 雙位電源插座	6	3	2	N/A 不適用	4
	Connection Point/Switch for Indoor Air Conditioning Unit 室內冷氣機接線位	2	1	1	N/A 不適用	2
	Fused Connection Unit 接線位	1	-	-	N/A 不適用	-
	Intercom Station 對講機	1	1	1	N/A 不適用	-
	Lighting Switch 燈掣	2	1	1	N/A 不適用	2
	Lighting Point 燈位	4	1	1	N/A 不適用	4
	13A Single Socket Outlet 13A 單位電源插座	1	2	1	1	-
Lobby 大堂	13A Twin Socket Outlet 13A 雙位電源插座	-	-	1	-	-
	Connection Point/Switch for Indoor Air Conditioning Unit 室內冷氣機接線位	1	1	1	-	-
	Fused Connection Unit 接線位	-	-	1	-	-
	Switch for Exhaust Fan 抽氣扇開關掣	1	1	1	-	1

1/F 一樓		House 1 洋房 1	House 2 洋房 2	House 3 洋房 3	House 5 洋房 5	House 6 洋房 6
Lobby 大堂	Lighting Switch 燈掣	7	9	8	4	7
	Lighting Point 燈位	10	18	13	9	5
Powder Room 化妝間	13A Single Socket Outlet 13A 單位電源插座	1	1	-	N/A 不適用	-
	13A Twin Socket Outlet 13A 雙位電源插座	-	-	1	N/A 不適用	1
	Connection Point for Exhaust Fan 抽氣扇接線位	1	1	1	N/A 不適用	1
	Connection Point for Mirror Cabinet Lighting 鏡櫃燈接線位	1	1	1	N/A 不適用	1
	Isolator for Electric Water Heater 電熱水爐開關掣	1	1	1	N/A 不適用	1
	Gas Water Heater Controller 煤氣熱水爐控制器	-	-	-	N/A 不適用	1
	Lighting Point 燈位	2	3	2	N/A 不適用	6
	TV / FM Outlet 電視/ 電台天線插座	2	2	2	3	N/A 不適用
	LAN / Telephone Outlet 數據/ 電話插座	2	2	2	2	N/A 不適用
	13A Single Socket Outlet 13A 單位電源插座	2	3	2	2	N/A 不適用
Bedroom 1 睡房 1	13A Twin Socket Outlet 13A 雙位電源插座	4	4	5	8	N/A 不適用
	Connection Point/Switch for Indoor Air Conditioning Unit 室內冷氣機接線位	1	2	1	1	N/A 不適用
	Switch for Exhaust Fan 抽氣扇開關掣	1	1	1	1	N/A 不適用
	Lighting Switch 燈掣	6	6	4	10	N/A 不適用
	Lighting Point 燈位	6	2	1	6	N/A 不適用



# FITTINGS, FINISHES AND APPLIANCES

## 裝置、裝修物料及設備

Schedule of Mechanical and Electrical Provisions for Residential Properties 住宅物業機電裝置數量說明表

1/F 一樓		House 1 洋房 1	House 2 洋房 2	House 3 洋房 3	House 5 洋房 5	House 6 洋房 6
Bathroom 1 浴室 1	13A Single Socket Outlet 13A 單位電源插座	1	-	-	-	N/A 不適用
	13A Twin Socket Outlet 13A 雙位電源插座	-	1	1	2	N/A 不適用
	Connection Point for Exhaust Fan 抽氣扇接線位	1	1	1	1	N/A 不適用
	Connection Point for Mirror Cabinet Lighting 鏡櫃燈接線位	1	1	1	2	N/A 不適用
	Connection Point/Switch for Indoor Air Conditioning Unit 室內冷氣機接線位	-	-	-	1	N/A 不適用
	Gas Water Heater Controller 煤氣熱水爐控制器	1	1	1	1	N/A 不適用
	Lighting Point 燈位	8	5	6	10	N/A 不適用
Bedroom 2 睡房 2	TV / FM Outlet 電視/ 電台天線插座	2	2	2	2	N/A 不適用
	LAN / Telephone Outlet 數據/ 電話插座	2	2	2	1	N/A 不適用
	13A Single Socket Outlet 13A 單位電源插座	2	2	2	3	N/A 不適用
	13A Twin Socket Outlet 13A 雙位電源插座	5	5	5	3	N/A 不適用
	Connection Point/Switch for Indoor Air Conditioning Unit 室內冷氣機接線位	1	1	1	1	N/A 不適用
	Switch for Exhaust Fan 抽氣扇開關掣	1	1	1	1	N/A 不適用
	Lighting Switch 燈掣	6	6	4	6	N/A 不適用
Bathroom 2 浴室 2	Lighting Point 燈位	2	4	1	3	N/A 不適用
	13A Single Socket Outlet 13A 單位電源插座	1	-	-	-	N/A 不適用
	13A Twin Socket Outlet 13A 雙位電源插座	-	1	1	1	N/A 不適用

1/F 一樓		House 1 洋房 1	House 2 洋房 2	House 3 洋房 3	House 5 洋房 5	House 6 洋房 6
Bathroom 2 浴室 2	Connection Point for Exhaust Fan 抽氣扇接線位	1	1	1	1	N/A 不適用
	Connection Point for Mirror Cabinet Lighting 鏡櫃燈接線位	1	1	1	1	N/A 不適用
	Gas Water Heater Controller 煤氣熱水爐控制器	1	1	1	1	N/A 不適用
	Lighting Point 燈位	6	5	6	6	N/A 不適用
Bedroom 3 睡房 3	TV / FM Outlet 電視/ 電台天線插座	N/A 不適用	N/A 不適用	N/A 不適用	N/A 不適用	2
	LAN / Telephone Outlet 數據/ 電話插座	N/A 不適用	N/A 不適用	N/A 不適用	N/A 不適用	2
	13A Single Socket Outlet 13A 單位電源插座	N/A 不適用	N/A 不適用	N/A 不適用	N/A 不適用	2
	13A Twin Socket Outlet 13A 雙位電源插座	N/A 不適用	N/A 不適用	N/A 不適用	N/A 不適用	5
	Connection Point/Switch for Indoor Air Conditioning Unit 室內冷氣機接線位	N/A 不適用	N/A 不適用	N/A 不適用	N/A 不適用	1
	Switch for Exhaust Fan 抽氣扇開關掣	N/A 不適用	N/A 不適用	N/A 不適用	N/A 不適用	1
	Lighting Switch 燈掣	N/A 不適用	N/A 不適用	N/A 不適用	N/A 不適用	6
Bathroom 3 浴室 3	Lighting Point 燈位	N/A 不適用	N/A 不適用	N/A 不適用	N/A 不適用	2
	13A Twin Socket Outlet 13A 雙位電源插座	N/A 不適用	N/A 不適用	N/A 不適用	N/A 不適用	1
	Connection Point for Exhaust Fan 抽氣扇接線位	N/A 不適用	N/A 不適用	N/A 不適用	N/A 不適用	1
	Connection Point for Mirror Cabinet Lighting 鏡櫃燈接線位	N/A 不適用	N/A 不適用	N/A 不適用	N/A 不適用	1
	Gas Water Heater Controller 煤氣熱水爐控制器	N/A 不適用	N/A 不適用	N/A 不適用	N/A 不適用	1
Bathroom 2 浴室 2	Lighting Point 燈位	N/A 不適用	N/A 不適用	N/A 不適用	N/A 不適用	6



# FITTINGS, FINISHES AND APPLIANCES

## 裝置、裝修物料及設備

Schedule of Mechanical and Electrical Provisions for Residential Properties 住宅物業機電裝置數量說明表

1/F 一樓		House 1 洋房 1	House 2 洋房 2	House 3 洋房 3	House 5 洋房 5	House 6 洋房 6
Staircase 樓梯	13A Single Socket Outlet 13A 單位電源插座	N/A 不適用	N/A 不適用	N/A 不適用	N/A 不適用	1
	Lighting Point 燈位	3	3	3	10	10

2/F 二樓		House 1 洋房 1	House 2 洋房 2	House 3 洋房 3	House 5 洋房 5	House 6 洋房 6
Master Bedroom 主人睡房	TV / FM Outlet 電視/ 電台天線插座	3	3	3	2	N/A 不適用
	LAN / Telephone Outlet 數據/ 電話插座	3	2	2	1	N/A 不適用
	13A Single Socket Outlet 13A 單位電源插座	2	3	3	1	N/A 不適用
	13A Twin Socket Outlet 13A 雙位電源插座	8	9	9	9	N/A 不適用
	Intercom Station 對講機	1	1	1	1	N/A 不適用
	Connection Point/Switch for Indoor Air Conditioning Unit 室內冷氣機接線位	1	1	1	2	N/A 不適用
	Switch for Exhaust Fan 抽氣扇開關掣	1	1	1	1	N/A 不適用
	Lighting Switch 燈掣	14	13	13	16	N/A 不適用
Master Bathroom 主人浴室	Lighting Point 燈位	7	7	9	9	N/A 不適用
	13A Twin Socket Outlet 13A 雙位電源插座	2	2	2	2	N/A 不適用
	Connection Point/Switch for Indoor Air Conditioning Unit 室內冷氣機接線位	2	2	2	2	N/A 不適用
	Connection Point for Exhaust Fan 抽氣扇接線位	1	1	1	1	N/A 不適用
	Connection Point for Towel Heater 毛巾加熱器接線位	1	1	1	1	N/A 不適用
	Connection Point for Mirror Cabinet Lighting 鏡櫃燈接線位	2	2	2	2	N/A 不適用
	Gas Water Heater Controller 煤氣熱水爐控制掣	1	1	1	1	N/A 不適用
	Lighting Point 燈位	7	6	7	8	N/A 不適用

# FITTINGS, FINISHES AND APPLIANCES

## 裝置、裝修物料及設備

Schedule of Mechanical and Electrical Provisions for Residential Properties 住宅物業機電裝置數量說明表

2/F 二樓		House 1 洋房 1	House 2 洋房 2	House 3 洋房 3	House 5 洋房 5	House 6 洋房 6
Lobby 大堂	13A Single Socket Outlet 13A 單位電源插座	1	2	1	1	1
	Connection Point/Switch for Indoor Air Conditioning Unit 室內冷氣機接線位	1	1	1	-	-
	Lighting Switch 燈掣	5	5	5	5	5
	Lighting Point 燈位	9	9	9	8	4
Bedroom 1 睡房 1	TV / FM Outlet 電視/ 電台天線插座	N/A 不適用	N/A 不適用	N/A 不適用	N/A 不適用	3
	LAN / Telephone Outlet 數據/ 電話插座	N/A 不適用	N/A 不適用	N/A 不適用	N/A 不適用	3
	13A Single Socket Outlet 13A 單位電源插座	N/A 不適用	N/A 不適用	N/A 不適用	N/A 不適用	4
	13A Twin Socket Outlet 13A 雙位電源插座	N/A 不適用	N/A 不適用	N/A 不適用	N/A 不適用	7
	Connection Point/Switch for Indoor Air Conditioning Unit 室內冷氣機接線位	N/A 不適用	N/A 不適用	N/A 不適用	N/A 不適用	1
	Switch for Exhaust Fan 抽氣扇開關掣	N/A 不適用	N/A 不適用	N/A 不適用	N/A 不適用	1
	Lighting Switch 燈掣	N/A 不適用	N/A 不適用	N/A 不適用	N/A 不適用	8
	Lighting Point 燈位	N/A 不適用	N/A 不適用	N/A 不適用	N/A 不適用	3
Bathroom 1 浴室 1	13A Twin Socket Outlet 13A 雙位電源插座	N/A 不適用	N/A 不適用	N/A 不適用	N/A 不適用	1
	Connection Point for Exhaust Fan 抽氣扇接線位	N/A 不適用	N/A 不適用	N/A 不適用	N/A 不適用	1
	Connection Point for Mirror Cabinet Lighting 鏡櫃燈接線位	N/A 不適用	N/A 不適用	N/A 不適用	N/A 不適用	1
	Gas Water Heater Controller 煤氣熱水爐控制器	N/A 不適用	N/A 不適用	N/A 不適用	N/A 不適用	1
	Lighting Point 燈位	N/A 不適用	N/A 不適用	N/A 不適用	N/A 不適用	7

2/F 二樓		House 1 洋房 1	House 2 洋房 2	House 3 洋房 3	House 5 洋房 5	House 6 洋房 6
Bedroom 2 睡房 2	TV / FM Outlet 電視/ 電台天線插座	N/A 不適用	N/A 不適用	N/A 不適用	N/A 不適用	2
	LAN / Telephone Outlet 數據/ 電話插座	N/A 不適用	N/A 不適用	N/A 不適用	N/A 不適用	2
	13A Single Socket Outlet 13A 單位電源插座	N/A 不適用	N/A 不適用	N/A 不適用	N/A 不適用	2
	13A Twin Socket Outlet 13A 雙位電源插座	N/A 不適用	N/A 不適用	N/A 不適用	N/A 不適用	5
	Connection Point/Switch for Indoor Air Conditioning Unit 室內冷氣機接線位	N/A 不適用	N/A 不適用	N/A 不適用	N/A 不適用	1
	Switch for Exhaust Fan 抽氣扇開關掣	N/A 不適用	N/A 不適用	N/A 不適用	N/A 不適用	1
Bathroom 2 浴室 2	Lighting Switch 燈掣	N/A 不適用	N/A 不適用	N/A 不適用	N/A 不適用	6
	Lighting Point 燈位	N/A 不適用	N/A 不適用	N/A 不適用	N/A 不適用	3
	13A Twin Socket Outlet 13A 雙位電源插座	N/A 不適用	N/A 不適用	N/A 不適用	N/A 不適用	1
	Connection Point for Exhaust Fan 抽氣扇接線位	N/A 不適用	N/A 不適用	N/A 不適用	N/A 不適用	1
	Connection Point for Mirror Cabinet Lighting 鏡櫃燈接線位	N/A 不適用	N/A 不適用	N/A 不適用	N/A 不適用	1
Bedroom 3 睡房 3	Gas Water Heater Controller 煤氣熱水爐控制器	N/A 不適用	N/A 不適用	N/A 不適用	N/A 不適用	1
	Lighting Point 燈位	N/A 不適用	N/A 不適用	N/A 不適用	N/A 不適用	5
	TV / FM Outlet 電視/ 電台天線插座	2	2	2	2	N/A 不適用
	LAN / Telephone Outlet 數據/ 電話插座	2	2	2	2	N/A 不適用
	13A Single Socket Outlet 13A 單位電源插座	3	3	3	2	N/A 不適用
	13A Twin Socket Outlet 13A 雙位電源插座	4	4	4	2	N/A 不適用

# FITTINGS, FINISHES AND APPLIANCES

## 裝置、裝修物料及設備

Schedule of Mechanical and Electrical Provisions for Residential Properties 住宅物業機電裝置數量說明表

2/F 二樓		House 1 洋房 1	House 2 洋房 2	House 3 洋房 3	House 5 洋房 5	House 6 洋房 6
Bedroom 3 睡房 3	Connection Point/Switch for Indoor Air Conditioning Unit 室內冷氣機接線位	1	1	1	1	N/A 不適用
	Switch for Exhaust Fan 抽氣扇開關掣	1	1	1	1	N/A 不適用
	Lighting Switch 燈掣	6	6	6	7	N/A 不適用
	Lighting Point 燈位	2	2	2	2	N/A 不適用
Bathroom 3 浴室 3	13A Twin Socket Outlet 13A 雙位電源插座	1	1	1	1	N/A 不適用
	Connection Point for Exhaust Fan 抽氣扇接線位	1	1	1	1	N/A 不適用
	Connection Point for Mirror Cabinet Lighting 鏡櫃燈接線位	1	1	1	1	N/A 不適用
	Gas Water Heater Controller 煤氣熱水爐控制器	1	1	1	1	N/A 不適用
	Lighting Point 燈位	5	5	5	4	N/A 不適用
Walk-in Closet 衣帽間	13A Twin Socket Outlet 13A 雙位電源插座	N/A 不適用	N/A 不適用	N/A 不適用	1	N/A 不適用
	Lighting Point 燈位	N/A 不適用	N/A 不適用	N/A 不適用	2	N/A 不適用
Study Room 書房	TV / FM Outlet 電視/ 電台天線插座	N/A 不適用	N/A 不適用	N/A 不適用	N/A 不適用	1
	LAN / Telephone Outlet 數據/ 電話插座	N/A 不適用	N/A 不適用	N/A 不適用	N/A 不適用	2
	13A Twin Socket Outlet 13A 雙位電源插座	N/A 不適用	N/A 不適用	N/A 不適用	N/A 不適用	2
	Connection Point/Switch for Indoor Air Conditioning Unit 室內冷氣機接線位	N/A 不適用	N/A 不適用	N/A 不適用	N/A 不適用	1
	Lighting Switch 燈掣	N/A 不適用	N/A 不適用	N/A 不適用	N/A 不適用	1
	Lighting Point 燈位	N/A 不適用	N/A 不適用	N/A 不適用	N/A 不適用	1

2/F 二樓		House 1 洋房 1	House 2 洋房 2	House 3 洋房 3	House 5 洋房 5	House 6 洋房 6
Flat Roof 平台	Lighting Point 燈位	1	N/A 不適用	N/A 不適用	N/A 不適用	N/A 不適用
Balcony 露台	Lighting Point 燈位	1	1	1	1	N/A 不適用
Staircase 樓梯	Lighting Point 燈位	7	7	7	9	10

# FITTINGS, FINISHES AND APPLIANCES

## 裝置、裝修物料及設備

Schedule of Mechanical and Electrical Provisions for Residential Properties 住宅物業機電裝置數量說明表

3/F 三樓		House 1 洋房 1	House 2 洋房 2	House 3 洋房 3	House 5 洋房 5	House 6 洋房 6
Living / Dining 客廳/ 飯廳	TV / FM Outlet 電視/ 電台天線插座	2	2	2	2	N/A 不適用
	LAN / Telephone Outlet 數據/ 電話插座	1	1	1	1	N/A 不適用
	13A Single Socket Outlet 13A 單位電源插座	1	1	1	-	N/A 不適用
	13A Single Socket Outlet (Connected with Appliance) 13A 單位電源插座 (已接駁設備)	-	-	-	1	N/A 不適用
	13A Twin Socket Outlet 13A 雙位電源插座	10	10	10	8	N/A 不適用
	Video Door-phone 視像對講機	1	1	1	1	N/A 不適用
	Connection Point/Switch for Indoor Air Conditioning Unit 室內冷氣機接線位	3	3	3	4	N/A 不適用
	Switch for Exhaust Fan 抽氣扇開關掣	2	2	2	2	N/A 不適用
	Lighting Switch 燈掣	11	11	11	12	N/A 不適用
	Lighting Point 燈位	9	10	10	13	N/A 不適用
Balcony 露台	Lighting Point 燈位	1	1	1	1	1
Lobby 大堂	13A Single Socket Outlet 13A 單位電源插座	1	1	1	1	1
	13A Twin Socket Outlet 13A 雙位電源插座	1	1	1	1	-
	Connection Point/Switch for Indoor Air Conditioning Unit 室內冷氣機接線位	2	2	2	-	-
	Isolator for Lift 升降機開關掣	1	1	1	1	1
	Lighting Switch 燈掣	7	7	7	8	4
	Lighting Point 燈位	8	8	7	7	3

3/F 三樓		House 1 洋房 1	House 2 洋房 2	House 3 洋房 3	House 5 洋房 5	House 6 洋房 6
Kitchen 廚房	13A Twin Socket Outlet 13A 雙位電源插座	4	5	4	4	N/A 不適用
	Connection Point for Gas Water Heater 煤氣熱水爐接線位	3	3	3	3	N/A 不適用
	Connection Point/Switch for Indoor Air Conditioning Unit 室內冷氣機接線位	1	1	1	1	N/A 不適用
	Connection Point for Kitchen Cabinet Lighting 廚櫃燈接線位	1	1	1	1	N/A 不適用
	Connection Point for Exhaust Fan 抽氣扇接線位	1	1	1	1	N/A 不適用
	Double Pole Switch 雙極開關掣	3	3	3	3	N/A 不適用
	13A Single Socket Outlet (Connected with Kitchen Appliance) 13A 單位電源插座 (已接駁 廚房設備)	7	7	7	7	N/A 不適用
	Isolator for Electric Water Heater 電熱水爐開關掣	1	1	1	1	N/A 不適用
	Isolator for Oven 焗爐開關掣	1	1	1	1	N/A 不適用
	Drain Point for Washing Machine 洗衣機去水位	1	1	1	1	N/A 不適用
	Water Point for Washing Machine 洗衣機來水位	1	1	1	1	N/A 不適用
	Drain Point for Dishwasher 洗碗碟機去水位	1	1	1	1	N/A 不適用
	Water Point for Dishwasher 洗碗碟機來水位	1	1	1	1	N/A 不適用
	Intercom Station 對講機	1	1	1	1	N/A 不適用

# FITTINGS, FINISHES AND APPLIANCES

## 裝置、裝修物料及設備

Schedule of Mechanical and Electrical Provisions for Residential Properties 住宅物業機電裝置數量說明表

3/F 三樓		House 1 洋房 1	House 2 洋房 2	House 3 洋房 3	House 5 洋房 5	House 6 洋房 6
Kitchen 廚房	Town Gas Connection Point 煤氣接駁點	1	1	1	1	N/A 不適用
	Gas Water Heater 煤氣熱水爐	3	3	3	3	N/A 不適用
	Lighting Point 燈位	13	12	16	15	N/A 不適用
Master Bedroom 主人睡房	TV / FM Outlet 電視 / 電台天線插座	N/A 不適用	N/A 不適用	N/A 不適用	N/A 不適用	2
	LAN / Telephone Outlet 數據 / 電話插座	N/A 不適用	N/A 不適用	N/A 不適用	N/A 不適用	1
	13A Single Socket Outlet 13A 單位電源插座	N/A 不適用	N/A 不適用	N/A 不適用	N/A 不適用	4
	13A Twin Socket Outlet 13A 雙位電源插座	N/A 不適用	N/A 不適用	N/A 不適用	N/A 不適用	3
	Intercom Station 對講機	N/A 不適用	N/A 不適用	N/A 不適用	N/A 不適用	1
	Connection Point/Switch for Indoor Air Conditioning Unit 室內冷氣機接線位	N/A 不適用	N/A 不適用	N/A 不適用	N/A 不適用	2
	Switch for Exhaust Fan 抽氣扇開關掣	N/A 不適用	N/A 不適用	N/A 不適用	N/A 不適用	1
	Lighting Switch 燈掣	N/A 不適用	N/A 不適用	N/A 不適用	N/A 不適用	8
	Lighting Point 燈位	N/A 不適用	N/A 不適用	N/A 不適用	N/A 不適用	6
	13A Twin Socket Outlet 13A 雙位電源插座	N/A 不適用	N/A 不適用	N/A 不適用	N/A 不適用	2
Master Bathroom 主人浴室	Connection Point/Switch for Indoor Air Conditioning Unit 室內冷氣機接線位	N/A 不適用	N/A 不適用	N/A 不適用	N/A 不適用	1
	Connection Point for Exhaust Fan 抽氣扇接線位	N/A 不適用	N/A 不適用	N/A 不適用	N/A 不適用	1
	Connection Point for Towel Heater 毛巾加熱器接線位	N/A 不適用	N/A 不適用	N/A 不適用	N/A 不適用	1

3/F 三樓		House 1 洋房 1	House 2 洋房 2	House 3 洋房 3	House 5 洋房 5	House 6 洋房 6
Master Bathroom 主人浴室	Connection Point for Mirror Cabinet Lighting 鏡櫃燈接線位	N/A 不適用	N/A 不適用	N/A 不適用	N/A 不適用	1
	Gas Water Heater Controller 煤氣熱水爐控制掣	N/A 不適用	N/A 不適用	N/A 不適用	N/A 不適用	1
	Lighting Point 燈位	N/A 不適用	N/A 不適用	N/A 不適用	N/A 不適用	13
Utility Room 工作間	13A Twin Socket Outlet 13A 雙位電源插座	1	1	1	1	N/A 不適用
	Connection Point/Switch for Indoor Air Conditioning Unit 室內冷氣機接線位	1	1	1	1	N/A 不適用
	Fused Connection Unit 開關掣接線位	1	1	1	1	N/A 不適用
	Miniature Circuit Breaker Board 配電箱	1	1	1	1	N/A 不適用
	Switch for Electric Water Heater 電熱水爐開關掣	1	1	1	1	N/A 不適用
	Switch for Exhaust Fan 抽氣扇開關掣	1	1	1	1	N/A 不適用
	Lighting Switch 燈掣	5	5	5	5	N/A 不適用
	Lighting Point 燈位	2	2	2	2	N/A 不適用
	Connection Point for Exhaust Fan 抽氣扇接線位	1	1	1	1	N/A 不適用
	Isolator for Electric Water Heater 電熱水爐開關掣	1	1	1	1	N/A 不適用
Lavatory 洗手間	Lighting Point 燈位	1	1	1	1	N/A 不適用
	13A Single Socket Outlet 13A 單位電源插座	1	1	1	1	N/A 不適用
	Connection Point for Exhaust Fan 抽氣扇接線位	1	1	1	1	N/A 不適用
Powder Room 化妝間						



# FITTINGS, FINISHES AND APPLIANCES

## 裝置、裝修物料及設備

Schedule of Mechanical and Electrical Provisions for Residential Properties 住宅物業機電裝置數量說明表

3/F 三樓		House 1 洋房 1	House 2 洋房 2	House 3 洋房 3	House 5 洋房 5	House 6 洋房 6
Powder Room 化妝間	Connection Point for Mirror Cabinet Lighting 鏡櫃燈接線位	1	1	1	1	N/A 不適用
	Isolator for Electric Water Heater 電熱水爐開關掣	1	1	1	1	N/A 不適用
	Lighting Point 燈位	3	3	3	3	N/A 不適用
Store Room 儲物室	13A Twin Socket Outlet 13A 雙位電源插座	N/A 不適用	N/A 不適用	N/A 不適用	N/A 不適用	1
	Connection Point/Switch for Indoor Air Conditioning Unit 室內冷氣機接線位	N/A 不適用	N/A 不適用	N/A 不適用	N/A 不適用	1
	Lighting Switch 燈掣	N/A 不適用	N/A 不適用	N/A 不適用	N/A 不適用	1
	Lighting Point 燈位	N/A 不適用	N/A 不適用	N/A 不適用	N/A 不適用	1
Staircase 樓梯	Lighting Point 燈位	5	5	5	7	8

R/F 天台		House 1 洋房 1	House 2 洋房 2	House 3 洋房 3	House 5 洋房 5	House 6 洋房 6
Flat Roof 平台	13A Single Socket Outlet 13A 單位電源插座	4	5	4	4	2
	Isolator for Outdoor Air Conditioning Unit 室外冷氣機開關掣	2	2	2	2	2
	Gas Water Heater 煤氣熱水爐	-	-	-	-	3
	Fused Connection Unit 接線位	1	1	1	1	4
	Lighting Point 燈位	13	13	13	13	6
Filtration Plant Room 濾水機房	13A Single Socket Outlet 13A 單位電源插座	1	1	1	1	N/A 不適用
	Connection Point for Exhaust Fan 抽氣扇接線位	1	1	1	1	N/A 不適用
	Switch for Exhaust Fan 抽氣扇開關掣	1	1	1	1	N/A 不適用
	Miniature Circuit Breaker Board 配電箱	1	1	1	1	N/A 不適用
	Isolator for Water Pump 供水泵開關掣	1	1	1	1	N/A 不適用
	Lighting Switch 燈掣	1	1	1	1	N/A 不適用
	Lighting Point 燈位	2	2	2	2	N/A 不適用
Stair Hood 梯屋	TV / FM Outlet 電視/ 電台天線插座	1	1	1	1	-
	13A Single Socket Outlet 13A 單位電源插座	-	-	1	1	2
	13A Twin Socket Outlet 13A 雙位電源插座	3	3	2	2	-
	Connection Point/Switch for Indoor Air Conditioning Unit 室內冷氣機接線位	1	1	1	-	-
	Lighting Switch 燈掣	3	3	3	3	3
	Lighting Point 燈位	1	1	1	3	4
Staircase 樓梯	Lighting Point 燈位	8	8	8	8	7

# SERVICE AGREEMENTS

## 服務協議

1. Potable and flushing water is supplied by Water Supplies Department.
2. Electricity is supplied by The Hongkong Electric Co., Ltd.
3. Towngas is supplied by The Hong Kong and China Gas Company Limited.

1. 食水及沖廁水由水務署供應。
2. 電力由香港電燈有限公司供應。
3. 煤氣由香港中華煤氣有限公司供應。

# GOVERNMENT RENT

## 地稅

The owner of the specified residential property is liable for the Government rent payable for the specified residential property up to and including the date of completion of the sale and purchase of the specified residential property (i.e. the date of the assignment of the specified residential property).

指明住宅物業擁有人有法律責任繳付該指明住宅物業直至及包括該指明住宅物業買賣完成日（即該指明住宅物業轉讓契日期）為止的地稅。

# MISCELLANEOUS PAYMENTS BY PURCHASER

## 買方的雜項付款

1. On the delivery of the vacant possession of the specified residential property to the purchaser, the purchaser is liable to reimburse the owner for the deposits for water, electricity and gas; and
2. On that delivery, the purchaser is not liable to pay to the owner a debris removal fee<sup>1</sup>.

Remarks:

<sup>1</sup> Upon that delivery, the purchaser is liable to pay the debris removal fee to the manager (not the owner) of the Development under the deed of mutual covenant, and where the owner has paid that debris removal fee, the purchaser shall reimburse the owner for the same.

1. 在向買方交付指明住宅物業在空置情況下的管有權時，買方須負責向擁有人補還水、電力及氣體的按金；及
2. 在交付時，買方不須向擁有人支付清理廢料的費用<sup>1</sup>。

備註：

<sup>1</sup>在交付時，買方須根據公契向發展項目的管理人（而非擁有人）支付清理廢料的費用，如擁有人已支付清理廢料的費用，買方須向擁有人補還清理廢料的費用。

# DEFECT LIABILITY WARRANTY PERIOD

## 欠妥之處的保養責任期

As provided in the agreement for sale and purchase, the Vendor shall, as soon as reasonably practicable after receipt of a written notice served by the purchaser within 6 months after the date of completion of the sale and purchase of the specified residential property, remedy any defects to the property, or the fittings, finishes or appliances incorporated into the property as set out in the agreement for sale and purchase caused otherwise than by the act or neglect of the purchaser.

按買賣合約規定，凡指明住宅物業或於買賣合約列出裝設於該物業內的裝置、裝修物料或設備有欠妥之處，而該欠妥之處並非由買方行為或疏忽造成，則賣方在接獲買方在買賣成交日期後的6個月內送達的書面通知書後，須於合理切實可行的情況下，盡快作出補救。

# MAINTENANCE OF SLOPES

## 斜坡維修

1. The Land Grant requires the owners of the residential properties in the Development to maintain slopes at their own cost.

### A. Terms of the Requirement

Condition (10)(a) of the Modification Letter (to Government Lease of Inland Lot No.623 dated 16 March 1926) dated 26 November 2012 and registered in the Land Registry by Memorial No.12112902870110 stipulates that:

“ Where there is or has been any cutting away, removal or setting back of any land, or any building-up or filling-in or any slope treatment works of any kind whatsoever, whether with or without the prior written consent of the Director, either within the Sections or on any Government land, which is or was done for the purpose of or in connection with the formation, levelling or development of the Sections or any part thereof or any other works required to be done by the said Lessee under the covenants and conditions herein contained, or for any other purpose, the said Lessee shall at his own expense carry out and construct such slope treatment works, retaining walls or other support, protection, drainage or ancillary or other works as shall or may then or at any time thereafter be necessary to protect and support such land within the Sections and also any adjacent or adjoining Government or leased land and to obviate and prevent any falling away, landslip or subsidence occurring thereafter. The said Lessee shall at all times during the term hereby granted maintain at his own expense the said land, slope treatment works, retaining walls or other support, protection, drainage or ancillary or other works in good and substantial repair and condition to the satisfaction of the Director.”

### B. Each of the owners is obliged to contribute towards the costs of the maintenance works.

### C. A plan showing the slope and the retaining wall or related structures constructed, or to be constructed, within or outside the land on which the Development is situated.

Please refer to the plan at page 159 of this Sales Brochure.

2. Under the Deed of Mutual Covenant, the manager of the Development has the owners' authority to carry out the maintenance works.

Clause (3:02:01)(an) of the latest draft Deed of Mutual Covenant stipulates that:

“ Save and except as otherwise expressly provided in this Deed, the Manager shall be responsible for and shall have full authority to do all such acts and things as may be necessary or requisite for and in connection with the proper and efficient management of the Development, including in particular but without in any way limiting the generality of the foregoing:-

- (an) to engage suitable qualified personnel to inspect, keep and maintain in good substantial repair and condition and carry out any necessary works in respect of the Slope and Retaining Structures in compliance with the Government Grant and in particular in accordance with the Geoguide 5 - Guide to Slope Maintenance issued by the Geotechnical Engineering Office (as amended or substituted from time to time) and the Maintenance Manual for the Slope and Retaining Structures and all guidelines issued from time to time by the appropriate Government department regarding the maintenance of the Slope and Retaining Structures. For this purpose, the Manager shall have the right to demand from the Owners, and the Owners shall be liable to pay, such contributions to all the costs lawfully incurred or to be incurred in carrying out such maintenance and repair and any other works in respect of the Slope and Retaining Structures by way of a lump sum or instalments or otherwise as the Manager shall decide Provided that the Manager shall not be made personally liable for carrying out any such requirements in respect of the Slope and Retaining Structures under the conditions of the Government Grant which shall remain the responsibility of the Owners if, having used all reasonable endeavours, the Manager has not been able to collect the costs of the required works from all Owners. For the purpose of this Clause, the Manager shall include the Owners' Corporation (if formed);”

# MAINTENANCE OF SLOPES

## 斜坡維修

1. 根據批地文件的規定，該發展項目中的住宅物業的擁有人須自費維修斜坡。

### A. 有關規定的條款

日期為2012年11月26日以註冊摘要編號12112902870110登記於土地註冊處的修訂書（以修訂訂立於1926年3月16日的內地段第623號的政府租契）條款第(10)(a)條規定：

「如該地段部份或任何政府土地內現時或以往曾經進行過任何削土、移土或土地後移工程、或堆積或堆填或任何類型的斜坡處理工程，不論事前是否獲署長書面同意，而該等工程是為了或關乎該地段部份或其任何部分的形成、平整或發展的目的或該承租人按本文的契諾及條款而須要完成的工程的目的或其他任何的目的，該承租人須自費進行及建造現時或將來不時需要的該等斜坡處理工程、護土牆或其他支撐、防護、排水或附屬或其他工程，以保護和支撐該地段部份內的土地及任何相鄰或毗鄰的政府土地或已批租土地，同時避免及防止其後發生滑土、山泥傾瀉或地陷。該承租人應時刻在批地文件的整個批租年期內自費保養上述土地、斜坡處理工程、護土牆或其他支撐、防護、排水或附屬或其他工程，以保持其良好充足的維修狀態，以使署長滿意。」

### B. 每名擁有人均須分擔維修工程的費用。

### C. 顯示該斜坡及已經或將會在該發展項目所位於的土地之內或之外建造的任何護土牆或有關構築物的圖則。

請參閱本售樓說明書第159頁之圖則。

2. 根據公契，該發展項目的管理人獲擁有人授權進行維修工程。

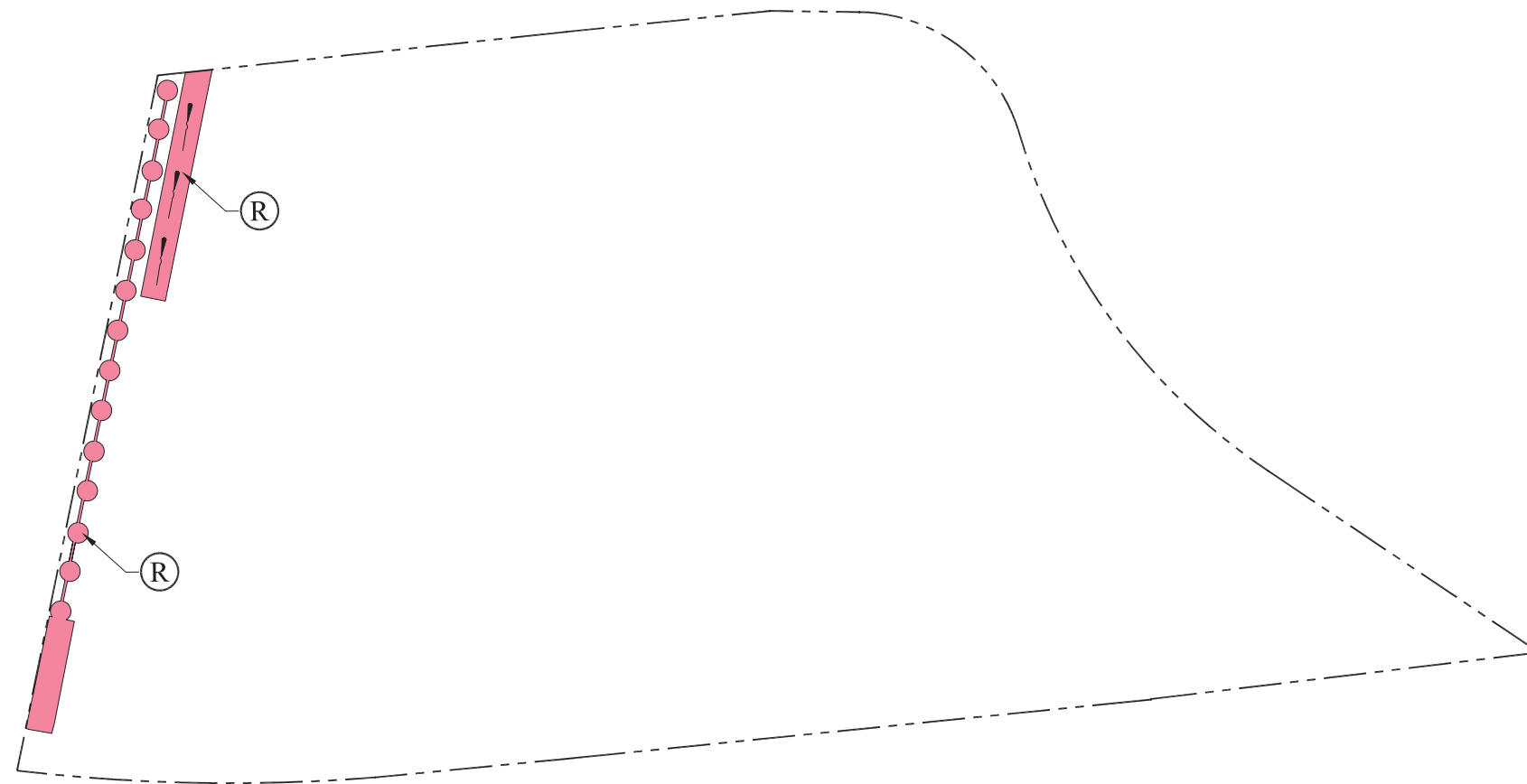
公契最新的擬稿第(3:02:01)(an)條規定：

「除本公契另有明文規定外，經理人須負責並具有充分授權作出與妥善及有效管理發展項目所必要或需要的一切行為及事情，在任何方面不限制上述一般適用範圍的前提下，特別是包括：-


(an) 按批地文件，特別是按土力工程處印發的「岩土指南第五冊－斜坡維修指南」（並以不時的修訂或代替條文為準）及依據岩土指南第五冊編製的保養手冊和有關政府部門不時對保養斜坡及護土構築物發出的一切指引，聘請合適及合資格的人士視察、檢驗、妥善保持和保養斜坡及護土構築物並對其進行任何必要的工程。為了這個目的，經理人有權要求業主及業主有責任支付進行上述保養與維修斜坡及護土構築物及任何其他有關工程所合法支出或將支出的分擔款項，該分擔款項須以整筆款項支付或分期付款或經理人決定的其他形式支付，惟如果經理人盡其一切合理努力，仍未能向全體業主收集所要求的工程費用，則經理人毋須對履行批地文件條款內有關斜坡及護土構築物的任何該等要求承擔個人責任，該等責任須由業主承擔。就本條款而言，經理人包括業主委員會及法團（如已成立）；」



# MAINTENANCE OF SLOPES 斜坡維修



## LEGEND 圖例

-  Slope and Retaining Structures  
斜坡及擋土牆結構
- Boundary of the Development  
發展項目邊界線

SCALE 比例:  0 20 40m (米)

# MODIFICATION

## 修訂

There is no on-going application to the Government for a modification of the Land Grant which is not yet granted.

沒有已向政府申請中而未獲批准的對批地文件的修訂。

RELEVANT INFORMATION  
有關資料

Not applicable.

不適用。

# RELEVANT INFORMATION

## 有關資料

This Page is intentionally left blank.

本頁保留空白。

# RELEVANT INFORMATION

## 有關資料

This Page is intentionally left blank.

本頁保留空白。



# RELEVANT INFORMATION

## 有關資料

This Page is intentionally left blank.

本頁保留空白。

# RELEVANT INFORMATION

## 有關資料

This Page is intentionally left blank.

本頁保留空白。

# RELEVANT INFORMATION

## 有關資料

This Page is intentionally left blank.

本頁保留空白。

# RELEVANT INFORMATION

## 有關資料

This Page is intentionally left blank.

本頁保留空白。

# RELEVANT INFORMATION

## 有關資料

This Page is intentionally left blank.

本頁保留空白。



# RELEVANT INFORMATION

## 有關資料

This Page is intentionally left blank.

本頁保留空白。

# RELEVANT INFORMATION

## 有關資料

This Page is intentionally left blank.

本頁保留空白。

# RELEVANT INFORMATION

## 有關資料

This Page is intentionally left blank.

本頁保留空白。

# RELEVANT INFORMATION

## 有關資料

This Page is intentionally left blank.

本頁保留空白。

# RELEVANT INFORMATION

## 有關資料

This Page is intentionally left blank.

本頁保留空白。



# RELEVANT INFORMATION

## 有關資料

This Page is intentionally left blank.

本頁保留空白。

# ADDRESS OF THE WEBSITE DESIGNATED BY THE VENDOR FOR THE DEVELOPMENT

賣方就發展項目指定的互聯網網站的網址

The address of the website designated by the Vendor for the Development for the purposes of Part 2 of the Residential Properties (First-hand Sales) Ordinance: [www.bisneycrest.com.hk](http://www.bisneycrest.com.hk)

賣方為施行《一手住宅物業銷售條例》第2部就發展項目指定的互聯網網站的網址：[www.bisneycrest.com.hk](http://www.bisneycrest.com.hk)

# INFORMATION IN APPLICATION FOR CONCESSION ON GROSS FLOOR AREA OF BUILDING

## 申請建築物總樓面面積寬免的資料

### Breakdown of GFA Concessions Obtained for All Features

Latest information on breakdown of GFA concessions as shown on the general building plans submitted to and approved by the Building Authority (BA) prior to the printing of the sales brochure is tabulated below. Information marked (#) may be based on information provided by the authorized person if the sales brochure is printed prior to submission of the final amendment plans to the BA. The breakdown of GFA concessions may be subject to further changes until final amendment plans are submitted to and approved by the BA prior to the issuance of the occupation permit for the development.

	Area (m <sup>2</sup> )
Disregarded GFA under Building (Planning) Regulations 23(3) (b)	
1(#)	Carpark and loading/unloading area excluding public transport terminus
	270.169
2	<b>Plant rooms and similar services</b>
2.1	Mandatory feature or essential plant room, area of which is limited by respective Practice Notes for Authorized Persons, Registered Structural Engineers and Registered Geotechnical Engineers (PNAP) or regulation such as lift machine room, telecommunications and broadcasting (TBE) room, refuse storage and material recovery chamber, etc.
	Not Applicable
2.2(#)	Mandatory feature or essential plant room, area of which is NOT limited by any PNAP or regulation such as room occupied solely by fire services installations (FSI) and equipment, meter room, transformer room, potable and flushing water tank, etc.
	Not Applicable
2.3	Non-mandatory or non-essential plant room such as air-conditioning (A/C) plant room, air handling unit (AHU) room, etc.
	Not Applicable
Green Features under Joint Practice Notes 1 and 2	
3	Balcony
	Not Applicable
4	Wider common corridor and lift lobby
	Not Applicable
5	Communal sky garden
	Not Applicable
6	Acoustic fin
	Not Applicable
7	Wing wall, wind catcher and funnel
	Not Applicable
8	Non-structural prefabricated external wall
	Not Applicable
9	Utility platform
	Not Applicable
10	Noise barrier
	Not Applicable
Amenity Features	
11	Caretaker's quarters, counter, office, store, guard room and lavatory for watchman and management staff and owners' corporation office
	Not Applicable
12	Residential recreational facilities including void, plant room, swimming pool filtration plant room, covered walkway, etc. serving solely the recreational facilities
	Not Applicable
13	Covered landscaped and play area
	Not Applicable
14	Horizontal screen/covered walkway and trellis
	Not Applicable

15	Larger lift shaft	Not Applicable
16	Chimney shaft	Not Applicable
17	Other non-mandatory or non-essential plant room, such as boiler room, satellite master antenna television (SMATV) room	Not Applicable
18(#)	Pipe duct, air duct for mandatory feature or essential plant room	Not Applicable
19	Pipe duct, air duct for non-mandatory or non-essential plant room	Not Applicable
20	Plant room, pipe duct, air duct for environmentally friendly system and feature	Not Applicable
21	Void in duplex domestic flat and house	Not Applicable
22	Sunshade and reflector	Not Applicable
23(#)	Minor projection such as A/C box, A/C platform, window cill and projecting window	Not Applicable
24	Other projection such as A/C box and platform not covered in paragraph 3(b) and (c) of PNAP APP-19	Not Applicable
Other Exempted Items		
25(#)	Refuge floor including refuge floor cum sky garden	Not Applicable
26	Covered area under large projecting/ overhanging feature	Not Applicable
27	Public transport terminus	Not Applicable
28(#)	Party structure and common staircase	Not Applicable
29(#)	Horizontal area of staircase, lift shaft and vertical duct solely serving floor accepted as not being accountable for GFA	Not Applicable
30	Public passage	Not Applicable
31	Covered set back area	Not Applicable
Bonus GFA		
32	Bonus GFA	Not Applicable
Additional Green Features under Joint Practice Note (No. 8)		
33	Buildings adopting Modular Integrated Construction	Not Applicable

Note:

The above table is based on the requirements as stipulated in the Practice Note for Authorized Persons, Registered Structural Engineers and Registered Geotechnical Engineers ADM-2 issued by the Buildings Department. The Buildings Department may revise such requirements from time to time as appropriate.

### Estimated Energy Performance or Consumption for the Common Parts of the Development

The approved general building plans of this development are not subject to the requirements stipulated in the Practice Note for Authorized Persons, Registered Structural engineers and Registered Geotechnical Engineers APP-151 issued by the Building Authority. Environment assessment and information on the estimated energy performance or consumption for the common parts of this Development were not required to be submitted to the Building Authority as a prerequisite for the granting of gross floor area concessions.

# INFORMATION IN APPLICATION FOR CONCESSION ON GROSS FLOOR AREA OF BUILDING

## 申請建築物總樓面面積寬免的資料

獲寬免總樓面面積的設施分項		
於印製售樓說明書前呈交予並已獲建築事務監督批准的一般建築圖則上有關總樓面面積寬免的分項的最新資料，請見下表。如印製售樓說明書時尚未呈交最終修訂圖則予建築事務監督，則有(＃)號的資料可以由認可人士提供的資料作為基礎。直至最終修訂圖則於發出佔用許可證前呈交予並獲建築事務監督批准前，以下分項資料仍可能有所修改。		
	面積（平方米）	
根據《建築物（規劃）條例》第23(3)(b)條不計算的總樓面面積		
1(＃)	停車場及上落客貨地方（公共交通總站除外）	270.169
2	機房及相類設施	
2.1	所佔面積受相關《認可人士、註冊結構工程師及註冊岩土工程師作業備考》（《作業備考》）或規例限制的強制性設施或必要機房，例如升降機機房、電訊及廣播設備室、垃圾及物料回收房等	不適用
2.2(＃)	所佔面積不受任何《作業備考》或規例限制的強制性設施或必要機房，例如僅由消防裝置及設備佔用的房間、電錶房、電力變壓房、食水及鹹水缸等	不適用
2.3	非強制性或非必要機房，例如空調機房、送風櫃房等	不適用
根據聯合作業備考第1及第2號提供的環保設施		
3	露台	不適用
4	加闊的公用走廊及升降機大堂	不適用
5	公用空中花園	不適用
6	隔聲鰭	不適用
7	翼牆、捕風器及風斗	不適用
8	非結構預製外牆	不適用
9	工作平台	不適用
10	隔音屏障	不適用
適意設施		
11	管理員宿舍、供保安人員和管理處員工使用的櫃位、辦事處、貯物室、警衛室和廁所，以及業主立案法團辦事處	不適用
12	住戶康樂設施，包括僅供康樂設施使用的中空空間、機房、游泳池的濾水機房、有蓋人行道等	不適用
13	有蓋園景區及遊樂場地	不適用
14	橫向屏障/有蓋人行道及花棚	不適用
15	擴大升降機槽	不適用

16	煙囪管道	不適用
17	其他非強制性或非必要機房，例如鍋爐房、衛星電視共用天線房	不適用
18(＃)	強制性設施或必要機房所需的管槽及氣槽	不適用
19	非強制性設施或非必要機房所需的管槽及氣槽	不適用
20	環保系統及設施所需的機房、管槽及氣槽	不適用
21	複式住宅單位及洋房的中空空間	不適用
22	遮陽篷及反光罩	不適用
23(＃)	小型伸出物，例如空調機箱、空調機平台、窗檻及伸出的窗台	不適用
24	《作業備考》APP-19第3(b)及(c)段沒有涵蓋的其他伸出物，如空調機箱及空調機平台	不適用
其他項目		
25(＃)	庇護層，包括庇護層兼空中花園	不適用
26	大型伸出/外懸設施下的有蓋地方	不適用
27	公共交通總站	不適用
28(＃)	共用構築物及公用樓梯	不適用
29(＃)	僅供獲接納不計入總樓面面積的樓層使用的樓梯、升降機槽及垂直管道的水平面積	不適用
30	公眾通道	不適用
31	有蓋的後移部分	不適用
額外總樓面面積		
32	額外總樓面面積	不適用
根據聯合作業備考(第8號)提供的額外環保設施		
33	採用「組裝合成」建築法的樓宇	不適用

備註：

上述表格是根據屋宇署所發出的《認可人士、註冊結構工程師及註冊岩土工程師作業備考》ADM-2規定的要求而制訂的。屋宇署會按實際需要不時更改有關要求。

發展項目的公用部分的預計能量表現或消耗

本發展項目的經批准一般建築圖則不受由建築事務監督發出的《認可人士、註冊結構工程師及註冊岩土工程師作業備考》APP-151規定規限。本發展項目的環境評估及公用部分的預計能量表現或消耗的資料無須呈交建築事務監督，以作為批予總樓面面積寬免的先決條件。

## DATE OF PRINTING OF SALES BROCHURE

### 售樓說明書印製日期

Date of printing of this sales brochure: 8 July 2020

本售樓說明書印製日期：2020年7月8日

## POSSIBLE FUTURE CHANGES

### 日後可能出現的改變

There may be future changes to the Development and the surrounding areas.

發展項目及其周邊地區日後可能出現改變。



# EXAMINATION RECORD

## 檢視記錄

Examination / Revision Date 檢視 / 修改日期	Revision Made 所作修改		
	Page Number 頁次	Page Number in revised version with examination date on 7 October 2020 2020年10月7日檢視之版本之頁次	Revision Made 所作修改
7 October 2020 2020年10月7日	Table of contents 目錄	Table of contents 目錄	Table of contents is updated. 更新目錄。
	15	15	Location plan of the development is updated. 更新發展項目的所在位置圖。
	100, 101, 102, 105, 106, 107	100, 101, 102, 105, 106, 107	Elevation plans are updated. 更新立面圖。
	125, 154	125, 154	Fittings, finishes and appliances is updated. 更新裝置、裝修物料及設備。
Examination / Revision Date 檢視 / 修改日期	Revision Made 所作修改		
	Page Number in revised version with examination date on 7 October 2020 2020年10月7日檢視之版本之頁次	Page Number in revised version with examination date on 7 January 2021 2021年1月7日檢視之版本之頁次	Revision Made 所作修改
7 January 2021 2021年1月7日	15	15	Location plan of the Development is updated. 更新發展項目的所在位置圖。
	16	16	Aerial photograph of the Development is updated. 更新發展項目的鳥瞰照片。
	16a	-	Aerial photograph of the Development is deleted. 刪除發展項目的鳥瞰照片。

# EXAMINATION RECORD

## 檢視記錄

Examination / Revision Date 檢視 / 修改日期	Revision Made 所作修改		Revision Made 所作修改
	Page Number in revised version with examination date on 7 January 2021 2021年1月7日檢視之版本之頁次	Page Number in revised version with examination date on 29 April 2022 2022年4月29日檢視之版本之頁次	
29 April 2022 2022年4月29日	Table of contents 目錄	Table of contents 目錄	Table of contents is updated. 更新目錄。
	2 - 7	2 - 7	Notes to Purchaser of First-Hand Residential Properties are revised. 修訂一手住宅物業買家須知。
	11	11	Information on vendor and others involved in the Development is updated. 更新賣方及有參與發展項目的其他人的資料。
	15	15	Location plan of the Development is updated. 更新發展項目的所在位置圖。
	16, 16a	16, 16a	Aerial photographs of the Development are updated. 更新發展項目的鳥瞰照片。
	17, 18	17, 18	Outline Zoning Plans Relating to the Development are updated. 更新關乎發展項目的分區計劃大綱圖。
	19	19	Layout Plan of the Development is revised. 修訂發展項目的布局圖。
	20 - 69	20 - 69	Floor Plans of Residential Properties in the Development are revised. 修訂發展項目的住宅物業的樓面平面圖。
	70	70	Area of Residential Properties in the Development is updated. 更新發展項目中的住宅物業的面積。
	72	72	Floor Plans of Parking Spaces in the Development are revised. 修訂發展項目中的停車位的樓面平面圖。
	74 - 78	74 - 78	Summary of Deed of Mutual Covenant is revised. 修訂公契的摘要。
	87 - 99	87 - 99	Cross-Section Plans of Building in the Development are updated. 更新發展項目中的建築物的橫截面圖。
	100 - 107	100 - 107	Elevation Plans are updated. 更新立面圖。
	111, 129 - 154	111, 129 - 154	Fittings, Finishes and Appliances are revised. 修訂裝置、裝修物料及設備的資料。
	-	111a, 111b	Content is extended to additional page. 順延排版。
	156	156	Defect Liability warranty period is revised. 修訂欠妥之處的保養責任期。
	161 - 174	161 - 174	Relevant Information is deleted. 刪除有關資料。
	All pages 所有頁數	All pages 所有頁數	Colour and design of sales brochure are changed. 更改售樓說明書的顏色及設計。

# EXAMINATION RECORD

## 檢視記錄

Examination / Revision Date 檢視 / 修改日期	Revision Made 所作修改		Revision Made 所作修改
	Page Number in revised version with examination date on 29 April 2022 2022年4月29日檢視之版本之頁次	Page Number in revised version with examination date on 28 July 2022 2022年7月28日檢視之版本之頁次	
28 July 2022 2022年7月28日	15	15	Location plan of the Development is updated. 更新發展項目的所在位置圖。
	16a	16a	Aerial photograph of the Development is updated. 更新發展項目的鳥瞰照片。
	-	16b	Aerial photograph of the Development is added. 新增發展項目的鳥瞰照片。
	17	17	Outline Zoning Plan Relating to the Development is updated. 更新關乎發展項目的分區計劃大綱圖。
	19	19	Layout Plan of the Development is revised. 修訂發展項目的布局圖。
	21, 27, 41, 43	21, 27, 41, 43	Floor Plans of Residential Properties in the Development are revised. 修訂發展項目的住宅物業的樓面平面圖。
	87 - 99	87 - 99	Key Plan of Cross-Section Plans of Building in the Development are updated. 更新發展項目中的建築物的橫截面圖的指引圖。
	100 - 107	100 - 107	Key Plan of Elevation Plans are updated. 更新立面圖的指引圖。
Examination / Revision Date 檢視 / 修改日期	Revision Made 所作修改		Revision Made 所作修改
	Page Number in revised version with examination date on 28 July 2022 2022年7月28日檢視之版本之頁次	Page Number in revised version with examination date on 27 October 2022 2022年10月27日檢視之版本之頁次	
27 October 2022 2022年10月27日	15	15	Location plan of the Development is updated. 更新發展項目的所在位置圖。
	16, 16a	16, 16a	Aerial photographs of the Development are updated. 更新發展項目的鳥瞰照片。
	16b	-	Aerial photograph of the Development is deleted. 刪除發展項目的鳥瞰照片。

# EXAMINATION RECORD

## 檢視記錄

Examinaton / Revision Date 檢視 / 修改日期	Revision Made 所作修改		Revision Made 所作修改
	Page Number in revised version with examination date on 27 October 2022 2022年10月27日檢視之版本之頁次	Page Number in revised version with examination date on 18 January 2023 2023年1月18日檢視之版本之頁次	
18 January 2023 2023年1月18日	15	15	Location plan of the Development is updated. 更新發展項目的所在位置圖。
	18	18	Outline Zoning Plan Relating to the Development is updated. 更新關乎發展項目的分區計劃大綱圖。
	122, 129	122, 129	Fittings, Finishes and Appliances are revised. 修訂裝置、裝修物料及設備的資料。
Examinaton / Revision Date 檢視 / 修改日期	Revision Made 所作修改		Revision Made 所作修改
	Page Number in revised version with examination date on 18 January 2023 2023年1月18日檢視之版本之頁次	Page Number in revised version with examination date on 3 March 2023 2023年3月3日檢視之版本之頁次	
3 March 2023 2023年3月3日	15	15	Location plan of the Development is updated. 更新發展項目的所在位置圖。
	122, 129	122, 129	Fittings, Finishes and Appliances are revised. 修訂裝置、裝修物料及設備的資料。
Examinaton / Revision Date 檢視 / 修改日期	Revision Made 所作修改		Revision Made 所作修改
	Page Number in revised version with examination date on 3 March 2023 2023年3月3日檢視之版本之頁次	Page Number in revised version with examination date on 25 May 2023 2023年5月25日檢視之版本之頁次	
25 May 2023 2023年5月25日	4, 7	4, 7	Notes to Purchasers of First-hand Residential Properties are updated. 更新一手住宅物業買家須知。
	15	15	Location plan of the Development is updated. 更新發展項目的所在位置圖。
	16	16	Aerial photograph of the Development is updated. 更新發展項目的鳥瞰照片。
	16a	-	Aerial photograph of the Development is deleted. 刪除發展項目的鳥瞰照片。

# EXAMINATION RECORD

## 檢視記錄

Examinaton / Revision Date 檢視 / 修改日期	Revision Made 所作修改		Revision Made 所作修改
	Page Number in revised version with examination date on 25 May 2023 2023年5月25日檢視之版本之頁次	Page Number in revised version with examination date on 24 August 2023 2023年8月24日檢視之版本之頁次	
24 August 2023 2023年8月24日	15	15	Location plan of the Development is updated. 更新發展項目的所在位置圖。
	17	17	Outline Zoning Plan Relating to the Development is updated. 更新關乎發展項目的分區計劃大綱圖。
	176, 177	176, 177	Information in application for concession on gross floor area of building are updated. 更新申請建築物總樓面面積寬免的資料。
Examinaton / Revision Date 檢視 / 修改日期	Revision Made 所作修改		Revision Made 所作修改
	Page Number in revised version with examination date on 24 August 2023 2023年8月24日檢視之版本之頁次	Page Number in revised version with examination date on 23 November 2023 2023年11月23日檢視之版本之頁次	
23 November 2023 2023年11月23日	15	15	Location plan of the Development is updated. 更新發展項目的所在位置圖。
	16	16	Aerial photograph of the Development is updated. 更新發展項目的鳥瞰照片。
	-	16a	Aerial photograph of the Development is added. 新增發展項目的鳥瞰照片。
	18	18	Outline Zoning Plan Relating to the Development is updated. 更新關乎發展項目的分區計劃大綱圖。



